

4

STOVES REFRIGERATORS /  
TOILETS PLUMBING /  
FITTINGS PUMPS



M T M

**Polished Stainless Steel Round Basin Sink**

Round Polished Stainless Steel sink. To be completed with ø 50 mm drain fitting.

Code	Cutout mm	Flange mm	H mm	UM	€
<b>1501229</b>	260	290	120	PCS	
<b>1501233</b>	300	330	150	PCS	
<b>1501239</b>	360	390	150	PCS	

**Polished Stainless Steel Cylindrical Basin Sink**

Cylindrical Polished Stainless Steel sink. To be completed with ø 50 mm drain fitting.

Code	Cutout mm	Flange mm	H mm	UM	€
<b>1501429</b>	260	285	180	PCS	
<b>1501433</b>	300	330	180	PCS	
<b>1501438</b>	360	385	180	PCS	
<b>1501446</b>	420	455	180	PCS	

**Polished Stainless Steel Oval Basin Sink**

Oval Polished Stainless Steel sink. To be completed with ø 50 mm drain fitting.

Code	Cutout mm	Flange mm	H mm	UM	€
<b>1501338</b>	360 x 240	385 x 265	130	PCS	

**Stainless Steel 150 Rectangular Sink**

Rectangular Polished Stainless Steel sink. To be completed with ø 50 mm drain fitting.

Code	Cutout mm	Flange mm	H mm	UM	€
<b>1501117</b>	300 x 150	320 x 170	150	PCS	
<b>1501126</b>	300 x 240	320 x 260	150	PCS	
<b>1501132</b>	330 x 300	350 x 320	150	PCS	
<b>1501136</b>	340 x 340	360 x 360	150	PCS	

**Stainless Steel 180/200 Rectangular Sink**

Rectangular Polished Stainless Steel sink. To be completed with ø 50 mm drain fitting.

Code	Cutout mm	Flange mm	H mm	UM	€
<b>1501125</b>	330 x 235	350 x 250	180	PCS	
<b>1501133</b>	330 x 330	350 x 350	200	PCS	
<b>1501140</b>	400 x 400	420 x 420	200	PCS	



**Polished Stainless Steel Double Sink**Polished Stainless Steel double sink. To be completed with  $\varnothing$  50 mm drain fitting.

Code	Cutout mm	Flange mm	H mm	UM	€
1502116	575 x 300	600 x 325	150	PCS	

**Polished Stainless Steel Sink and Cover**18/8 Stainless Steel square sink with tempered glass cover. Complete with swiveling spout, to be completed with  $\varnothing$  50 mm drain fitting.

Code	Dim mm	H mm	UM	€
1501834	320 x 350	180	PCS	


**Polished Stainless Steel Round Sink with Cover**Round sink with tempered glass cover and 18/8 Stainless Steel basin. Complete with swiveling spout, to be completed with  $\varnothing$  50 mm drain fitting.

Code	Dim mm	H mm	UM	€
1501830	$\varnothing$ 300	180	PCS	


**Large Elbow Drain Fitting**

Elbow drain fitting for 50 mm hole sinks.

Code	Outlet $\varnothing$ mm	UM	€
1505007	20	PCS	

**Large Straight Drain Fitting**

Straight drain fitting for 50 mm hole sinks.

Code	Outlet $\varnothing$ mm	Fittings	UM	€
1505008	38 (1" 1/4)		PCS	
1440200	1" 1/4 > 25 mm	Straight Pipe to Hose	PCS	
1440202	1" 1/4 > 25 mm	Elbow Pipe to Hose	PCS	

**Large Straight 45MM Drain Fitting**

Straight drain fitting for 50 mm hole sinks.

Code	Outlet $\varnothing$ mm	UM	€
1505004	45 (1" 1/2)	PCS	

**Small Drain Fittings**

Drain fittings for 40 mm hole sinks.

Code	Drain Fitting	Outlet $\varnothing$ mm	UM	€
1505005	Straight	20	PCS	
1505006	Elbow	20	PCS	
1505015	Straight	25	PCS	
1505016	Elbow	25	PCS	



**Compact Set-in Stove with Sink**

Satinized Stainless Steel compact sink-stove with safety thermocouples and drain fittings.

DOMETIC

Code	Dim mm	Sink	UM	€
1501949	490 x 460 x H121	R	PCS	
1502049	490 x 460 x H121	L	PCS	

**2 Burner Stove with Sink**

2 burner Tempered Glass top and 18/8 Stainless Steel sink. Complete with safety thermocouples.

MTM  
QUALITY

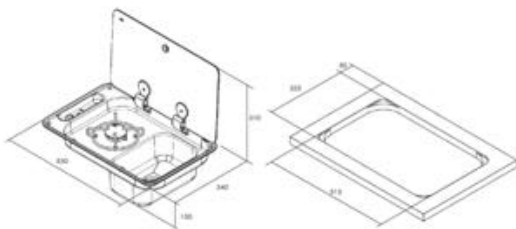
Code	Dim mm	Accessories	UM	€
1506622	600 x 420		PCS	
1506682		2 Burner Panholder	PCK	

**1 Burner Stove with Sink and Glass Top**

1 burner tempered black Glass top and Stainless Steel sink. Complete with thermocouples and piezo electric ignition.

MTM  
QUALITY

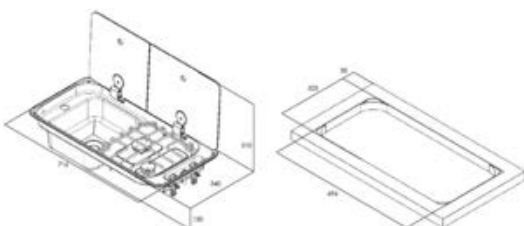
Code	Dim mm	Sink	Accessories	UM	€
1506655	530 x 340 x 150	R		PCS	
1506656	530 x 340 x 150	L		PCS	
1506681			1 Burner Panholder	PCK	

**2 Burner Stove with Sink and Glass Top**

2 burner tempered black Glass top and Stainless Steel sink, divided in cooking area and sink. Complete with thermocouples and piezo electric ignition.

MTM  
QUALITY

Code	Dim mm	Sink	Accessories	UM	€
1506651	716 x 340 x 150	R		PCS	
1506650	716 x 340 x 150	L		PCS	
1506682			2 Burner Panholder	PCK	



**Burny1 1-Burner Stove**

1-Burner Polished Stainless Steel flush-in stove with safety thermocouples.  
Recess height 80 mm.

Code	mm	Accessories	UM	€
1504540	320 x 285		PCS	
1506681		1-Burner Panholder	PCK	

**Burny2 2-Burner Stove**

2-Burner Polished Stainless Steel flush-in stove with safety thermocouples.  
Recess height 80 mm.

Code	mm	Accessories	UM	€
1504550	380 x 360		PCS	
1506682		2-Burner Panholder	PCK	

**Burny3 3-Burner Stove**

3-Burner Polished Stainless Steel flush-in stove with safety thermocouples.  
Recess dimensions: 430 x 320 x H80 mm.

Code	mm	Accessories	UM	€
1504553	470 x 360		PCS	
1506682		2-Burner Panholder	PCK	

**Chrystal 1 1-Burner Stove**

1-Burner tempered glass top flush-in stove with safety thermocouples.

Code	mm	Accessories	UM	€
1506601	365 x 200		PCS	
1506681		1-Burner Panholder	PCK	

**Chrystal 2 2-Burner Stove**

2-Burner tempered glass top flush-in stove with safety thermocouples.

Code	mm	Accessories	UM	€
1506602	380 x 280		PCS	
1506682		2-Burner Panholder	PCK	

**Chrystal 3 3-Burner Stove**

3-Burner Tempered Glass top flush-in stove with safety thermocouples.

Code	mm	Accessories	UM	€
1506603	420 x 370		PCS	
1506682		2-Burner Panholder	PCK	



**Techimpex Flush-in Stoves**

Lightweight and compact Techimpex flush-in Stainless Steel stoves complete with thermocouples and grate with pressure lock. **New**

TECHIMPEX

Ischia 2300W

Lipari 1700+3000W

Burano 1000+1700+3000W

Code	Ref	Dim mm	Accessories	UM	€
1504661	Ischia 1-Burner	250 x 270		PCS	
1504662	Lipari 2-Burner	470 x 340		PCS	
1504663	Burano 3-Burner	470 x 390		PCS	
1504204			1-Burner Panholder	PCS	
1504205			2-Burner Panholder	PCS	
1504206			3-Burner Panholder	PCS	

**Dometic Flush-in Stoves**

Satinized Stainless Steel flush-in stoves with safety thermocouples and Tempered Glass cover.

DOMETIC

Code	Cooker	mm	Accessories	UM	€
1504648	2-Burner	480 x 370		PCS	
1504656	3-Burner	560 x 440		PCS	
1504657			Panholder	PCS	

**Hoodiny Stoves**

Stainless Steel flush-in stoves with safety thermocouples and Tempered Glass cover.

MTM  
QUALITY

Code	Cooker	mm	Accessories	UM	€
1504651	Round 1-Burner	ø 340		PCS	
1504652	Square 2-Burner	530 x 325		PCS	
1506681			1-Burner Panholder	PCK	
1506682			2-Burner Panholder	PCK	



**Techimpex Hobs with Radiant Plates**

Flush mount Techimpex 220V hobs with vitreous ceramic radiant plates, touch control sensors and Stainless Steel case. Complete with power "on" indicator and residual heat indicator. Optional panholders complete with heat guards. Plates power: **New**

TECHIMPEX

Linosa 1200+1700W

Torres 1200+1200+1700+1700W

Code	Ref	Dim mm	Weight Kg	Accessories	UM	€
<b>1505860</b>	Linosa 2-Burner	500 x 300	5		PCS	
<b>1505864</b>	Torres 4-Burner	500 x 510	6		PCS	
<b>1504207</b>				2-Burner Panholder	PCS	
<b>1504208</b>				4-Burner Panholder	PCS	

**Can Hobs with Radiant Plates**

Flush mount 220V hobs with vitreous ceramic radiant plates and touch control sensors. To be completed with panholders to be mounted on support desk. Plates power:

2-Burner 1200+1700W

4-Burner 1200+1200+1800+1800W

Code	Ref	Dim mm	Weight Kg	Accessories	UM	€
<b>1505852</b>	2-Burner	500 x 300 x H41	7		PCS	
<b>1505855</b>	4-Burner	580 x 510 x H41	8,5		PCS	
<b>1506686</b>				Double Panholder	PCK	

**Techimpex Induction Hobs**

Flush mount Techimpex 220V hobs with vitreous ceramic induction plates and touch control sensors. Complete with power "on" indicator, residual heat indicator, anti-overflow sensor and cooking timer. Optional panholders complete with heat guards. Plates power: **New**

TECHIMPEX

Giglio 1400+2300W

Grado 1400+1400+2300+2300W

Code	Ref	Dim mm	Weight Kg	Accessories	UM	€
<b>1505862</b>	Giglio 2-Burner	500 x 300	5		PCS	
<b>1505868</b>	Grado 4-Burner	580 x 510	6		PCS	
<b>1504207</b>				2-Burner Panholder	PCS	
<b>1504208</b>				4-Burner Panholder	PCS	



**Techimpex Marine Cookers**

Stainless Steel framework Techimpex Gas cookers with enamelled cavity oven. Complete with thermocouples, solid brass burner caps, panholders, gimbals, oven grid, double glass and safety door lock. Optional heat guard. **New**

TECHIMPEX

Portofino CL: compact 2-burner cooker with rear oven burner. Single burner power 2000W, oven power 1550W.

Tropea XL: 2-burner cooker with large oven and ultra-performing central oven burner. Single burner power 2000W, oven power 1700W.

Maratea XL: 3-burner cooker with large oven and ultra-performing central oven burner. Burners power 1000+2000+2000W, oven power 1700W.

H = Height

W = Width

L = Length

Code	Cooker	Dim mm	Weight Kg	Accessories	UM	€
1504065	Portofino CL 2-Burner	W450xL480xH460	21		PCS	
1504066	Tropea XL 2-Burner	W500xL440xH440	23		PCS	
1504067	Maratea XL 3-Burner	W500xL480xH460	24		PCS	
1504211				CL Heat Guard	PCS	
1504212				XL2/XL3 Heat Guard	PCS	

**Dometic Cookers with Oven**

Gas cookers with 28 Lt oven and 2 burners. Complete with panholders, safety door lock and safe ignition system. Very easy flame and temperature control.

SunLight: compact cooker with 1100W oven power and 1800/2200W burners power.

StarLight: cooker with additional grill compartment, mirror tempered glass top, piezoelectric ignition and inner light. 1100W oven power, 1300W grill power and 1800/2200W burners power.

H = Height

W = Width

L = Length

Code	Cooker	Dim mm	Weight Kg	UM	€
1504061	SunLight 2-Burner	W449 x L398 x H357	15	PCS	
1504062	StarLight 2-Burner	W450 x L358 x H508	19	PCS	

**Can Cookers with Oven**

Stainless Steel framework Gas cookers with tempered glass hob unit on top and 30 Lt/2000W oven. With 1900W per burner, piezo ignition and safety valves on all burners. Levelled grid allows pots easy sliding. Oven with ergonomic handle, vented door and double glass with integrated thermometer, oven grid, heat sink and Aluminum burner covers.

H = Height

W = Width

L = Length

Code	Cooker	Dim mm	Weight Kg	Accessories	UM	€
1504072	2-Burner	W500 x L410 x H390	20		PCS	
1504073	3-Burner	W500 x L410 x H390	20		PCS	
1506672				2-Burner Panholder	PCK	
1506673				3-Burner Panholder	PCK	

MTM  
QUALITY



**Techimpex Tabletop Stoves**

Stainless Steel lightweight and compact Techimpex tabletop stoves. With thermocouples and grate with pressure lock. Capri 1-burner stove, burner power 1600W. Ponza 2-burner stove, burners power 2000W.

Code	Ref	Dim mm	Accessories	UM	€
1504039	Capri 1-Burner	240 x 300 x H130		PCS	
1504051	Ponza 2-Burner	456 x 300 x H130		PCS	
1504203			1-Burner Panholder	PCS	
1504201			2-Burner Panholder	PCS	
1504202			2-Burner Gimbal	PCS	



TECHIMPEX

**Hotty Stoves**

Stainless Steel stoves with safety thermocouples.

Code	Ref	Dim mm	Accessories	UM	€
1504040	1-Burner	210 x 290 x H50		PCS	
1504050	2-Burner	440 x 290 x H50		PCS	
1506681			1-Burner Panholder	PCK	
1506682			2-Burner Panholder	PCK	

MTM  
QUALITY**Outdoor Portable Cooker**

Brunner portable gas cooker with interchangeable Camping Gaz type gas cartridges. Stainless Steel gas compartment and adjustable flame Aluminum burner. Complete with piezoelectric ignition system, safety thermocouples and handy carrying bag.

Code	Dim mm	Weight Kg	Accessories	UM	€
1504020	372 x 286 x H125	2		PCS	
1504030			Grill Plate	PCS	



BRUNNER

**Electric Hob BBQ PB1327**

Flush mount Stainless Steel hob with electric 2400 Watt - 220V barbeque.

Code	Dim mm	UM	€
1505840	500 x 300	PCS	

MTM  
QUALITY**Procida Electric Hob BBQ**

Flush mount Techimpex Stainless Steel hob to be used as an electric grill and stove for grilling meat, fish and vegetables. With 500 Watt - 220V power vitreous ceramic top.

Code	Dim mm	UM	€
1505866	510 x 288	PCS	



New



TECHIMPEX

**Feuerdesign Mayon Barbeque**

Versatile portable Stainless Steel grill, safe and easy to use. Charcoal feed with alcohol gel ignition. It cooks quickly and perfectly all types of grill food thanks to the adjustable fan with a rechargeable battery providing 4 hours autonomy. The optional glass dome allows you to adjust the cooking thanks to the integrated thermometer. Complete with battery, power cable and kitchen tongs.

Code	Dim mm	UM	€
<b>1504012</b>	ø 330 x H185	PCS	



Feuerdesign  
TECHGRILL by LIMATEC

**Feuerdesign Teide Barbeque**

Versatile portable Stainless Steel grill, safe and easy to use. Charcoal feed with alcohol gel ignition. It cooks quickly and perfectly all types of grill food thanks to the adjustable fan with a rechargeable battery providing 4 hours autonomy. The optional glass dome allows you to adjust the cooking thanks to the integrated thermometer. Complete with battery, power cable and kitchen tongs.

Code	Dim mm	UM	€
<b>1504010</b>	340 x 340 x H210	PCS	



Feuerdesign  
TECHGRILL by LIMATEC

**Feuerdesign Santorin Barbeque**

Versatile portable Stainless Steel grill, safe and easy to use. Charcoal feed with alcohol gel ignition. It cooks quickly and perfectly all types of grill food thanks to the adjustable fan with a rechargeable battery providing 4 hours autonomy. The optional glass dome allows you to adjust the cooking thanks to the integrated thermometer. Complete with battery, power cable and kitchen tongs.

Code	Colour	Dim mm	UM	€
<b>1504013</b>	RED	680 x 340 x H210	PCS	
<b>1504014</b>	YELLOW	680 x 340 x H210	PCS	



Feuerdesign  
TECHGRILL by LIMATEC

**Barbeque Feuerdesign Accessories and Spare Parts**

Feuerdesign portable barbecues accessories and spare parts:  
Glass and Stainless Steel dome lid with thermometer  
Replacement fan complete with battery and cable  
500 ml of alcohol gel for about 30 ignitions  
3 Kg bag of charcoal

Code	Ref	UM	€
<b>1504018</b>	Dome Lid	PCS	
<b>1504019</b>	Replacement Fan	PCS	
<b>1504015</b>	500 ml Alcohol Gel	PCS	
<b>1504016</b>	3 Kg Charcoal	PCS	



Feuerdesign  
TECHGRILL by LIMATEC

**Igloo Portable Ice Chests**

Portable Igloo coolers designed for onboard marine use. Ideal for food preservation, for daily fish catch or for living lure. Perfectly insulated, all white high quality UV resistant ABS case, inner odorless plastic made. 100 and 150 Qt are endowed with double access hatch.

H = Height

W = Width

L = Length

Code	Ref	Lt	L mm	W mm	H mm	Weight Kg	UM	€
1540024	25Qt	23	510	290	330	2,7	PCS	
1540034	36Qt	34	600	350	330	3,6	PCS	
1540045	48Qt	45	650	370	370	4,8	PCS	
1540051	54Qt	51	650	390	390	5,2	PCS	
1540068	72Qt	68	750	420	420	7,2	PCS	
1540089	100Qt	95	900	450	420	8,6	PCS	
1540122	120Qt	114	980	450	450	9,2	PCS	
1540154	150Qt	142	1050	480	510	11,2	PCS	
1540165	165Qt	156	1063	466	579	14,1	PCS	

**Igloo Ice Chest Cushions**

Portable Igloo coolers' cushions.

Code	For Igloo Qt	UM	€
1540254	48/54	PCS	
1540272	72	PCS	
1540294	100	PCS	
1540328	120	PCS	
1540362	150	PCS	

**Igloo Ice Chest Spare Parts**

Igloo spare parts (handles and latches). Universal kit contains: 4 hinges, 2 surelock latches, 2 drain plugs and 24 Stainless Steel screws.

Code	Type	For Igloo Qt	UM	€
1540211	Handle	25<>100	PCS	
1540212	Handle	120<>150	PCS	
1540213	Surelock Latch	For All	PCS	
1540218	Universal Kit	For All	PCK	

**Portable Ice Chest Blocking Bracket**

Universal portable ice chest blocking bracket kit made of 4 corners + 2 elastic cords to be fastened through handles.

Code	UM	€
1540244	PCK	



**Icey-Tek Portable Professional Ice Chests**

Professional use Australian portable Icey-Tek coolers, the best for fish and food. Thanks to the dense isolation mass they can maintain cold for many days and grant a perfect conservation of the fish. Endowed with two threaded holes with caps to be used as fish live well. Very sturdy, with strong injection molten hinges and thermoplastic elastimer latches, can be used as a seating. Both the 160 litres and the 260 litres have a double open split lid.

Code	Lt	External Dim mm	Internal Dim mm	Weight Kg	UM	€
1540805	56	790 x 420 x H395	650 x 300 x H280	10	PCS	
1540807	70	855 x 430 x H445	695 x 310 x H320	12	PCS	
1540809	90	925 x 460 x H475	770 x 340 x H345	14	PCS	
1540811	115	1100 x 500 x H490	940 x 365 x H360	18	PCS	
1540816	160	1290 x 530 x H525	1125 x 390 x H380	27	PCS	
1540826	260	1550 x 580 x H560	1375 x 435 x H440	32	PCS	



**Icey-Tek Ice Chest Cushions**

Portable Icey-Tek coolers cushions. Complete with self-adhesive velcro tape.

Code	For Icey-Tek Chest	Dimensions mm	UM	€
1540905	56 Lt (2 pcs for 160 Lt)	740 x 390 x H50	PCS	
1540907	70 Lt	780 x 390 x H50	PCS	
1540909	90 Lt	855 x 420 x H50	PCS	
1540911	115 Lt	1020 x 455 x H50	PCS	



**Icey-Tek Gel Ice Brick**

Icey-Tek synthetic ice bricks with special non-toxic gel and resistant food-grade Polyethylene container. Ideal for daily fish catch or food preservation.

Code	Dim mm	Weight Kg	UM	€
1540920	310 x 280 x 30	2	PCS	



**Icey-Tek Blue Portable Professional Ice Chests**

Professional use Australian portable Icey-Tek coolers, the best for fish and food. Thanks to the dense isolation mass they can maintain cold for many days and grant a perfect conservation of the fish. Endowed with two threaded holes with caps to be used as fish live well. Very sturdy, with strong injection molten hinges and thermoplastic elastimer latches, can be used as a seating.

Code	Lt	External Dim mm	Internal Dim mm	Weight Kg	UM	€
1540845	56	790 x 420 x H395	650 x 300 x H280	10	PCS	
1540847	70	855 x 430 x H445	695 x 310 x H320	12	PCS	
1540849	90	925 x 460 x H475	770 x 340 x H345	14	PCS	



**Icey-Tek Red Portable Professional Ice Chests**

Professional use Australian portable Icey-Tek coolers, the best for fish and food. Thanks to the dense isolation mass they can maintain cold for many days and grant a perfect conservation of the fish. Endowed with two threaded holes with caps to be used as fish live well. Very sturdy, with strong injection molten hinges and thermoplastic elastimer latches, can be used as a seating.

Code	Lt	External Dim mm	Internal Dim mm	Weight Kg	UM	€
1540835	56	790 x 420 x H395	650 x 300 x H280	10	PCS	
1540837	70	855 x 430 x H445	695 x 310 x H320	12	PCS	
1540839	90	925 x 460 x H475	770 x 340 x H345	14	PCS	



**Icey-Tek Spare Parts**

Icey-Tek ice chest spare parts.

Code	Ref	UM	€
1540930	WHITE drain plugs (pair)	PR	
1540931	BLUE drain plugs (pair)	PR	
1540932	RED drain plugs (pair)	PR	
1540940	Hinge	PCS	
0343020	Latch	PCS	



**VF IM OCX2 S/Steel Ice Maker**

Mechanical ice maker with Stainless Steel external casing and integrated refrigeration unit. With waterproof LED control panel that allows to set the freezer and check the water level in the refill versions. Thanks to the supplied fixing profile, the door can be installed totally or partially recessed. New opening with Steelock Vent Position handle that allows ventilation during periods of non-use. 220V/180W power supply, ice production 8 Kg/24h.

Available in two versions:

Hydro version which can be connected to the onboard potable water system.

Refill version with 7L internal water reservoir allowing mineral water to be used in order to make ice cubes.

H = Height

W = Width

L = Length

Code	Ref	Lt	Dim mm	Weight Kg	UM	€
1547075	Hydro	24	W370 x L400/435 x H641	23	PCS	
1547076	Hydro Compact	24	W370 x L520/555 x H486	25	PCS	
1547078	Refill	24	W370 x L400/435 x H641	23	PCS	
1547079	Refill Compact	24	W370 x L520/555 x H486	25	PCS	

VITRIFRIGO



**Frozen Dwarf Ice Maker**

Portable Frozen Dwarf ice maker with internal water tank allowing also mineral water to be used in order to make ice cubes. 220V (112W) or 12V power supply if connected to 150W inverter. Ice production: 10/12 cubes (in 2 size cubes) every 10 minutes. It starts automatically when basket is empty and it stops when full.

Code	Lt	Dim mm	Weight Kg	UM	€
1547012	1,25	225 x 320 x H328	7,20	PCS	

MTM



**VF DW35 S/Steel Drawer Freezer**

Stainless Steel external casing drawer freezer. 12/24V external compressor, consumption 40W.

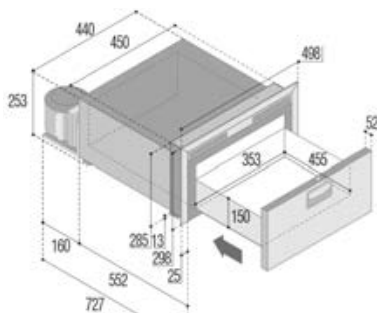
H = Height

W = Width

L = Length

Code	Ref	Lt	Dim mm	Weight Kg	UM	€
1548236	DW35	35	W450 x L552 x H285	24	PCS	

VITRIFRIGO



**Vfree Refrigerator/Freezer 12/24V-230V**

Portable Refrigerator/Freezer with multi-voltage 12/24/230V Danfoss compressor. With digital control panel, LED display, USB charger socket, detachable lid, removable basket and internal LED light. Inner temperature can be adjusted between +10° and -20°C.

Code	Ref	Lt	Dim mm	Weight Kg	UM	€
<b>1546036</b>	VF35P	35	680 x 410 x H440	19	PCS	
<b>1546045</b>	VF45P	45	680 x 410 x H490	20	PCS	
<b>1546055</b>	VF55P	55	710 x 455 x H500	22	PCS	
<b>1546066</b>	VF65P	65	710 x 455 x H560	23	PCS	



VITRIFRIGO

**C29M Mini-Cooler 12/24V**

Portable Mini-Refrigerator with dual voltage 12/24V Danfoss compressor. Inner temperature can be adjusted between +10° and -15°C. Consumption 48W.

Code	Lt	Dim mm	Weight Kg	UM	€
<b>1546027</b>	29	530 x 345 x H390	15	PCS	



VITRIFRIGO

**C41L Refrigerator/Freezer 12/24V**

Portable Refrigerator/Freezer with dual voltage 12/24V Danfoss compressor. Inner temperature can be adjusted between +10° and -10°C. Consumption 43W.

Code	Lt	Dim mm	Weight Kg	UM	€
<b>1546041</b>	41	650 x 385 x H400	17	PCS	



VITRIFRIGO

**C65L Refrigerator/Freezer 12/24V**

Portable Refrigerator/Freezer with dual voltage 12/24V Danfoss compressor. Inner temperature can be adjusted between +10° and -20°C. Consumption 45W.

Code	Lt	Dim mm	Weight Kg	UM	€
<b>1546065</b>	65	765 x 510 x H458	24	PCS	



VITRIFRIGO

**VF External Compressor Refrigerators**

VF refrigerator with external 12/24V dual voltage Danfoss compressor that can be mounted up to 2 metres away.

EN = Energy Saving evaporator.

H = Height

W = Width

L = Length

Code	Ref	Lt	Dim mm	Weight Kg	W	UM	€
<b>1544141</b>	C42L	42	W380 x L384 x H532	16	31	PCS	
<b>1544174</b>	C75L	75	W470 x L460 x H622	20	40	PCS	
<b>1544175</b>	C75LA EN	75	W470 x L460 x H622	20	40	PCS	
<b>1544195</b>	C95LA EN	95	W485 x L471 x H792	24	45	PCS	
<b>1545130</b>	C130L	130	W525 x L565 x H767	27	45	PCS	
<b>1545150</b>	SLIM150	140	W417 x L400 x H1513	42	47	PCS	



VITRIFRIGO

**VF Internal Compressor Refrigerators**

VF refrigerator with internal 12/24V dual voltage Danfoss compressor.

EN = Energy Saving evaporator.

H = Height

W = Width

L = Length

Code	Ref	Lt	Dim mm	Weight Kg	W	UM	€
<b>1546139</b>	C39i	39	W390 x L397 x H547	17	31	PCS	
<b>1546149</b>	C50i	50	W396 x L397 x H636	17	40	PCS	
<b>1546160</b>	C60i EN	60	W470 x L457 x H622	20	40	PCS	
<b>1546185</b>	C85i EN	85	W485 x L469 x H791	25	45	PCS	
<b>1547118</b>	C115i EN	115	W525 x L560 x H766	23	45	PCS	



VITRIFRIGO

**VF External Compressor S/Steel Refrigerators**

18/8 Stainless Steel external frame refrigerator with 12/24V dual voltage Danfoss compressor. With sliding profile for standard or flush door installation.

EN = Energy Saving evaporator.

H = Height

W = Width

L = Length

Code	Ref	Lt	Dim mm	Weight Kg	Consumption W	UM	€
<b>1548142</b>	C42LX	42	W398 x L377 x H535	17	31	PCS	
<b>1548167</b>	C75LAX EN	75	W488 x L452 x H625	23	40	PCS	
<b>1548173</b>	C130LAX EN	130	W543 x L555 x H766	31	45	PCS	



VITRIFRIGO

**VF Internal Compressor American Refrigerators**

VF compact refrigerators with internal 12/24V dual voltage Danfoss compressor.

Dimensions are suitable to American boats.

H = Height

W = Width

L = Length

Code	Ref	Lt	Dim mm	Weight Kg	W	UM	€
<b>1544151</b>	C51i	51	W380 x L501 x H532	17	40	PCS	



VITRIFRIGO

**VF Refrigerators Frames**

VF refrigerators frames. Allows recessed installation of the refrigerator with flushed door.

Code	For Refrigerator	UM	€
<b>1549011</b>	C39	PCS	
<b>1549012</b>	C42/C51	PCS	
<b>1549013</b>	C50	PCS	
<b>1549014</b>	C60/C75/C90	PCS	
<b>1549015</b>	C85/C95	PCS	
<b>1549010</b>	C115/C130	PCS	



VITRIFRIGO



**VF External Compressor Drawer Refrigerators**

VF drawer refrigerators with external 12/24V dual voltage Danfoss compressor that can be mounted up to 2 meters away.

H = Height

W = Width

L = Length

Code	Ref	Lt	Dim mm	Weight Kg	W	UM	€
<b>1544342</b>	C42DW	42	W380 x L342 x H532	19	31	PCS	
<b>1544375</b>	C75DW	75	W470 x L418 x H622	23	75	PCS	



VITRIFRIGO

**VF External Compressor S/Steel Drawer Refrigerators**

External casing Stainless Steel drawer refrigerators with 12/24V external Danfoss compressor. With sliding profile for standard or flush door installation.

H = Height

W = Width

L = Length

Code	Ref	Lt	Dim mm	Weight Kg	Consumption W	UM	€
<b>1548235</b>	DW35RFX	35	W450 x L552 x H285	24	31	PCS	
<b>1548242</b>	DW42RFX	42	W398 x L377 x H535	21	31	PCS	
<b>1548275</b>	DW75RFX	75	W488 x L452 x H625	26	40	PCS	



VITRIFRIGO

**VF Internal Compressor Drawer Refrigerators**


VF drawer refrigerators with internal 12/24V dual voltage Danfoss compressor.

H = Height

W = Width

L = Length

Code	Ref	Lt	Dim mm	Weight Kg	W	UM	€
<b>1544351</b>	C51DW	51	W380 x L482 x H532	20	40	PCS	
<b>1544390</b>	C90DW	90	W470 x L515 x H622	25	45	PCS	



VITRIFRIGO

**VF Internal Compressor S/Steel Drawer Refrigerators**

External casing Stainless Steel drawer refrigerators with 12/24V internal Danfoss compressor. With sliding profile for standard or flush door installation.

H = Height

W = Width

L = Length

Code	Ref	Lt	Dim mm	Weight Kg	Consumption W	UM	€
<b>1548251</b>	DW51RFX	51	W395 x L515 x H531	22	40	PCS	
<b>1548290</b>	DW90RFX	90	W485 x L548 x H621	28	45	PCS	



VITRIFRIGO

**VF DRW180A All-in-One Internal Compressor Drawer Refrigerator**

Stainless Steel external casing all-in-one refrigerator with 12/24V internal Danfoss compressor. Composed of two drawer compartments with customized functions that can be customized using a waterproof touch screen panel. Each drawer can be set as a fridge or a freezer, each one at the desired temperature. Complete with ventilation system that prevents ice from forming and a frame for flush door installation. Power supply 12/24V and 100/240V.

H = Height

W = Width

L = Length

Code	Lt	Dim mm	Weight Kg	W	UM	€
<b>1548250</b>	70 + 80	W617 x L595 x H874	55	120	PCS	



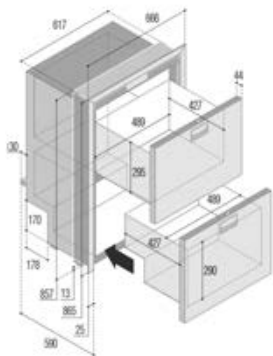
VITRIFRIGO

**VF DW180 Combo Internal Compressor S/Steel Drawer Refrigerators**

External casing Stainless Steel drawer refrigerators with 12/24V internal Danfoss compressor. Composed of two drawer compartments with customized functions. Complete with frame for flush door installation. The Icemaker types are powered 115/230 V.

H = Height W = Width L = Length

Code	Ref	Lower Drawer	Upper Drawer	Lt	Dim mm	Weight Kg	Consumption W	UM	€
1548210	DW180 RFX	Refrigerator	Refrigerator	64 + 80	W617 x L590 x H857	55	45	PCS	
1548211	DW180 RFX	Refrigerator	Freezer	64 + 80	W617 x L590 x H857	55	61	PCS	
1548212	DW180 DTX IM	Refrigerator	Icemaker	64 + 80	W617 x L590 x H857	60	140 (230V)	PCS	
1548215	DW180 BTX	Freezer	Freezer	64 + 80	W617 x L590 x H857	55	45	PCS	
1548216	DW180 BTX IM	Freezer	Icemaker	64 + 80	W617 x L590 x H857	60	140 (230V)	PCS	



**Dometic CoolMatic CRX Internal Compressor Refrigerators**

Dometic refrigerators with internal 12/24V electronic variable speed compressor which allows 25% less energy consumption. Thanks to the removable freezer compartment and to the touch control panel the functions can be set to cooling, freezing or both at the same time. With LED light. Standard or flush mount installation frame available as accessory.

H = Height

W = Width

L = Length

Code	Ref	Lt	Dim mm	Kg	W	Installation Frame	UM	€
1549050	CRX 50	45 + Freezer 4,5	W380 x L500 x H534	17	40		PCS	
1549065	CRX 65	57 + Freezer 7,0	W448 x L545 x H525	19	45		PCS	
1549080	CRX 80	78 + Freezer 7,5	W475 x L528 x H640	21	48		PCS	
1549401						CRX 50 Flush-Mount Frame	PCS	
1549402						CRX 65 Flush-Mount Frame	PCS	
1549403						CRX 80 Flush-Mount Frame	PCS	
1549411						CRX 50 Standard Frame	PCS	
1549412						CRX 65 Standard Frame	PCS	
1549413						CRX 80 Standard Frame	PCS	



- TOP LOADING REFRIGERATORS WITH 12/24V COMPRESSOR -

**TL40L Top Loading Refrigerator**

Top loading refrigerator with external 12/24V dual voltage Danfoss compressor.

Consumption 31W.

H = Height

W = Width

L = Length

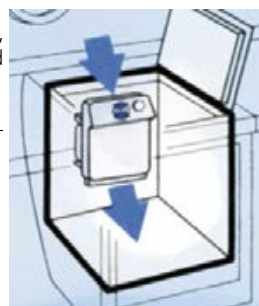
Code	Lt	Dim mm	Weight Kg	UM	€
1543039	40	W400 x L400 x H380	10	PCS	



**Dometic Coldmachine Refrigeration Unit**

High performance Dometic ColdMachine compact refrigeration unit. Easy to install in any fridge or cold room, simply drill and connect the battery. Fast air circulation cooling capacity, thermostat control setting, overload protection and under voltage automatic power off.

Code	Dim mm	Cooling Case Volume Lt	V	UM	€
1556515	258 x 227 x H363	200	12/24	PCK	



**Danfoss Horizontal Compressor Unit**

Horizontal compressor with quick couplings and cooling fan. For refrigeration systems which include: 1 x 12/24V dual voltage Danfoss compressor unit; 1 x Quick couplings evaporator (according to your needs).

Code	Ref	Dim mm	Kg	For Units Lt	UM	€
<b>1555025</b>	ND35OR	150 x 275 x H160	5,6	<130	PCS	
<b>1555028</b>	ND50OR2	135 x 360 x H155	5,6	120>360	PCS	



VITRIFRIGO

**Danfoss Vertical Compressor Unit**

Vertical compressor with quick couplings and cooling fan. For refrigeration systems which include: 1 x 12/24V dual voltage Danfoss compressor unit; 1 x Quick couplings evaporator (according to your needs).

Code	Ref	Dim mm	Kg	For Units Lt	UM	€
<b>1555026</b>	ND35VR	210 x 135 x H230	5,6	<130	PCS	



VITRIFRIGO

**Refrigerator's Energy Saver Type Evaporators**

Stainless Steel cold-accumulation energy-saver evaporators with quick couplings. Perfect for sailing boats, where constant battery recharging is difficult.

Code	Ref	Dim mm	For Units Lt	Accessories	UM	€
<b>1555410</b>	AC10	275 x 290 x H60	<110		PCS	
<b>1555420</b>	AC20	325 x 355 x H70	<220		PCS	
<b>1555430</b>	AC30	355 x 415 x H70	<270		PCS	
<b>1555450</b>				2 m Coupling Extension Pipe	PCS	
<b>1555455</b>				4 m Coupling Extension Pipe	PCS	



VITRIFRIGO

**Refrigerator's Flat Type Evaporators**

Flat type evaporators with quick refrigerator couplings.

Code	Ref	Dim mm	For Units Lt	UM	€
<b>1555202</b>	PT2	350 x H250	<60	PCS	
<b>1555203</b>	PT3	585 x H210	<80	PCS	
<b>1555204</b>	PT4	350 x H350	<110	PCS	



VITRIFRIGO

**Refrigerator's Box Type Evaporators**

Boxed evaporator with quick refrigerator couplings.

Code	Ref	Dim mm	For Units Lt	UM	€
<b>1555301</b>	S8	246 x 210 x H70	<80	PCS	
<b>1555303</b>	S3	318 x 210 x H96	<130	PCS	



VITRIFRIGO

**220V Power Supply Adapter**

220V power supply adapter for double voltage direct current 12/24V refrigerators. With protection from power surges. Not suitable for refrigerators with 12V only.

Code	UM	€
<b>1555234</b>	PCS	



VITRIFRIGO

**Refrigerator Spare Electronic Unit**

Spare electronic unit to be used with Vitrifigo refrigerators and freezers.

Code	UM	€
<b>1555238</b>	PCS	




VITRIFRIGO

**MACS Compact 7000/9000 Air Conditioner**

Air-condition system ready to mount kit which can cover one or two neighbouring rooms. Monobloc system complete with compressor, condensator, evaporator and vent, designed for onboard installation, with isolated ducts and distribution grids air handling. Compressor and evaporator are charged and they don't need special hardware to be mounted. Works as air-conditioner (cold air) and as heater (hot air). It can be used only at shorepower or with generator. Complete with salt water line hose, mushroom head, filter, pump and dip, with panel and 2 ball valves, with inlet, distribution and flux division grids, with 10 m main and secondary air ducts.



Code	MACS	Dim mm	Cooling Btu/h	Heating Btu/h	Weight Kg	Spare Parts	UM	€
1560307	Compact 7	560 x 285 x H326	6800	8600	23		PCK	
1560309	Compact 9	600 x 285 x H348	8600	10500	25		PCK	
1560390						Control Panel	PCS	



**MACS Compact 12000/16000 Air Conditioner**

Air-condition system ready to mount kit which can cover one or two even big neighbouring rooms. Monobloc system complete with compressor, condensator, evaporator and vent, designed for onboard installation, with isolated ducts and distribution grids air handling. Compressor and evaporator are charged and they don't need special hardware to be mounted. Works as air-conditioner (cold air) and as heater (hot air). It can be used only at shorepower or with generator. Complete with salt water line hose, mushroom head, filter, pump and dip, with panel and 2 ball valves, with inlet, distribution and flux division grids, with 10 m main and secondary air ducts.



Code	MACS	Dim mm	Cooling Btu/h	Heating Btu/h	Weight Kg	Spare Parts	UM	€
1560312	Compact 12	600 x 285 x H362	11900	14600	32		PCK	
1560316	Compact 16	660 x 310 x H382	15800	20000	40		PCK	
1560390						Control Panel	PCS	



**Johnson Marine Boiler Water Heater**

316 Stainless Steel Johnson Marine Boiler water heater designed for marine use. Works at shoreside or using a generator at 500W-220V electric resistance or, thanks to a special system, with engine's cooling circuit heat. 360° adjustable fixing feet for easy installation.

Code	Lt	L mm	ø mm	Weight Kg	Accessories	UM	€
1500802	22	485	325	10,0		PCS	
1500803	30	620	325	11,5		PCS	
1500804	45	880	325	15,0		PCS	
1500806	60	1065	325	17,3		PCS	
1500808	80	1285	325	20,0		PCS	
1500820					Mixing Valve Kit	PCS	

SPXFLOW  
Johnson Pump**BXR Nautic Boiler Water Heater**

Nautic Boiler water heater designed for marine use. Works at shoreside or using a generator at 1200W-220V electric resistance or, thanks to a special enveloping type heat exchanger, with engine's cooling circuit heat. Maintains water drinkable. Anode against electrolysis effect included. 316 Stainless Steel tank and insulation casing. 3 Years warranty. To be completed with mixing valve kit.

Code	Ref	Lt	L mm	ø mm	Weight Kg	Accessories	UM	€
1500620	BXR20	20	500	300	10,9		PCS	
1500628	BXR30	30	495	360	12,6		PCS	
1500640	BXR40	40	620	360	14,7		PCS	
1500650	BXR50	50	610	400	17,0		PCS	
1500660	BXR60	60	715	400	19,0		PCS	
1500680	BXR80	80	905	400	22,7		PCS	
1500821						Mixing Valve Kit	PCS	



Quick

**B3 Nautic Boiler Water Heater**

Nautic Boiler water heater designed for marine use. Works at shoreside or using a generator at 1200W-220V electric resistance or, thanks to a special enveloping type heat exchanger, with engine's cooling circuit heat. Maintains water drinkable. Anode against electrolysis effect included. 316 Stainless Steel tank and special composite insulation casing. 3 Years warranty. To be completed with mixing valve kit.

Code	Ref	Lt	L mm	ø mm	Weight Kg	Accessories	UM	€
1500601	B315	15	405	300	7,0		PCS	
1500602	B320	20	500	300	8,1		PCS	
1500603	B325	25	605	300	18,7		PCS	
1500604	B330	30	495	360	10,5		PCS	
1500605	B340	40	620	360	11,7		PCS	
1500606	B360	60	721	400	14,6		PCS	
1500821						Mixing Valve Kit	PCS	



Quick

**BXS 25/40 Nautic Boiler Water Heater**

Square Nautic Boiler water heater designed for marine use. Works at shoreside or using a generator at 1200W-220V electric resistance or, thanks to a special enveloping type heat exchanger, with engine's cooling circuit heat. Maintains water drinkable. Anode against electrolysis effect included. 316 Stainless Steel tank and insulation casing. 3 Years warranty. To be completed with mixing valve kit.

Code	Ref	Lt	Dim mm	Weight Kg	Accessories	UM	€
1500525	BXS25	25	330 x 370 x H330	13,5		PCS	
1500540	BXS40	40	380 x 445 x H380	17,0		PCS	
1500821					Mixing Valve Kit	PCS	



Quick

**BX 16 Nautic Boiler Water Heater**

Thin Nautic Boiler water heater designed for marine use. Works at shoreside or using a generator at 1200W-220V electric resistance or, thanks to a special enveloping type heat exchanger, with engine's cooling circuit heat. Maintains water drinkable. Anode against electrolysis effect included. 316 Stainless Steel tank and insulation casing. 3 Years warranty. To be completed with mixing valve kit.

Code	Ref	Lt	Dim mm	Weight Kg	Accessories	UM	€
1500516	BX16	16	180 x 520 x H395	10,5		PCS	
1500821					Mixing Valve Kit	PCS	



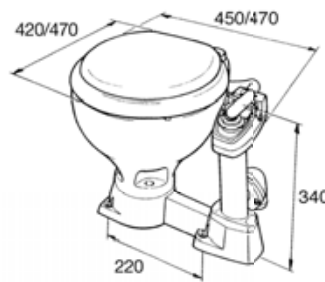
Quick

**Johnson Manual Toilet**

Johnson manual pump toilet. Easy to install thanks to its mounting system.  
Inlet  $\varnothing$  20 mm (3/4") outlet  $\varnothing$  38 mm (1" 1/2).

SPXFLOW  
Johnson Pump

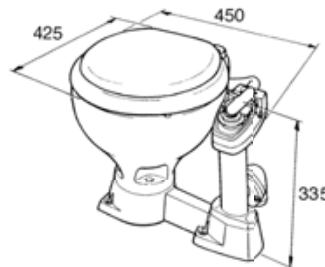
Code	Toilet	Spare Part	UM	€
1321500	AquaT Compact		PCS	
1321502	AquaT Comfort		PCS	
1320304		Repair Kit	PCK	
1320317		Complete Pump	PCS	
1320318		Base	PCS	
1322019		Pole Top Seal	PCS	
1322020		Piston Seal	PCS	
1320031		ABS Compact Seat	PCS	
1320032		ABS Comfort Seat	PCS	
1320030		Lacquered Wood Compact Seat	PCS	

**Jabco Compact Manual Toilet**

Jabco Compact manual pump toilet with Twist & Lock system which avoids waste backflow for a superior safety and comfort on board.  
Inlet  $\varnothing$  20 mm (3/4") outlet  $\varnothing$  38 mm (1" 1/2).

JABSCO

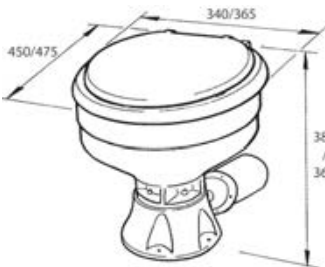
Code	Toilet	Spare Part	UM	€
1322001	Jabco Twist & Lock		PCS	
1320006		Repair Kit	PCS	
1322422		Pole Top Seal	PCS	
1320017		Complete Pump	PCS	
1320016		Base	PCS	
1320031		ABS Compact Seat	PCS	
1320030		Lacquered Wood Compact Seat	PCS	

**- ELECTRIC TOILETS -****Johnson AquaT Electric Toilet**

Porcelain bowl comfortable seat Johnson toilet. Complete with pump and high power macerator with button actuator.  
Inlet  $\varnothing$  20 mm / outlet  $\varnothing$  25 mm.

SPXFLOW  
Johnson Pump

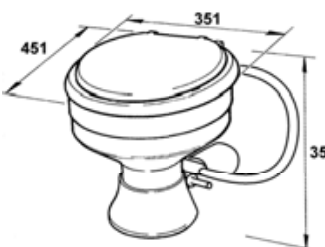
Code	Toilet	Spare Part	UM	€
1320012	Compact 12V		PCS	
1320024	Compact 24V		PCS	
1321012	Comfort 12V		PCS	
1321024	Comfort 24V		PCS	
1321030		Repair Kit	PCK	
1322018		Discharge Non-Return Valve	PCS	
1320031		ABS Compact Seat	PCS	
1320032		ABS Comfort Seat	PCS	
1320030		Lacquered Wood Compact Seat	PCS	

**Jabco Electric Toilet**

High capacity waste macerator Porcelain bowl Jabco electric toilet. Single button easy actuator. Self-priming at 1.20 m.  
Inlet  $\varnothing$  19 mm / outlet  $\varnothing$  25 mm

JABSCO

Code	Toilet	Spare Part	UM	€
1322012	Compact 12V		PCS	
1322024	Compact 24V		PCS	
1322010		Repair Kit	PCK	
1320031		ABS Compact Seat	PCS	
1320030		Lacquered Wood Compact Seat	PCS	



**Ocean Evolution Electric Toilet**

Automatic water in/out cycle control Ocean Evolution toilet. Thanks to the new pump the toilet is silent as the depression toilets. Very low water consumption. Complete with soft closing hinges seat and control panel. The macerator pump allows the drainage of waste up to 4 meters in height and 40 meters in distance and is complete with duck non-return valve that prevents any return. Discharging occurs with 360° orientable 38 mm (1" 1/2) adjustable to 25 mm (1") port connection.

Code	Toilet	Spare Part	UM	€
1320042	Compact 12V		PCS	
1320043	Compact 24V		PCS	
1320046	Comfort 12V		PCS	
1320047	Comfort 24V		PCS	
1320031		ABS Compact Seat	PCS	
1320032		ABS Comfort Seat	PCS	
1320030		Lacquered Wood Compact Seat	PCS	



**Ocean Standard Laguna Electric Toilet**

Compact and easy to install Ocean Laguna Standard electric toilet. Made from white Porcelain and corrosion resistant components, endowed with soft-closing system. Equipped with control panel and combined pump unit for aspiration and centrifugal shredder action. Inlet ø 19 mm (3/4"), outlet ø 38 mm (1" 1/2) adjustable to 25 mm (1").

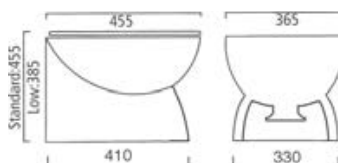
Code	V	UM	€
1322013	12	PCS	
1322014	24	PCS	



**Ocean Luxury Standard Electric Toilet**

Comfortable (feels like home) soft-closing seat shatterproof Porcelain bowl and base electric toilet. Equipped with combined macerator pump unit for aspiration and centrifugal shredder action, water load flush pump and control panel. 30A consumption at 12V. Inlet ø 19 mm / outlet ø 25/38 mm.

Code	Toilet Type	H mm	V	UM	€
1320212	Low	385	12	PCS	
1320224	Low	385	24	PCS	
1320232	Standard	455	12	PCS	
1320234	Standard	455	24	PCS	

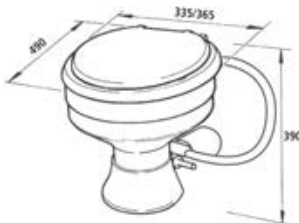


**Johnson AquaT Silent Electric Toilet**

Vacuum electronic water in/out control Johnson AquaT Silent toilet. Very low water consumption, great comfort and very silent. Shatterproof porcelain bowl. It can be installed either above or below the sea level and uses either salt or fresh water. Drainage of waste up to 7 meters thanks to in-built pump/macerator. The toilet comes complete with a water load pump code 1309308 (12V) or 1309309 (24V). Inlet ø 19 mm (3/4"), outlet ø 38 mm (1" 1/2) adjustable to 25 mm (1").



Code	Toilet	UM	€
1320022	Compact 12V	PCS	
1320023	Compact 24V	PCS	
1321022	Comfort 12V	PCS	
1321023	Comfort 24V	PCS	



**Ocean Silent Laguna Electric Toilet**

Hydrovacuum electronic water in/out control Ocean Laguna Silent toilet. Very low water consumption, great comfort and very silent. Shatterproof porcelain bowl. It can be installed either above or below the sea level. Drainage of waste up to 7 meters in height thanks to in-built pump/macerator. To be completed with water flush load pump. Inlet ø 19 mm (3/4"), outlet ø 38 mm (1" 1/2) adjustable to 25 mm (1").



Code	V	UM	€
1322021	12	PCS	
1322022	24	PCS	

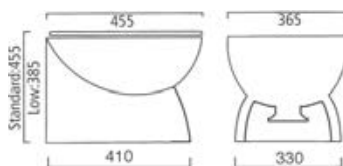


**Ocean Luxury Silent Electric Toilet**

Toilet with hydrovacuum electronic water in/out control. Very silent, great comfort (feels like home), very low water consumption. Anti-shock porcelain bowl with soft-closing seat. Complete with control panel. Drainage of waste thanks to built-in macerator pump, water load with pump supplied separately. Water inlet ø 19 mm (3/4"). Outlet ø 25/38 mm (1-1" 1/2). When installing a series of toilets, a single water pump for all toilets and a 12V Cod.1320476 or 24V Cod.1320478 electrovalve for each toilet head is needed.



Code	Toilet Type	H mm	V	Accessories	UM	€
1320072	Low	385	12		PCS	
1320074	Low	385	24		PCS	
1320082	Standard	455	12		PCS	
1320084	Standard	455	24		PCS	
1320476				12V Electrovalve	PCS	
1320478				24V Electrovalve	PCS	





**Ocean Electric Toilet Conversion Kit**

Electric Kit used to convert manual toilet into electric toilet. Easy to install, it replaces the manual pump. Fits any toilet with 4 bolt fixing bowls with 95 mm wheelbase as Ocean/TMC/Jabasco/Raritan/RM69/Johnson/Thetford/Lalizas. Overall length: 360 mm.

Code	Ref	UM	€
<b>1320512</b>	12V	PCS	
<b>1320524</b>	24V	PCS	

**Ocean Evolution Toilet Electric Conversion Kit**

Electric Kit used to convert a manual toilet into an electric Evolution type toilet. Easy to install, it replaces the manual pump. Equipped with a new generation silent pump with reduced water consumption. Fits any toilet with 4 bolt fixing bowls with 95 mm wheelbase as Ocean/TMC/Jabasco/Raritan/RM69/Johnson/Thetford/Lalizas. 360° orientable discharge port connection.

Code	Ref	UM	€
<b>1320542</b>	12V	PCS	
<b>1320544</b>	24V	PCS	

**Vacuum Electric Toilet Conversion Kit**

Electric Kit used to convert manual toilet into electric vacuum toilet. Easy to install, it replaces the manual pump and it is fitted with a water inlet/outlet electronic control with a very low 1-2,5 litres water consumption.

Code	Ref	UM	€
<b>1320522</b>	12V	PCS	
<b>1320534</b>	24V	PCS	

**Jabasco Base Electric Toilet Conversion Kit**

Electric Kit used to convert manual toilet into electric toilet. Easy to install, it replaces the manual pump.

Code	Ref	UM	€
<b>1320712</b>	12V	PCS	
<b>1320724</b>	24V	PCS	

**Jabasco Vertical Electric Toilet Conversion Kit**

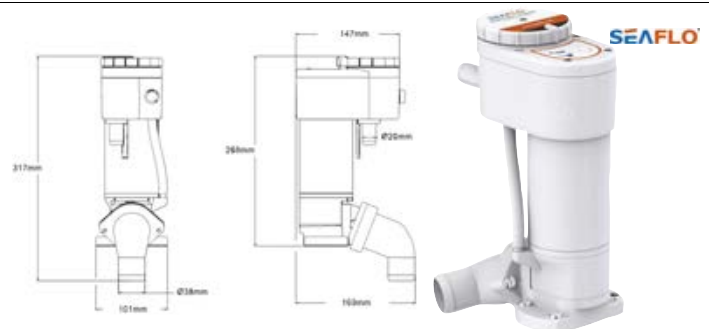
Jabasco electric kit used to convert manual toilet into electric toilet. Easy to install, it replaces the manual pump.

Code	Ref	UM	€
<b>1320612</b>	12V Kit	PCS	
<b>1320624</b>	24V Kit	PCS	
<b>1320007</b>	Gasket Kit	PCK	

**Universal Electric Toilet Conversion Kit**

Universal 12V electric kit used to convert manual toilet into electric toilet. Easy to install, it replaces toilet's manual pump.

Code	UM	€
<b>1320606</b>	PCS	



**Toilet Control Switch**

Panel control switch for 12/24V toilets.

Code	UM	€
<b>1321216</b>	PCS	



**Toilet Level Control Panel**

12/24V Electric toilet control panel with waste water level indicator. Optional probe H13 cm.

Code	Dim mm	Accessories	UM	€
<b>1321212</b>	125 x 80		PCS	
<b>1321220</b>		Probe	PCS	



**Toilet Level Control Panel Vacuum**

12/24V Vacuum toilet control panel with waste water level indicator. Optional probe H13 cm.

Code	Dim mm	Accessories	UM	€
<b>1321214</b>	125 x 80		PCS	
<b>1321220</b>		Probe	PCS	



**Seat-Saver**

Toilet seat-saver that secures seat and cover from sliding.

Code	UM	€
<b>1323034</b>	PR	



**Kit Bidet**

Chromed Brass cool/warm or only cool water bidet kit for toilets. Fits any toilet seat.

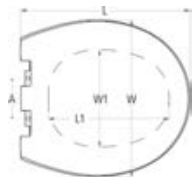
Code	Water	UM	€
<b>1324001</b>	Cool	PCS	
<b>1324002</b>	Warm/Cool	PCS	



**Seats and Covers**

Seats and covers for manual and electric marine toilets.

Code	Ref	Soft-Close	L x W mm	L1 x W1 mm	A mm	UM	€
<b>1320031</b>	ABS Compact Seat	No	315 x 335	225 x 240	140	PCS	
<b>1320030</b>	Lacquered Wood Compact Seat	No	315 x 335	225 x 240	140	PCS	
<b>1320032</b>	ABS Comfort Seat	Yes	400 x 365	260 x 215	140	PCS	
<b>1320036</b>	Polymer TE Luxury Seat	Yes	450 x 355	285 x 220	120	PCS	



**Jabsco Old Type Toilet Spares**

Jabsco old type toilet spare parts.

Code	Genuine Spare Part	UM	€
<b>1320005</b>	Repair Kit for Toilets until 1998	PCK	
<b>1320004</b>	Repair Kit for Toilets after 1998	PCK	
<b>1322417</b>	Pole Top Seal	PCS	
<b>1320017</b>	Complete Pump	PCS	
<b>1322418</b>	Piston Seal	PCS	
<b>1320016</b>	Base	PCS	

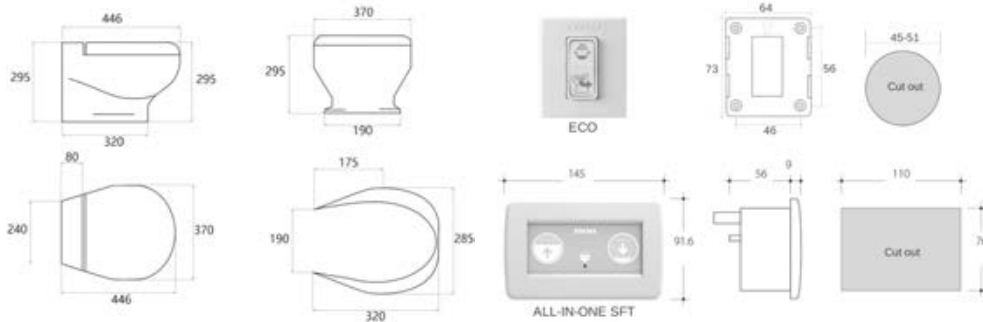


**Tecma Nano Toilette**

Thermosetting seat Tecma Nano compact toilette that combines comfort with the most reduced dimensions and still offers high performance. Endowed with powerful macerator pump, limited water and electrical consumption and low sound emissions. Installation and wiring are easy and quick, no maintenance is needed. It can be operated with two control panels: Eco panel: panel with add water/flush switches. All-in-One SFT panel: two-button panel with add water/flush switches. Smart Flush technology for low consumption and sound emissions. Complete with black water tank monitoring light and overflow protection function.



Code	Toilet	Panel	UM	€
1326001	Nano 12V	Eco	PCS	
1326002	Nano 24V	Eco	PCS	
1326009	Nano 12V	All-in-One SFT	PCS	
1326010	Nano 24V	All-in-One SFT	PCS	

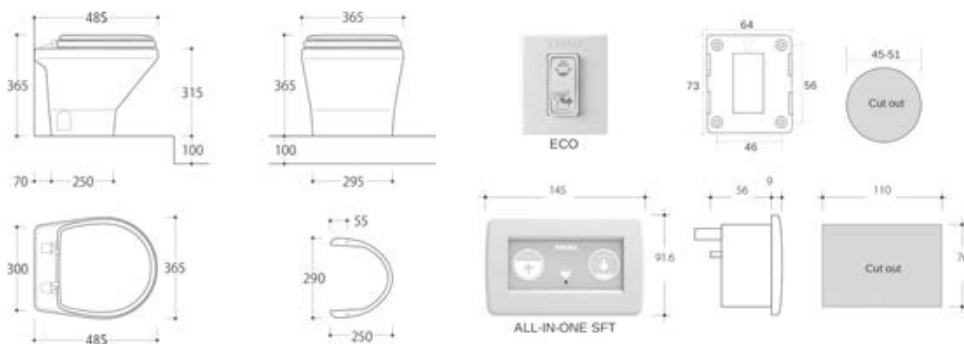


**Tecma Compass Short Toilette**

Tecma Compass is a high level and versatility solution, ideal for boats from 30 to 50 feet. The shell geometry has been designed to fit to any hull type. Equipped with Polyester seat with soft closing system that avoids damage and noise and with superior quality macerator pump. Developed to keep water, electrical consumption and noise at minimum level. Installation and wiring are easy and quick, no maintenance is needed. Can be operated with two control panels: Eco panel: panel with add water/flush switches. All-in-One SFT panel: two-button panel with add water/flush switches. Smart Flush technology for low consumption and sound emissions. Complete with water overflow protection and waste tank monitoring.



Code	Toilet	Panel	UM	€
1326003	Compass Short 12V	Eco	PCS	
1326004	Compass Short 24V	Eco	PCS	
1326011	Compass Short 12V	All-in-One SFT	PCS	
1326012	Compass Short 24V	All-in-One SFT	PCS	

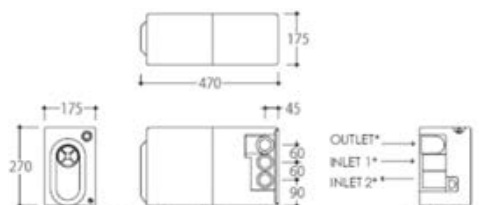


**Sanisplit NK Water Transfer System**

Sanisplit NK is a powerful and silent pumping unit which transfers grey water from bidets, showers and washbasins. Endowed with one way valve and with pressure switch which activates as soon as water enters in the unit. Minimum height requirements from drain 200 mm.



Code	Ref	Spare Parts	UM	€
1326310	Sanisplit NK 12V		PCS	
1326311	Sanisplit NK 24V		PCS	
1326312	Sanisplit NK 230V		PCS	
1326300	T-PF.SPLITFAS12V - 12V Motor		PCS	
1326301	T-PF.SPLITFAS24V - 24V Motor		PCS	
1326302	T-PF.SPLITFAS23 - 230V Motor		PCS	
1326303	T-PF.P58/NK Tank and Water Inlet/Outlet		PCS	
1326304	T-PF.P36 Level Sensor		PCS	

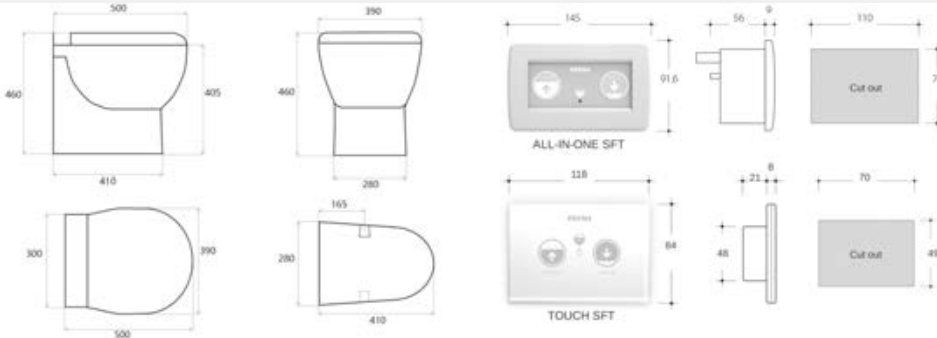


**Tecma Breeze Toilette**

Tecma Breeze toilet with smooth design that combines comfort and ergonomics. Thermosetting seat equipped with soft closing system that avoids damage and noise. Fast removing hinge system for fast and easy cleaning and maintenance. Developed to keep water, electrical consumption and noise to minimal levels. Installation and wiring are easy and quick, no maintenance is needed. Can be operated with two control panels: All-in-One SFT panel: two-button panel with add water/flush switches. Smart Flush technology for low consumption and sound emissions. Complete with water overflow protection and waste tank monitoring. Touch SFT panel: touch panel with add water/flush switches. Smart Flush technology for low consumption and sound emissions. Complete with water overflow protection with flow programming and waste tank monitoring. Can be set for cruise or dock mode.

**TECMA**

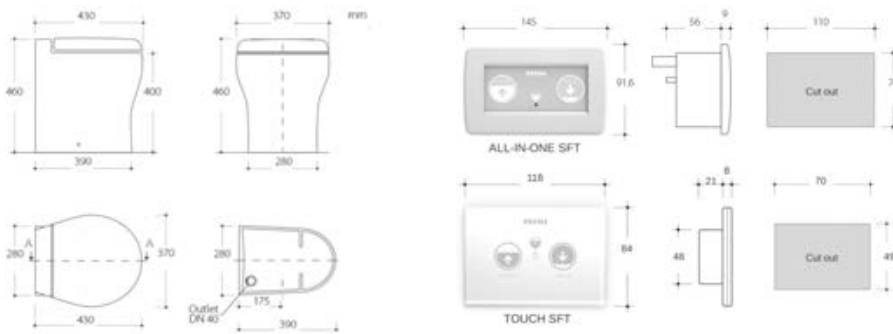
Code	Toilet	Panel	UM	€
<b>1326014</b>	Breeze 12V	All-in-One SFT	PCS	
<b>1326015</b>	Breeze 24V	All-in-One SFT	PCS	
<b>1326018</b>	Breeze 12V	Touch SFT	PCS	
<b>1326019</b>	Breeze 24V	Touch SFT	PCS	

**Tecma Elegance 2G Toilette**

Tecma Elegance 2G toilet with stylish design that maximizes comfort within a limited space. Developed to keep water, electrical consumption and noise at minimum. Installation and wiring are easy and quick, no maintenance is needed. It can be operated with two control panels: All-in-One SFT panel: two-button panel with add water/flush switches. Smart Flush technology for low consumption and sound emissions. Complete with water overflow protection and waste tank monitoring. Touch SFT panel: touch panel with add water/flush switches. Smart Flush technology for low consumption and sound emissions. Complete with water overflow protection with flow programming and waste tank monitoring. Can be set for cruise or dock mode.

**TECMA**

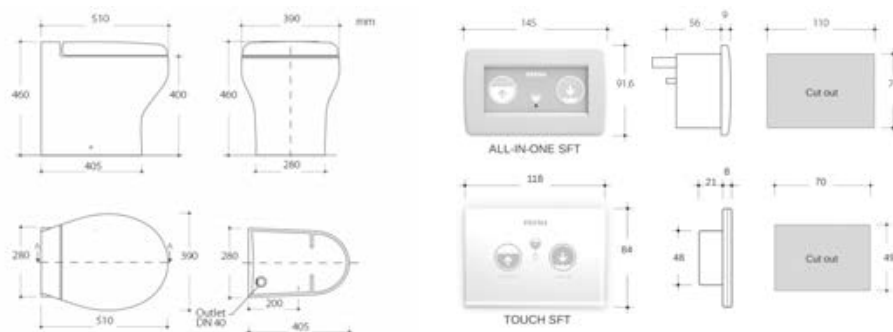
Code	Toilet	Panel	UM	€
<b>1326030</b>	Elegance 2G 12V	All-in-One SFT	PCS	
<b>1326032</b>	Elegance 2G 24V	All-in-One SFT	PCS	
<b>1326034</b>	Elegance 2G 12V	Touch SFT	PCS	
<b>1326036</b>	Elegance 2G 24V	Touch SFT	PCS	

**Tecma Silence Plus 2G Toilette**

Tecma Silence Plus 2G toilet with stylish design that maximizes comfort within a limited space. Thermosetting seat equipped with soft closing system that avoids damage and noise. Developed to keep water, electrical consumption and noise at minimum. Installation and wiring are easy and quick, no maintenance is needed. It can be operated with two control panels: All-in-One SFT panel: two-button panel with add water/flush switches. Smart Flush technology for low consumption and sound emissions. Complete with water overflow protection and waste tank monitoring. Touch SFT panel: touch panel with add water/flush switches. Smart Flush technology for low consumption and sound emissions. Complete with water overflow protection with flow programming and waste tank monitoring. Can be set for cruise or dock mode.

**TECMA**

Code	Toilet	Panel	UM	€
<b>1326040</b>	Silence Plus 2G 12V	All-in-One SFT	PCS	
<b>1326042</b>	Silence Plus 2G 24V	All-in-One SFT	PCS	
<b>1326044</b>	Silence Plus 2G 12V	Touch SFT	PCS	
<b>1326046</b>	Silence Plus 2G 24V	Touch SFT	PCS	

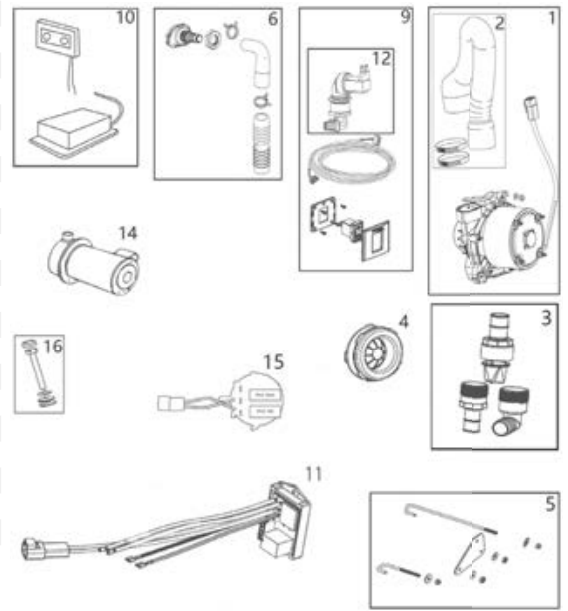


**Compact Toilettes Accessories and Spare Parts**

Tecma Compact series (Nano, Compass and EasyFit) toilettes accessories and spare parts.



Code	Genuine Code	Drawing Ref	Ref	UM	€
1326204	T-PF.P01C	1	12V Macerator Pump with Tube	PCS	
1326205	T-PF.P01D	1	24V Macerator Pump with Tube	PCS	
1326206	T-786	2	Discharge Tube Kit	PCS	
1326224	T-PF.P86	3	Discharge Non-Return Valve	PCS	
1326207	T-PF.PE15	4	Grommet Kit	PCS	
1326240	T-PF.P88	5	Macerator Mounting Bracket Kit	PCS	
1326145	T-PF.P03/B	6	Water Inlet Nozzle	PCS	
1326217	T-PF.P128	9	Eco 12V Control Panel Kit with Solenoid	PCS	
1326218	T-PF.P129	9	Eco 24V Control Panel Kit with Solenoid	PCS	
1326219	T-PF.P11B	10	All-in-One SFT 1 Button Wall Switch	PCS	
1326220	T-PF.P11	10	All-in-One SFT 2 Buttons Wall Switch	PCS	
1326221	T-PF.P11M2	10	All-in-One SFT 2 Buttons Multiframe Wall Switch	PCS	
1326222	T-PF.P11T2	10	Touch SFT Control Panel	PCS	
1326213	ECO12	11	12V Control Unit	PCS	
1326216	ECO24	11	24V Control Unit	PCS	
1326208	T-PF.P14/I	12	12V Solenoid	PCS	
1326209	T-PF.P15/I	12	24V Solenoid	PCS	
1309308	T-PF.P27	14	12V Water Inlet Pump	PCS	
1309309	T-PF.P28	14	24V Water Inlet Pump	PCS	
1326157	T-PF.P07	15	Tank Level Pneumatic Sensor	PCS	
1326158	T-PF.P07/C	15	Tank Level Double Pneumatic Sensor	PCS	
1326242	T-PF.P80	16	Floor Mounting Screws Kit	PCS	



**Compact Toilettes Seats and Hinges**

Tecma Compact series (Nano, Compass, EasyFit) toilettes seats and hinges.

PE: Polyester classic and robust seat with cover and seat both visible.

TE: Thermosetting modern and light seat with cover hiding the seat.

Soft Closing: hinges with damper system to avoid damage and noise.



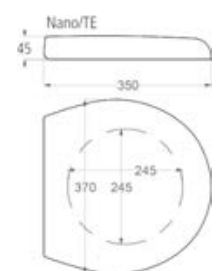
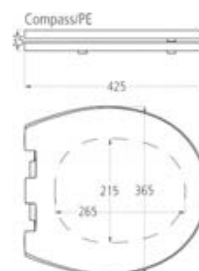
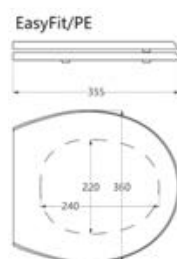
Code	Genuine Code	Toilet	Ref	UM	€
1326118	T-236TB	Nano	White TE Seat and Cover	PCS	
1326230	T-630	Nano	TE Seat Hinges	PCK	
1326203	T-781TBFR	Compass	White PE Soft Closing Seat and Cover	PCS	
1326200	T-PF.PE03	Easyfit	White PE Seat and Cover	PCS	



TE



PE

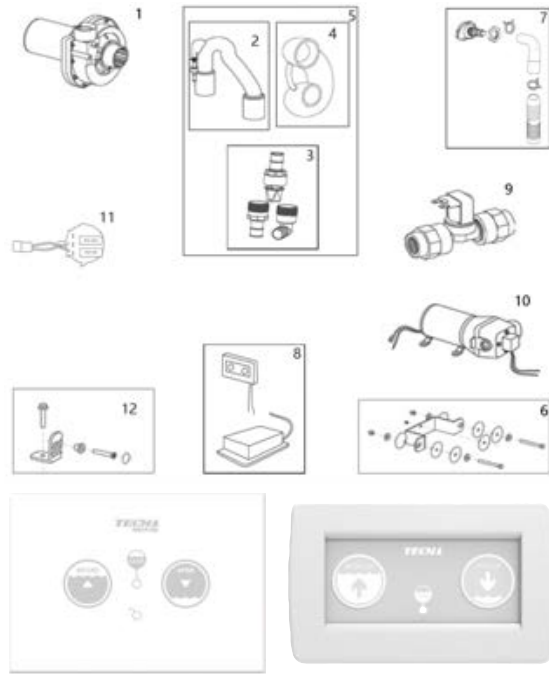


**Design & Flexi Toilettes Accessories and Spare Parts**

Accessories and spare parts for toilettes series Tecma Design (X-Light, Privilege, Evolution, Breeze) and Flexi (Silence, Elegance).



Code	Genuine Code	Drawing Ref	Ref	UM	€
1326129	T-PF.P01A	1	12V Macerator Pump	PCS	
1326130	T-PF.P01B	1	24V Macerator Pump	PCS	
1326131	T-PF.P109	1	230V Macerator Pump	PCS	
1326151	T-PF.P29/A_2G	2	Discharge Hose	PCS	
1326155	T-PF.P86	3	Non-Return Valve (no 2G)	PCS	
1326153	T-PF.P13/A_2G	4	Syphon Hose	PCS	
1326154	T-PF.P50_2G	5	Complete Rubber Kit	PCS	
1326128	T-PF.P32	6	Flexi Std Macerator Mounting Kit	PCS	
1326127	T-PF.P32/B	6	Flexi Short Macerator Mounting Kit	PCS	
1326126	T-PF.P32/C	6	Breeze Macerator Mounting Kit	PCS	
1326145	T-PF.P03/B	7	White Inlet Water Nozzle	PCS	
1326146	T-PF.P03/P	7	Ivory Inlet Water Nozzle	PCS	
1326148	T-PF.P03B/B	7	White Inlet Water Nozzle with Bidet	PCS	
1326149	T-PF.P03B/P	7	Ivory Inlet Water Nozzle with Bidet	PCS	
1326219	T-PF.P11B	8	1 Button All-in-One SFT Control Panel	PCS	
1326220	T-PF.P11	8	2 Button All-in-One SFT Control Panel	PCS	
1326221	T-PF.P11M2	8	2 Button All-in-One SFT Multiframe Control Panel	PCS	
1326222	T-PF.P11T2	8	Touch SFT Control Panel	PCS	
1326134	T-PF.P14/V	9	12V Invensys Solenoid	PCS	
1326135	T-PF.P15/V	9	24V Invensys Solenoid	PCS	
1326136	T-PF.P12/V	9	230V Invensys Solenoid	PCS	
1309308	T-PF.P27	10	12V Water Inlet Pump	PCS	
1309309	T-PF.P28	10	24V Water Inlet Pump	PCS	
1326157	T-PF.P07	11	Pneumatic Tank Sensor	PCS	
1326158	T-PF.P07/C	11	Double Pneumatic Tank Sensor	PCS	
1326124	T-896	12	Floor Mounting Screws Kit	PCS	



**Design & Flexi Toilettes Seats and Hinges**

Design (Breeze) and Flexi (Silence, Elegance) toilettes series seats and hinges.

PE: Polyester classic and robust seat with cover and seat both visible.

TE: Thermosetting modern and light seat with cover hiding the seat.

Soft Closing: hinges with damper system to avoid damage and noise.




Code	Genuine Code	For Toilet	Ref	UM	€
1326110	T-278TBFR/CN	Breeze	TE White Soft Closing Seat	PCS	
1326111	T-630/B	Breeze	TE Soft Closing Seat Hinges	PCK	
1326100	T-278	Silence Plus	PE White Seat	PCS	
1326101	T-278C	Silence Plus	PE Ivory Seat	PCS	
1326102	T-278TB	Silence Plus	TE White Seat	PCS	
1326150	T-278FR	Silence Plus	PE White Soft Closing Seat and Cover	PCS	
1326156	T-278TBFR	Silence Plus	TE White Soft Closing Seat	PCS	
1326104	T-596	Silence Plus / Elegance	PE Seat Hinges	PCK	
1326105	T-630	Silence Plus / Elegance	TE Seat Hinges	PCK	
1326172	T-PF.P83	Silence Plus	PE Soft Closing Seat Hinges	PCK	
1326173	T-630/F	Silence Plus / Elegance	TE Soft Closing Seat Hinges	PCK	
1326115	T-236	Elegance	PE White Seat	PCS	
1326116	T-236C	Elegance	PE Ivory Seat	PCS	
1326118	T-236TB	Elegance	TE White Seat	PCS	
1326170	T-236FR	Elegance	PE White Soft Closing Seat	PCS	
1326171	T-236TBFR	Elegance	TE White Soft Closing Seat	PCS	
1326174	T-PF.P84	Elegance	PE Soft Closing Seat Hinges	PCK	



TE



PE



**BW 40 Macerator Pump**

BW40 Macerator pump to empty waste tanks. Self-priming up to 1.2 m and discharges up to 600 liters in one operation.

Inlet ø 38 mm / outlet ø 25 mm.

Code	V	mm	Lt/min	UM	€
<b>1308012</b>	12	280 x 110	40	PCS	
<b>1308024</b>	24	280 x 110	40	PCS	

**Ocean Macerator Pump**

Bronze Ocean macerator pump to empty waste tanks. Self-priming up to 5 meters, can discharge up to 600 liters in one operation.

Inlet ø 38 mm / outlet ø 25 mm.

Code	V	mm	Lt/min	UM	€
<b>1309012</b>	12	270 x 130 x 90	47	PCS	
<b>1309024</b>	24	270 x 130 x 90	47	PCS	

**JabscO Macerator Pump**

JabscO macerator pump to empty waste tanks. Self-priming up to 1.2 m and discharges up to 600 liters in one operation.

Inlet ø 38 mm / outlet ø 25 mm.

Code	V	mm	Lt/min	UM	€
<b>1308212</b>	12	281 x 92 x 106	40	PCS	
<b>1308224</b>	24	281 x 92 x 106	40	PCS	

**Johnson Macerator Pump**

Johnson Macerator pump to empty waste tanks. Self-priming up to 2 m and discharges up to 580 liters in one operation.

Inlet ø 38 mm / outlet ø 25 mm.

Code	V	mm	Lt/min	UM	€
<b>1308202</b>	12	230 x 82 x 108	40	PCS	
<b>1308204</b>	24	230 x 82 x 108	40	PCS	

**Johnson Viking 16 Waste Pump**

Johnson reinforced Nitrile diaphragm pump, self-priming up to a height of 3m. For waste water or to empty very dirty bilges.

Code	V	Dim mm	Lt/min	ø Ports mm	UM	€
<b>1826032</b>	12	186 x 235 x H118	16	19 - 25	PCS	
<b>1826034</b>	24	186 x 235 x H118	16	19 - 25	PCS	

**Johnson Viking 32 Waste Pump**

Johnson Viking 32 diaphragm pump, self-priming up to a height of 3 meters. Endowed with non-return valves, no need for filters. Used to transfer grey or even non-macerated waste waters from holding tank to dock station or to the sea. It can be cranked by hand in case of emergency.

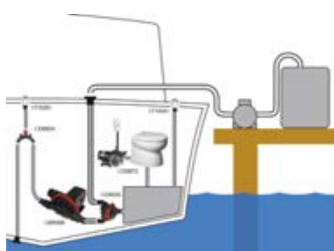
Code	V	Dim mm	Lt/min	ø Ports mm	UM	€
<b>1826036</b>	12	277 x 264 x H192	32	38 (1" 1/2)	PCS	
<b>1826038</b>	24	277 x 264 x H192	32	38 (1" 1/2)	PCS	



**Johnson Viking Vacuum Waste Pump**

Robust Johnson Viking Vacuum diaphragm pump, self-priming up to a height of 5 meters. Endowed with double non-return valves, no need for filters. Suitable for vacuum WC systems. Used also to transfer grey or even non-macerated waste waters from holding tank to dock station or to the sea. It can be cranked by hand in case of emergency.

Code	Lt/min	ø Ports mm	Dim mm	V	UM	€
<b>1309300</b>	24	38 (1" 1/2)	340 x 271 x H192	12	PCS	
<b>1309302</b>	24	38 (1" 1/2)	340 x 271 x H192	24	PCS	

SPXFLOW  
Johnson Pump**Jabsco Waste 19 Pump**

Robust Jabsco diaphragm pump, self-priming up to a height of 3m. For emptying grey or black water holding tanks, even with non-macerated waste. Quiet running, compact design and flexible installation with multi-positional head.

Code	Lt/min	ø Ports mm	Dim mm	V	UM	€
<b>1825742</b>	19	38 (1" 1/2)	155 x 277 x H111	12	PCS	
<b>1825744</b>	19	38 (1" 1/2)	155 x 277 x H111	24	PCS	



JABSCO

**Ocean Waste 32 Pump**

Up to a 3m height self-priming Ocean diaphragm pump with double non-return valve. For emptying grey or black water holding tanks, can run dry, no filter required. Quiet running, compact design and flexible installation with multi-positional head.

Code	Lt/min	ø Ports mm	Dim mm	V	UM	€
<b>1826018</b>	32	38 (1" 1/2)	151 x 140 x H105	12	PCS	
<b>1826020</b>	32	38 (1" 1/2)	151 x 140 x H105	24	PCS	



Ocean

**Johnson Flush Charging Pump**

Johnson self-priming automatic flushing water charging pump for Vacuum type toilets.

Code	Lt/min	ø Ports mm	Dim mm	V	UM	€
<b>1309308</b>	11	16 (3/8")	200 x 197 x H114	12	PCS	
<b>1309309</b>	11	16 (3/8")	200 x 197 x H114	24	PCS	

SPXFLOW  
Johnson Pump**Ocean Flush Charging Pump**

Ocean silent self-priming automatic flushing water charging pump for Vacuum type toilets.

Code	Lt/min	ø Ports mm	Dim mm	V	UM	€
<b>1309332</b>	12	19 (3/4")	174 x 130 x H98	12	PCS	
<b>1309334</b>	12	19 (3/4")	174 x 130 x H98	24	PCS	



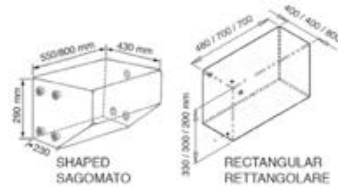
Ocean



**Ocean Sewage Container**


Polyethylene rectangular or shaped sewage and waste tanks. Complete with inspection hatch with cap and dead female threaded ports for 4 x 1/2" and 4 x 1" 1/4 fittings.

Code	Ref	Lt	L mm	W mm	H mm	Accessories	UM	€
1322647	Rectangular	50	480	400	330		PCS	
1322678	Rectangular	72	700	400	300		PCS	
1322699	Rectangular	112	700	800	200		PCS	
1322650	Shaped	47	430	550	290		PCS	
1322675	Shaped	75	430	800	290		PCS	
1322510						1/2" Fitting	PCS	
1322511						1" 1/4 Fitting	PCS	

**Ocean System Sewage Container**

Sewage and waste tanks complete with discharging system with macerator pump, Y valve, anti-odor filter and gauge panel with probe.

Code	Ref	Lt	L mm	W mm	H mm	V	UM	€
1322653	Rectangular	47	480	400	330	12	PCS	
1322657	Rectangular	72	700	400	300	12	PCS	
1322662	Rectangular	112	700	800	200	12	PCS	
1322655	Shaped	45	430	550	290	12	PCS	
1322658	Shaped	75	430	800	290	12	PCS	
1322661	Shaped	98	430	1050	290	12	PCS	
1322680	Rectangular	47	480	400	330	24	PCS	
1322681	Rectangular	72	700	400	300	24	PCS	
1322682	Rectangular	112	700	800	200	24	PCS	
1322685	Shaped	45	430	550	290	24	PCS	
1322686	Shaped	75	430	800	290	24	PCS	
1322687	Shaped	98	430	1050	290	24	PCS	

**Waste Water Level Panel**

12/24V waste water level indicator. Universal VDO 5 holes flange with H13 cm probe.

Code	UM	€
1322120	PCS	

**Inline WC Filter Vent**

Active carbon toilet filter vent for waste tanks. Traps and filters smelly odors.

Code	Fittings ø mm	L mm	UM	€
1321302	16/19	200	PCS	
1321303	20/25	200	PCS	



**New-Line Sewage Container**

Flat or Standard high-density Polyethylene waste tanks with hatch and inlet/outlet hose fittings. Adaptable to all macerators and waste pumps. To be completed with accessories sold separately. H mm: height of the tank + height of fittings.



Code	Ref	Lt	L mm	W mm	H mm	UM	€
<b>1322535</b>	Flat	35	550	390	200 + 80	PCS	
<b>1322548</b>	Flat	48	750	390	200 + 80	PCS	
<b>1322561</b>	Flat	61	950	390	200 + 80	PCS	
<b>1322553</b>	Standard	53	550	390	290 + 80	PCS	
<b>1322573</b>	Standard	73	750	390	290 + 80	PCS	
<b>1322593</b>	Standard	93	950	390	290 + 80	PCS	

**Jabsco System Sewage Container**

Flat or Standard sewage/waste Jabsco tank system. Complete with discharging system with 12V self-priming Jabsco pump, gauge tubular sender, light indicator, anti-odor filter and vent loop. H mm: height of the tank + height of pump with fittings. Note: For 24V circuits please specify.



Code	Ref	Lt	L mm	W mm	H mm	UM	€
<b>1322601</b>	Flat	35	550	390	200 + 90	PCS	
<b>1322603</b>	Flat	48	750	390	200 + 90	PCS	
<b>1322606</b>	Flat	61	950	390	200 + 90	PCS	
<b>1322604</b>	Standard	53	550	390	290 + 90	PCS	
<b>1322609</b>	Standard	73	750	390	290 + 90	PCS	
<b>1322611</b>	Standard	93	950	390	290 + 90	PCS	

**Sewage Container Connectors Kit**

Waste tanks Plastic connections kit made of:

- 2 Male/female 90° 1" 1/2 connections
- 2 Straight female/pipe-to-hose 38/50/60 mm adaptable 1" 1/2 connections
- 2 Male and female tank caps
- 1 Male/female 3/8" elbow
- 1 Male 3/8" pipe to hose

Code	UM	€
<b>1322522</b>	PCK	

**Sewage Container Connectors Kit B**

Waste tanks Plastic connections kit made of:

- 2 Male/pipe-to-hose 90° 1" 1/2 connections
- 2 Female/pipe-to-hose straight 1" 1/2 connections
- 2 Male and female tank caps
- 1 Male/female 3/8" elbow
- 1 Male 3/8" pipe-to-hose

Code	UM	€
<b>1322523</b>	PCK	



**Plastic Check Valve**

Nylon check valve. Flange dimensions 50 x 45 mm, total length 115 mm.

Code	For Hose ø mm	UM	€
<b>1423322</b>	25-38 (1-1" 1/2)	PCS	

**Johnson Check Valve**

Johnson Plastic check valve. It maintains priming in suction pipes. In line mount, maintenance and cleaning without using any tools.

Code	For Hose ø mm	UM	€
<b>1426050</b>	25/38 (1" - 1" 1/2)	PCS	
<b>1426051</b>	19/32 (3/4" - 1" 1/4)	PCS	



SPXFLOW  
Johnson Pump

**Vented Loop**

Vented loop for toilet mounting below the waterline.

Code	For Hose ø mm	UM	€
<b>1320034</b>	19 (3/4")	PCS	
<b>1320110</b>	25 (1")	PCS	
<b>1320115</b>	38 (1 1/2")	PCS	

**Johnson Vented Loop**

The vented loop is available in 3 different sizes. With its inverted U-shape with a vent at the top it allows the air to escape. Vented loops are to prevent back siphoning and are found in toilet discharge lines or in systems which are mounted below the waterline.

Code	For Hose ø mm	UM	€
<b>1320105</b>	19 (3/4")	PCS	
<b>1320106</b>	25 (1")	PCS	
<b>1320107</b>	38 (1 1/2")	PCS	



SPXFLOW  
Johnson Pump

**"Y" Type Drain Valve**

3-way diverter valve with remote cable control option. Allows pumping toilet waste over board or into waste tank.

Code	Out ø mm	In ø mm	UM	€
<b>1320033</b>	2 x 38	1 x 38	PCS	



Ocean  
Pumps

**"J" Type Drain Valve**

3-Way diverter valve with remote cable control option. Allows pumping toilet waste over board or into waste tank.

Code	Out ø mm	In ø mm	UM	€
<b>1320035</b>	2 x 38	1 x 38/25	PCS	



SPXFLOW  
Johnson Pump

**Toilet Hoses and Valves Kit**

Manual and electric toilet hoses and valves installation kit. Includes hull drains, inlet/outlet valves and 2 m Sanitation hose.

Code	Inlet ø mm	Outlet ø mm	UM	€
<b>1322025</b>	20	25	PCK	
<b>1322038</b>	20	38	PCK	




TAPS AND FITTINGS

FAUCETS

**Uno Folding Faucet**

Swiveling and foldable spout faucet.


Code	H mm	Base mm	UM	€
1510004	180	96	PCS	



**Uno Folding High Faucet**

Swiveling and foldable spout faucet.

Code	H mm	Base mm	UM	€
1510007	180	96	PCS	



**2Extreme Mixer Faucet**

Mixer faucet with swiveling and foldable spout.

Code	H mm	Base mm	UM	€
1510012	180	158	PCS	

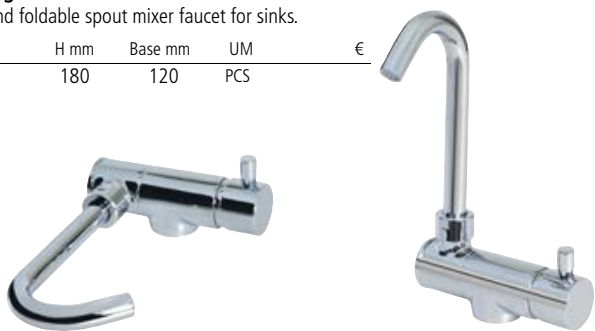


- MIXER FAUCETS -

**Low Folding Mixer Faucet**

Swiveling and foldable spout mixer faucet for sinks.

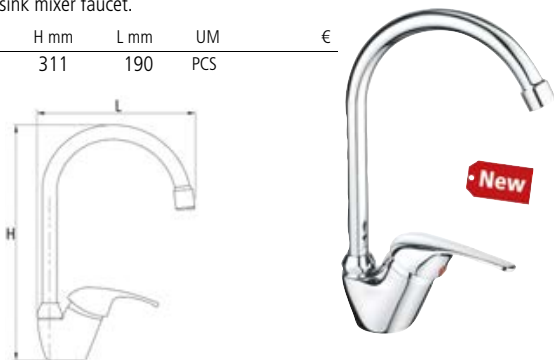
Code	H mm	Base mm	UM	€
1510011	180	120	PCS	



**Classic Lever Mixer Faucet**

Swiveling spout sink mixer faucet.


Code	H mm	L mm	UM	€
1511008	311	190	PCS	



**Uno Classic Faucet**

Folding spout faucet. Surface mount.

Code	Ref	UM	€
1510000	L	PCS	
1510001	R	PCS	



**Classic Basin Faucet**

Compact faucet with reduced dimensions ideal for narrow spaces.

Code	UM	€
1510010	PCS	



**Classic Duo Mixer Faucet**

Mixer faucet with swiveling spout.

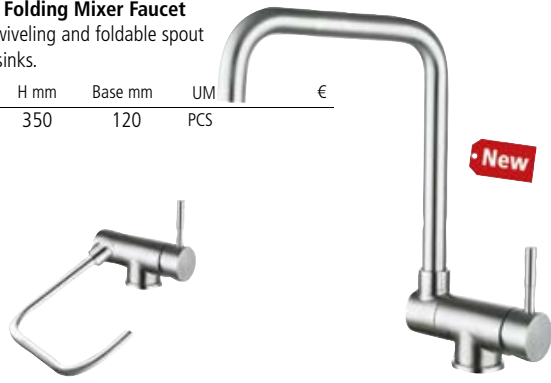
Code	H mm	L mm	UM	€
1510002	240	160	PCS	



**Stainless Steel Folding Mixer Faucet**

Stainless Steel swiveling and foldable spout mixer faucet for sinks.

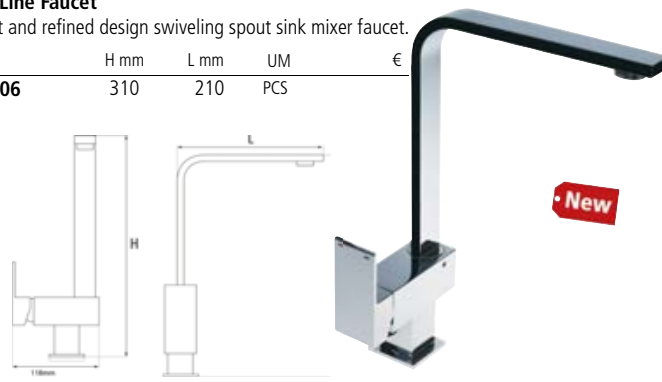
Code	H mm	Base mm	UM	€
1511005	350	120	PCS	



**Yacht Line Faucet**

Elegant and refined design swiveling spout sink mixer faucet.

Code	H mm	L mm	UM	€
1511006	310	210	PCS	



**Classic Short Mixer Faucet**

Swiveling spout sink compact mixer faucet.

Code	H mm	L mm	UM	€
1511000	106	185	PCS	



**Classic Long Mixer Faucet**

Swiveling spout sink mixer faucet.

Code	H mm	L mm	UM	€
1511001	155	250	PCS	



**Shower Single Spout Mixer Faucet**

Sink mixer faucet with shower head. 1.6 m flexible hose.

Code	Ref	H mm	L mm	UM	€
1513055	Shower Mixer	170	250	PCS	
1513115	Spare Shower			PCS	



**Shut Off Standard Mixer Faucet**

Swiveling spout sink mixer faucet with pullout shut-off shower head. 1.6 m flexible hose.

Cod.	Ref	H mm	L mm	UM	€
1513022	Shower Mixer	141	180	PCS	
1513109	Spare Shower			PCS	



**Shut Off Marine Mixer Faucet**

Swiveling spout sink mixer faucet with pullout shut-off shower head. 1.6 m flexible hose.

Code	Ref	H mm	L mm	UM	€
1513020	Shower Mixer	152	131	PCS	
1513109	Spare Shower			PCS	



**Uno Piano Shower Mixer Faucet**

Lever mixer with shower head flexible hose connection.

Code	H mm	L mm	UM	€
1511105	109	115	PCS	



**Uno Piano Mixer Faucet**

Lever mixer for shower heads and faucets. 3/8 male threaded connections.

Code	H mm	UM	€
1511103	74	PCS	



**Uno Wand Mixer Faucet**

Wall mount water mixer for shower heads.

Code	H mm	UM	€
1511104	32	PCS	



**MT-R Water Mixer Box**

Water mixer recessed round box. UV resistant sturdy shockproof Plastic body. Universal vertical or horizontal mount. Recessed hole ø 70 mm - Outside diameter 98 mm - Depth 66 mm. To be completed with 1511112 mixer faucet.

Code	Ref	Accessories	UM	€
1511111	MT-R Box		PCS	
1511112		T Mixer	PCS	



**Mixer T Mixer Faucet**

Compact mixer with T control lever and 3/8" shower head flexible connections.

Code	L mm	ø mm	UM	€
1511112	80	32	PCS	



**Switch Standard Shower Head**

1 Spray standard shower head.

Code	UM	€
1513100	PCS	

**Switch Spray Shower Head**

Chromed ABS Spray shower head.

Code	UM	€
1513109	PCS	

**Knob Compact Shower Head**

1 Spray shower head.

Code	UM	€
1513105	PCS	

**Knob Elegant Shower Head**

1 Spray shower head.

Code	UM	€
1513106	PCS	

**Hi-Q Chrome Shower Head**

High quality 1 spray shower head. Chromed Brass body.

Code	UM	€
1513110	PCS	

**Zebra Chrome Shower Head**

High quality 1 spray shower head. Chromed Brass body.

Code	UM	€
1513111	PCS	

**Duo Switch Standard Shower Head**

2 Spray shower head.

Code	UM	€
1513103	PCS	

**Switch Bath Shower Head**

1 Spray shower head with embed mount base.

Code	UM	€
1513200	PCS	

**Sprayer Mixer Shower Head**

Chromed ABS Sprayer Mixer shower head for mixer.

Code	UM	€
1513115	PCS	

**Chromelux Shower Kit**

Shower kit with shower head (1513109), flexible chromed hose (1,5 meters) and mount.

Code	UM	€
1513150	PCS	

**Shower Head Flexibles**

Flexible hoses for shower heads.

Code	Ref	L m	Connection	UM	€
1513216	White PVC	1.6	3/8"	PCS	
1513220	White PVC	2	3/8"	PCS	
1513226	White PVC	2.5	3/8"	PCS	
1513225	White PVC	2.5	1/2"	PCS	
1513241	White PVC	4	3/8"	PCS	
1513240	White PVC	4	1/2"	PCS	
1513256	Chromed	1.6	1/2"	PCS	
1513260	Chromed	2	1/2"	PCS	

**Bath Shower Head Flexibles**

Bath shower flexible.

Code	Ref	L m	UM	€
1513415	White PVC	1.5	PCS	
1513418	White PVC	2	PCS	
1513615	Chromed	1.5	PCS	
1513618	Chromed	2	PCS	



**Uni-R Shower Box**

Recessed shower head round box/container made of UV resistant sturdy shockproof Plastic. Universal vertical or horizontal mounting. Recessed hole  $\varnothing$  70 mm - Outside  $\varnothing$  98 mm - Depth 71 mm. To be completed with shower head and flexible.

Code	Ref	Accessories	UM	€
1513602	Uni-R Shower Box		PCS	
1513100		Switch Standard Shower (A)	PCS	
1513105		Knob Compact Shower (B)	PCS	
1513225		2,5 m Shower Flexible	PCS	
1513240		4,0 m Shower Flexible	PCS	

**Uni-S Shower Box**

Recessed shower head square box/container made of UV resistant sturdy shockproof Plastic. Universal vertical or horizontal mounting. Recessed hole 78 x 68 mm - Outside 97 x 87 mm - Depth 77 mm. To be completed with shower head and flexible.

Code	Ref	Accessories	UM	€
1513604	Uni-S Shower Box		PCS	
1513100		Switch Standard Shower (A)	PCS	
1513103		Double Switch Shower (B)	PCS	
1513105		Knob Compact Shower (C)	PCS	
1513225		2,5 m Shower Flexible	PCS	
1513240		4,0 m Shower Flexible	PCS	

**Elegant Shower Box**

Recessed shower head round box/container made of UV resistant sturdy shockproof Plastic. Universal vertical or horizontal mounting. Recessed hole  $\varnothing$  70 mm - Outside  $\varnothing$  97 mm - Depth 65 mm. To be completed with shower head and flexible.

Code	Ref	Accessories	UM	€
1513603	Elegant Shower Box		PCS	
1513106		Knob Elegant Shower	PCS	
1513225		2,5 m Shower Flexible	PCS	
1513240		4,0 m Shower Flexible	PCS	

**Soft Cap-R Shower Box**

Plastic recessed shower head round box/container with soft cap. Recessed hole  $\varnothing$  57 mm - Outside  $\varnothing$  77 mm - Depth 65 mm. To be completed with shower head and flexible.

Code	Ref	Accessories	UM	€
1513600	Soft Cap-R Shower Box		PCS	
1513105		Knob Compact Shower	PCS	
1513225		2,5 m Shower Flexible	PCS	
1513240		4,0 m Shower Flexible	PCS	

**SM Oval Shower Mixer Box**

Recessed shower head and hot/cold water mixer oval box/container made of UV resistant sturdy shockproof Plastic. Universal vertical or horizontal mounting. Recessed hole 70 x 115 mm - Outside 98 x 143 mm - Depth 73 mm. To be completed with 151112 mixer faucet, shower head and flexible.

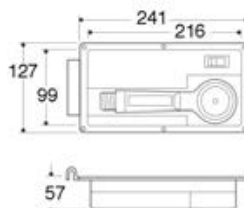
Code	Ref	Accessories	UM	€
1513610	Shower Mixer SM-O Box		PCS	
1511112		T Mixer	PCS	
1513100		Switch Standard Shower (A)	PCS	
1513105		Knob Compact Shower (C)	PCS	
1513226		2,5 m Shower Flexible	PCS	
1513241		4,0 m Shower Flexible	PCS	



**Attwood Shower Kit**

Flush mount shower kit with cool and warm water mixers and 185 cm flexible hose. Antishock Plastic UV ray resistant cover and casing. Vertical or horizontal flush mount.

Code	Dim mm	Recess mm	UM	€
1513652	241 x 127	57	PCS	

**- QUICK WATER INLET AND OUTLET COUPLINGS -****Water Quick Coupling Box**

Recessed quick coupling inlet/outlet water box. Water inlet: endowed with 3 Bar 3/4" threaded pressure reducer to avoid pipes damaging when connecting boat water circuit to the dock water circuit. Water outlet: with garden type quick coupling to wash the deck and 3/4" elbow fitting to be connected to the boat water circuit.

Code	Ref	External ø mm	Recess Dim mm	UM	€
1450005	Water Inlet	98	ø 68 x H70	PCS	
1450006	Water Outlet	98	ø 68 x H70	PCS	

**Shower Flexible Quick Coupling**

Recessed round box/container with 3/8" quick coupling for shower flexible. Allows you to quickly attach and detach the shower head from the outlet.

Code	External ø mm	Recess Dim mm	UM	€
1450003	97	ø 70 x H40	PCS	

**Shower Flexibles Quick Connection**

Quick outlet connector that allows to quickly attach and detach the shower head. Endowed with water flow interruption system which activates when the shower head is detached.

Code	Thread	UM	€
1450004	3/8"	PCS	

**Jabco Quick Release Deck Connector**

Jabco quick release connector with water inlet. Allows to quickly connect and disconnect the washdown hose even under full pressure. Connections: under deck 1/2" thread, on deck 3/4" thread.

Code	External ø mm	Recess Dim mm	UM	€
1450008	73	ø 37 x H93	PCS	

**Deck Wash Quick Connect Fitting**

- Flush Mount
- Connects and disconnects under full pressure
- Positive lock bayonet connector
- Double viton O-ring seals
- Large flow capacity
- 316 Stainless Steel
- Nylon 66 connections

Code	SPX code	UM	€
1825950	32-61121GAS	PCS	



SPXFLOW  
Johnson Pump



**SeaFlo Grey Water Drain System**

SeaFlo grey water and shower drain system complete with automatic drain pump, removable mesh filter, snap lock cover and check valve on 3/4" (20 mm) drain outlet.

Three aspiration inlets:


3/4" (20 mm)

3/4" - 1" (20-25 mm)

1 1/8" - 1 1/2" (30-38 mm).

Code	Ref	Dim mm	V	UM	€
<b>1514007</b>	750GPH - 47 Lt/min	334 x 215 x H112	12	PCS	
<b>1514008</b>	750GPH - 47 Lt/min	334 x 215 x H112	24	PCS	

SEAFLO

**Attwood Grey Water Drain System**

Attwood grey water and shower drain system complete with automatic drain pump, watertight sealed cover, air vent and 3/4" (20 mm) drain outlet.

Three aspiration inlets:


3/4" (20 mm)

3/4" - 1" (20 - 25 mm)

1 1/8" - 1 1/2" (30 - 38 mm)

Code	Ref	Dim mm	V	UM	€
<b>1514015</b>	500GPH - 32 Lt/min	267 x 206 x H114	12	PCS	
<b>1514017</b>	750GPH - 47 Lt/min	330 x 190 x H114	12	PCS	
<b>1514018</b>	750GPH - 47 Lt/min	330 x 190 x H114	24	PCS	

attwood

**Rule Grey Water Drain System**

Rule Shower Drain System complete with automatic pump and 3/4" (20 mm) drain outlet.

Three aspiration inlets:

3/4" - 1" (20 - 25 mm)

1" 1/8 - 1" 1/2 (30 - 38 mm)

Code	Ref	Dim mm	V	UM	€
<b>1514002</b>	800GPH - 50 Lt/min	290 x 230 x H130	12	PCS	
<b>1514004</b>	800GPH - 50 Lt/min	290 x 230 x H130	24	PCS	

rule

**Johnson Grey Water Drain System**

Johnson grey water and shower drain system complete with automatic drain pump and watertight sealed cover. 3/4" (20 mm) drain outlet.

3 aspiration inlets:

3/4" (20 mm)

3/4" (20 mm) adjustable in 1" (25 mm)


1 1/8" (30 mm) adjustable in 1 1/2" (38 mm).

Code	Ref	Dim mm	V	UM	€
<b>1514001</b>	972GPH - 61 Lt/min	290 x 210 x H140	12	PCS	
<b>1514003</b>	972GPH - 61 Lt/min	290 x 210 x H140	24	PCS	

SPXFLOW  
Johnson Pump**Johnson Grey Water Collector Tank**

Showers and sinks grey water collector tank. Complete with automatic water presence sensor. The tank is prepared for Johnson Viking Power 16 pump (cod.1826032/34) installation, but any 12V/24V up to 20A pump can be installed. Inlet ø 19/25/38 mm / Outlet 19/25 mm.

Code	Dim mm	V	UM	€
<b>1514005</b>	350 x 280 x H180	12/24	PCS	

SPXFLOW  
Johnson Pump

**Fresh Water Plastic Tanks**

Fresh water Polyethylene tanks with filler cap and outlet pipe.

Code	Lt	H cm	W cm	L cm	Accessories	UM	€
1530045	45	30	35	50		PCS	
1530056	60	30	35	65		PCS	
1530070	75	30	35	80		PCS	
1530095	100	30	35	105		PCS	
1530835					Inlet Fitting $\varnothing$ 35/50 mm	PCS	
1530935					Inlet Fitting 90° $\varnothing$ 35 mm	PCS	
1530950					Inlet Fitting 90° $\varnothing$ 50 mm	PCS	



**Fresh Water Flat Plastic Tanks**

Fresh water Polyethylene flat tanks with filler cap and outlet pipe.

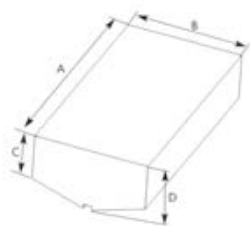
Code	Lt	H cm	W cm	L cm	Accessories	UM	€
1530032	32	22	35	50		PCS	
1530042	42	22	35	65		PCS	
1530052	52	22	35	80		PCS	
1530075	75	22	35	105		PCS	
1530835					Inlet Fitting $\varnothing$ 35/50 mm	PCS	
1530935					Inlet Fitting 90° $\varnothing$ 35 mm	PCS	
1530950					Inlet Fitting 90° $\varnothing$ 50 mm	PCS	



**Fresh Water Large Capacity Central Tanks**

Fresh and grey water Polyethylene tanks with hatch and inlet/outlet fittings.

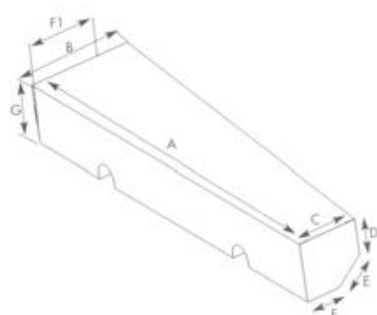
Code	Lt	A mm	B mm	C mm	D mm	UM	€
1530110	190	1230	570	290	330	PCS	
1530111	420	1530	790	330	450	PCS	



**Fresh Water Large Capacity Side Tanks**

Fresh and grey water Polyethylene tanks with hatch and inlet/outlet fittings.

Code	Ref	A mm	B mm	C mm	D mm	E mm	F mm	F1 mm	G mm	UM	€
1530112	160 Lt-R	1430	477	327	199	186	188	328	325	PCS	
1530114	160 Lt-L	1430	477	327	199	186	188	328	325	PCS	
1530113	280 Lt-L	2220	560	327	199	186	188	420	325	PCS	



**Fresh Water Green Line Tanks**

Fresh water Green Line Polyethylene tanks with hatch. Suitable for any automatic water pump in use. To be completed with fittings sold separately.

Code	Ref	Lt	H cm	W cm	L cm	Fittings	UM	€
1531132	Flat	32	20	39	45		PCS	
1531142	Standard	47	29	39	45		PCS	
1531139	Flat	39	20	39	55		PCS	
1531157	Standard	57	29	39	55		PCS	
1531145	Flat	45	20	39	65		PCS	
1531167	Standard	67	29	39	65		PCS	
1531152	Flat	52	20	39	75		PCS	
1531177	Standard	77	29	39	75		PCS	
1531160	Flat	60	20	39	85		PCS	
1531187	Standard	87	29	39	85		PCS	
1531165	Flat	65	20	39	95		PCS	
1531197	Standard	97	29	39	95		PCS	
1531171	Flat	71	20	39	105		PCS	
1531199	Standard	107	29	39	105		PCS	
1531212						1" 1/2 x 38 mm Straight Pipe Fitting + Locknut	PCS	
1531213						1" 1/2 x 38 mm Angled Pipe Fitting + Locknut	PCS	
1531810						3/8" x 10/12 mm Pipe to hose + Locknut	PCS	
1531816						3/8" x 16/19 mm Pipe to hose + Locknut	PCS	
1531912						3/8" x 12 mm Angled Pipe to hose + Locknut	PCS	



**Fresh Water Green Line Tank Pump Kit**

Fresh water Green Line Polyethylene tanks with recessed automatic water pump slot. Complete with hatch, to be completed with inlet/outlet fittings and automatic water pump.

Code	Ref	Lt	H cm	W cm	L cm	Accessories	UM	€
1531239	Flat	39	20+8	39	55		PCS	
1531257	Standard	57	29+8	39	55		PCS	
1531245	Flat	45	20+8	39	65		PCS	
1531267	Standard	67	29+8	39	65		PCS	
1531252	Flat	52	20+8	39	75		PCS	
1531277	Standard	77	29+8	39	75		PCS	
1531260	Flat	60	20+8	39	85		PCS	
1531287	Standard	87	29+8	39	85		PCS	
1531265	Flat	65	20+8	39	95		PCS	
1531297	Standard	97	29+8	39	95		PCS	
1531271	Flat	71	20+8	39	105		PCS	
1531299	Standard	107	29+8	39	105		PCS	
1599999						Fittings Kit	PCK	



- TANKS SPARES AND ACCESSORIES -

**Inlet Fittings**

Inlet/outlet Nylon fittings for fresh water tanks.

Code	Ref	UM	€
1531212	1" 1/2 x 38 mm Straight Pipe Fitting	PCS	
1531213	1" 1/2 x 38 mm Angled Pipe Fitting	PCS	
1531810	3/8" x 10/12 mm Pipe to Hose	PCS	
1531816	3/8" x 16/19 mm Pipe to Hose	PCS	
1531912	3/8" x 12 mm Angled Pipe to Hose	PCS	



**Outlet Fittings**

Outlet fittings and valve for fresh water tanks.

Code	Ref	Thread	UM	€
1531605	Water Outlet	1/2"	PCS	
1531603	Water Outlet	3/4"	PCS	
1423302	Valve	1/2"	PCS	
1423303	Valve	3/4"	PCS	
1531611	Pipe to Hose	1/2" x 12 mm	PCS	
1531612	Pipe to Hose	3/4" x 12 mm	PCS	



**Hatch**

Fresh water tank hatch with cap and dip tube.

Code	Ref	Accessories	UM	€
1531600	Hatch		PCS	
1531601		1" 1/2 x 38 mm Swivelling Inlet Fitting	PCS	
1531602		1" 1/2 40/50/60 mm Inlet Fitting	PCS	



**Hatch Inlet Universal Fitting Kit**

Universal Plastic filler kit for water tanks made of:

- 1 female 1" 1/2 straight filler with 35/50/60 mm pipe-to-hose;
- 1 male/female 90° 1" 1/2 filler;
- 2 rubber sealing gaskets.

It can be mounted on 1531600 hatch or on any 1" 1/2 threaded base.

Code	UM	€
1531602	PCS	



- FLEXIBLE WATER TANKS -

**Fresh Water Flexible Rectangular Tanks**

Reinforced rubber fabric flexible rectangular tanks. Complete with hatch and swivelling fittings. Inlet fitting ø 40/50/60 mm. Outlet fitting ø 12 mm.

Code	Lt	W cm	L cm	UM	€
1522406	60	73	73	PCS	
1522407	75	73	80	PCS	
1522410	100	73	88	PCS	
1522412	120	73	103	PCS	
1522415	150	73	130	PCS	



**Fresh Water Flexible Triangular Tanks**

Reinforced rubber fabric flexible triangular tanks. Complete with hatch and swivelling fittings. Inlet fitting ø 40/50/60 mm. Outlet fitting ø 12 mm.

Code	Lt	W cm	L cm	UM	€
1523405	55	82	83	PCS	
1523410	100	100	100	PCS	



**Grey Water Flexible Tanks**

Rubber covered fabric grey water flexible tanks.

Complete with 22,5 mm D threaded cap with non-return valve.

Code	Lt	W cm	L cm	UM	€
1521006	60	74	68	PCS	
1521009	90	74	95	PCS	



**Solar Shower**

Solar shower bag to obtain hot water with simple sun exposure. Capacity 20 Lt.

Code	UM	€
1513142	PCS	



**In-Line Water Filter**

In-line filter for sanitary water. It doesn't make water drinkable, it just retains the impurities.

Code	H mm	ø mm	Hose ø mm	UM	€
4132001	60	80	19 (3/4")	PCS	



**Pipe Water Filter**

Stainless Steel strainer filter for sanitary water. It doesn't make water drinkable, it just retains the impurities. Inlet/outlet pipe-to-hose ports.

Code	H mm	ø mm	Hose ø mm	UM	€
4132012	90	60	12,5 (1/2")	PCS	
4132013	90	60	19 (3/4")	PCS	



**File Water Filter**

Stainless Steel strainer filter for sanitary water. It doesn't make water drinkable, it just retains the impurities. Inlet/outlet threaded ports.

Code	H mm	ø mm	Ports ø mm	UM	€
4132010	90	60	12,5 (1/2" Threaded)	PCS	



**Johnson Water Filters**

Johnson protection filters for boat sanitary water systems. They can be used as in-line filters or be mounted on water pumps with the KlickTite connectors.

Code	H mm	ø mm	Hose	Klick Fitting	UM	€
4132002	60	80	1 x Klick - 1 x 3/4"		PCS	
4132004	60	80	2 x Klick		PCS	
4132080				2 x 1/2" Hose - 3/8" BSP	PR	
4132081				2 x 3/4" Hose - 1/2" BSP	PR	
4132082				2 x 90° 3/4" Hose	PR	
4132083				2 x 90° 1/2" BSP	PR	
4132084				2 x 90° 1/2" Hose	PR	
4132085				2 x 90° 3/8" BSP	PR	
4132086				2 x Garden Hose Adapter	PR	
4132087				2 x 3/8" BSP	PR	
4132088				2 x 1/2" BSP	PR	
4132089				1 x T Fitting 3/4" Barb	PCS	



SPXFLOW  
Johnson Pump

- POLLUTION-FREE FILTERS -

**WC Filter Vent**

Active carbon toilet filter vent for waste tanks. Traps and filters smelly odors.

Code	Fittings ø mm	Spare Parts	UM	€
1321304	19/25		PCS	
1321305		Active Carbon Cartridge	PCS	



CARISA

**Vetus Anti Odor Waste Filter**

Anti-odor filter for waste tank ventilation.

Code	H mm	ø mm	Ports ø mm	Spare Parts	UM	€
4132561	110	110	16 (5/8")		PCS	
4132565				Filter Grid	PCS	



vetus

**Seawater SeaStrainer Strainer**

Polycarbonate body seawater strainer for pumps and engine cooling.  
4132213 with ports 1/2" / 5/8" / 3/4"  
4132226 with ports 1" / 1"1/4 / 1"1/2

Code	H mm	ø mm	Ports ø mm	UM	€
4132213	151	108	13/16/19	PCS	
4132226	191	148	25/30/38	PCS	



**Seawater SeaFilter Strainer**

Polycarbonate body seawater strainer for pumps and engine cooling.

Code	H mm	ø mm	Ports ø mm	UM	€
4132212	115	125	12,5 (1/2")	PCS	
4132216	115	125	16 (5/8")	PCS	
4132219	115	125	19 (3/4")	PCS	
4132225	165	165	25 (1")	PCS	
4132231	165	165	31 (1" 1/4)	PCS	
4132238	165	165	38 (1" 1/2)	PCS	



**Vetus FTR140 Seawater Strainer**

Polypropylene body seawater strainer for pumps and engine cooling.

Code	H mm	ø mm	Ports ø mm	UM	€
4132112	111	107	12,5 (1/2")	PCS	
4132116	111	107	16 (5/8")	PCS	
4132119	111	107	19 (3/4")	PCS	



**Vetus FTR330 Seawater Strainer**

Polypropylene body seawater strainer for pumps and engine cooling.

Code	H mm	ø mm	Ports ø mm	UM	€
4132125	162	148	25 (1")	PCS	
4132131	162	148	31 (1" 1/4)	PCS	
4132138	162	148	38 (1" 1/2)	PCS	



**Vetus FTR1320 Seawater Strainer**

Polypropylene body seawater Vetus FTR1320 strainer with adjustable Stainless Steel mounting brackets. For pumps and engine cooling.

Code	H mm	ø mm	Ports ø mm	Max Capacity Lt/min	UM	€
4132141	297	172	38 (1" 1/2)	205	PCS	
4132142	297	172	50 (2")	365	PCS	
4132143	297	172	63 (2" 1/2)	570	PCS	



**RGS Seawater Strainer**

Brass and Stainless Steel R.I.Na. approved seawater strainer.  
For small capacity pumps and engine cooling.



Code	H mm	ø mm	Ports ø	Spare Parts	UM	€
4131500	100	95	3/8"		PCS	
4131501	100	95	1/2"		PCS	
4131502	100	95	3/4"		PCS	
4131700				O-Ring Glass	PCS	



**RGM Seawater Strainer**

Brass and Stainless Steel R.I.Na. approved seawater strainer.  
For medium capacity pumps and engine cooling.



Code	H mm	ø mm	Ports ø	Spare	UM	€
4131640	140	150	3/4"		PCS	
4131641	140	150	1"		PCS	
4131642	200	180	1" 1/4"		PCS	
4131643	200	180	1" 1/2"		PCS	
4131740				4131640 Filter Grid	PCS	
4131741				4131641 Filter Grid	PCS	
4131742				4131642 / 43 Filter Grid	PCS	
4131710				4131640/41 Glass	PCS	
4131711				4131642 Glass	PCS	
4131712				4131643 Glass	PCS	
4131750				4131640/41 O-Ring	PCS	
4131751				4131642/43 O-Ring	PCS	



**RGL Seawater Strainer**

Brass and Stainless Steel R.I.Na. approved seawater strainer.  
For large capacity pumps and engine cooling.



Code	H mm	ø mm	Ports ø	Spare	UM	€
4131618	151	169	1"		PCS	
4131619	176	184	1" 1/4"		PCS	
4131620	193	202	1" 1/2"		PCS	
4131718				4131618 Filter Grid	PCS	
4131719				4131619 Filter Grid	PCS	
4131720				4131620 Filter Grid	PCS	
4131710				4131618 Glass	PCS	
4131711				4131619 Glass	PCS	
4131712				4131620 Glass	PCS	
4131750				4131618 O-Ring	PCS	
4131752				4131619 O-Ring	PCS	
4131751				4131620 O-Ring	PCS	



**RGXL Seawater Strainer**

Brass and Stainless Steel R.I.Na. approved seawater strainer.  
For large capacity pumps and engine cooling.



Code	H mm	ø mm	Ports ø	Spare	UM	€
4131621	216	242	2"		PCS	
4131622	284	260	2" 1/2"		PCS	
4131623	292	310	3"		PCS	
4131721				4131621 Filter Grid	PCS	
4131722				4131622 Filter Grid	PCS	
4131723				4131623 Filter Grid	PCS	
4131713				4131621/22 Glass	PCS	
4131714				4131623 Glass	PCS	
4131753				4131621/22 O-Ring	PCS	
4131754				4131623 O-Ring	PCS	



**Flush Deck Fill**

Stainless Steel flush deck fill with key.

Code	Type	Hose Size ø mm	Flange ø mm	UM	€
4043096	Fuel	38	75	PCS	
4043093	Fuel	50	80	PCS	
4043097	Water	38	75	PCS	
4043099	Waste	38	75	PCS	

**Flush Angled 30° Deck Fill**

Stainless Steel flush angled deck fill with key.

Code	Type	Hose Size ø mm	Flange ø mm	UM	€
4043293	Fuel	50	84	PCS	
4043297	Water	38	75	PCS	
4043299	Waste	38	75	PCS	

**Lift-Up Deck Fill**

Stainless Steel flush-in opening deck fill.

Code	Type	Hose Size ø mm	Flange ø mm	UM	€
4043193	Fuel	50	88	PCS	
4043196	Fuel	38	82	PCS	
4043197	Water	38	82	PCS	
4043199	Waste	38	82	PCS	

**Lift-Up Angled 45° Deck Fill**

Stainless Steel flush-in opening angled deck fill.

Code	Type	Hose Size ø mm	Flange ø mm	UM	€
4043273	Fuel	50	88	PCS	
4043277	Water	38	82	PCS	
4043279	Waste	38	82	PCS	

**Eco Chromed Deck Fill**

Chromed Brass deck fills.

Code	Type	Hose Size ø mm	Flange ø mm	Accessories	UM	€
4043070	Fuel	50	85		PCS	
4043071	Water	38	75		PCS	
4043073				Key	PCS	

**Lift-Up Chromed Deck Fill**

Chromed Brass flush-in opening deck fills.

Code	Type	Hose Size ø mm	Flange ø mm	UM	€
4043080	Fuel	38	90	PCS	
4043081	Fuel	50	90	PCS	
4043082	Water	38	90	PCS	
4043083	Water	50	90	PCS	

**Key-Lock Deck Fill**

Key lock Stainless Steel deck fill.

Code	Type	Hose Size ø mm	Flange ø mm	UM	€
4043091	Fuel	50	85	PCS	
4043090	Fuel	38	85	PCS	
4043092	Water	38	85	PCS	

**Key-Lock Chromed Deck Fills**

Key lock Chromed Brass deck fills with flushed handle. Watertight and waterproof closing.

Code	Type	Hose Size ø mm	Flange ø mm	UM	€
4043085	Fuel	50	98	PCS	
4043086	Water	38	86	PCS	






**Professional Bronze Deck Fill**

Professional Bronze deck fills.

Code	Flange ø mm	Neck Inner Thread	UM	€
4043201	106	2"	PCS	
4043202	130	2" 1/2	PCS	
4043203	175	3"	PCS	

**Sail S/Steel Deck Fill**

Stainless Steel deck fills. They can be opened with winch handle.

Code	Type	Hose Size ø mm	Flange ø mm	UM	€
4043170	Fuel	38	82	PCS	
4043172	Fuel	50	88	PCS	
4043173	Water	38	82	PCS	
4043174	Waste	38	82	PCS	

**- PLASTIC DECK FILLS -****Sail PL Deck Fill**

Reinforced Nylon deck fills complete with adhesive labels. They can be opened with winch handle.

Code	Hose Size ø mm	Flange ø mm	UM	€
4043185	50	85	PCS	
4043187	38	85	PCS	

**AA Multipurpose Deck Fill**

Reinforced Nylon multi purpose deck fills. Complete with colored Red-Black-Blue-Green opening levers and Diesel-Fuel-Gas-Petrol-Water-Waste labels.

Code	Hose Size ø mm	Flange ø mm	UM	€
4043150	38	82	PCS	
4043152	50	85	PCS	

**Ufo PL Deck Fill**

White reinforced Plastic deck fills with ergonomic notched lid.

Code	Type	Hose Size ø mm	Flange ø mm	UM	€
4043154	Fuel	38	88	PCS	
4043155	Fuel	50	88	PCS	
4043156	Water	38	88	PCS	

**Ufo PC Deck Fill**

Reinforced Plastic deck fills with ergonomic notched Chromed lid.

Code	Type	Hose Size ø mm	Flange ø mm	UM	€
4043157	Fuel	38	88	PCS	
4043158	Fuel	50	88	PCS	
4043159	Water	38	88	PCS	

**Flo PL Deck Fill**

White reinforced Plastic deck fills with recessed opening lever.

Code	Type	Hose Size ø mm	Flange ø mm	UM	€
4043160	Fuel	38	85	PCS	
4043162	Water	38	85	PCS	

**NR Close Deck Fill**

Watertight cap Plastic deck fills.

Code	Type	Hose size ø mm	UM	€
4043140	Fuel	50	PCS	
4043142	Water	38	PCS	



**Round Drain Plug B**

Round Plastic transom drain plugs.

Code	ø mm	Colour	UM	€
1425000	24,70	WHITE	PCS	
1425001	24,70	BLACK	PCS	



**Oval Drain Plug**

Oval Plastic transom drain plugs.

Code	ø mm	Colour	UM	€
1425004	26,30	WHITE	PCS	
1425005	26,30	BLACK	PCS	



**CB Oval Drain Plug**

Oval Chromed Brass body transom drain plug.


Code	Dim mm	UM	€
1425019	34 x 50 ø 24,7	PCS	



**S/Steel and Brass Drain Plugs**

Stainless Steel and Brass drain plugs.

Code	Flange ø mm	Thread ø	Ref	UM	€
1425124	50	1/2" NPT	BRASS	PCS	
1425125	50	1/2" NPT	S/STEEL	PCS	



**Flushed Drain Plug**

Brass flushed drain plug.

Code	Flange ø mm	Thread ø	UM	€
1425128	55	3/4"	PCS	



**Drain Valve**

Bushings and through-hulls drain valve.

Code	ø mm	UM	€
1425095	25	PCS	



**Non-Return Drain Valve with Cap**

Non-return drain valve with cap.

Code	Ref	ø mm	UM	€
1425006	Non-Return Valve	35	PCS	
1425110	Cap	35	PCS	



**Flip-Lock Drain Plug**

Expanding Plastic and PVC drain plug.

Code	ø mm	Colour	UM	€
1425010	22,7	BLACK	PCS	
1425011	22,7	GREY	PCS	
1425090	25,0	BLACK - CE	PCS	
1425091	25,0	GREY - CE	PCS	



**Flip-Lock Adjustable Drain Plug**

Expanding Plastic, PVC and Rubber adjustable drain plug.

Code	ø mm	UM	€
1425012	22,7 >	PCS	



**CB Flip-Lock Adjustable Drain Plug**

Adjustable expanding Chromed Brass and Rubber drain plug.

Code	ø mm	UM	€
1425015	22	PCS	
1425016	25	PCS	
1425017	34	PCS	



**Flip-Lock Large Drain Plug**

Expanding Plastic and PVC big drain plug.

Code	ø mm	UM	€
1425013	35	PCS	
1425014	40	PCS	



**L Flip-Lock Drain Plug**

Expanding drain plug with lever.

Code	ø mm	Lever	UM	€
1425114	22,7 >	Brass	PCS	
1425115	22,7 >	Stainless Steel	PCS	



**Brass T-Handle Drain Plug**

Expanding T handle drain plug.

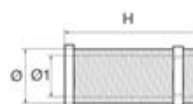
Code	ø mm	Lever	UM	€
1425116	22,7 >	Brass	PCS	
1425117	22,7 >	Stainless Steel	PCS	



**Standard Threaded Transom Drains**

Standard threaded Plastic transom drains for expanding drain plugs: 1425010/11/12/90/91-1425114/15/16.

Code	ø mm	ø1 mm	H mm	Colour	UM	€
1425020	30	22.7	62	BLACK	PCS	
1425021	30	22.7	62	GREY	PCS	
1425022	30	22.7	62	WHITE	PCS	
1425070	33	25	62	BLACK - CE	PCS	
1425072	33	25	62	WHITE - CE	PCS	



**Long Threaded Transom Drains**

Long Plastic threaded transom drains for expanding drain plugs: 1425010/11/12/90/91-1425114/15/16.

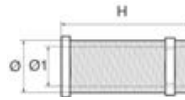
Code	ø mm	ø1 mm	H mm	Colour	UM	€
1425024	30	22.7	155	BLACK	PCS	
1425026	30	22.7	155	WHITE	PCS	
1425074	33	25	155	BLACK - CE	PCS	
1425076	33	25	155	WHITE - CE	PCS	



**Barbed Transom Drains**

Barbed transom drains for expanding drain plugs: 1425010/11/12/90/91-1425114/15/16.


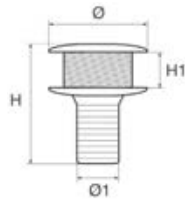
Code	ø mm	ø1 mm	H mm	Colour	UM	€
1425030	30	22.7	100	BLACK	PCS	
1425031	30	22.7	100	GREY	PCS	
1425032	30	22.7	100	WHITE	PCS	
1425080	33	25	100	BLACK - CE	PCS	
1425082	33	25	100	WHITE - CE	PCS	



**White Thru-Hull Mushroom Head**

White Plastic thru-hull mushroom head.

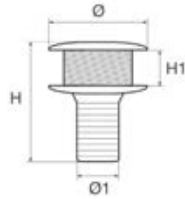
Code	ø mm	ø1 mm	H mm	H1 mm	UM	€
1420015	40	15	74	30	PCS	
1420018	50	18	84	30	PCS	
1420025	55	25	94	37	PCS	
1420030	70	30	94	40	PCS	
1420035	65	35	94	40	PCS	
1420040	75	38	104	36	PCS	



**Black Thru-Hull Mushroom Head**

Black Plastic thru-hull mushroom head.

Code	ø mm	ø1 mm	H mm	H1 mm	UM	€
1421015	40	15	74	30	PCS	
1421018	50	18	84	30	PCS	
1421025	55	25	94	37	PCS	
1421035	65	35	94	40	PCS	
1421040	75	38	104	36	PCS	



**Stainless Steel Ring Thru-Hull Mushroom Heads**

Plastic thru-hull mushroom heads with Stainless Steel trim ring.

Code	ø mm	ø1 mm	H mm	UM	€
1421416	48	16	86	PCS	
1421419	48	19	86	PCS	
1421425	48	25	86	PCS	
1421428	48	29	86	PCS	
1421438	60	38	102	PCS	
1421450	82	50	127	PCS	



**Stainless Steel Barbed Mushroom Head**

Stainless Steel barbed mushroom head.

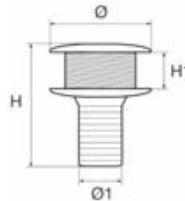
Code	ø mm	ø1 mm	G Thread (")	H mm	UM	€
1439402	35	14	3/8	53	PCS	
1439403	39	18	1/2	60	PCS	
1439404	49	22	3/4	69	PCS	
1439405	54	30	1	71	PCS	
1439406	63	38	1 1/4	76	PCS	
1439407	70	44	1 1/2	79	PCS	
1439408	84	56	2	95	PCS	



**Chromed Brass Mushroom Head**

Chromed Brass barbed mushroom head.

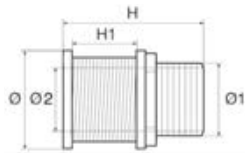
Code	ø mm	ø1 mm	G Thread (") x mm	UM	€
1411102	35	15	3/8	PCS	
1411103	40	18	1/2	PCS	
1411104	48	23	3/4	PCS	
1411105	55	30	1	PCS	
1411106	65	38	1 1/4	PCS	
1411107	70	44	1 1/2	PCS	
1411108	83	55	2	PCS	



**Big Drain Socket - Barbed**

Very sturdy white Polypropylene pipe-to-hose big drain socket. With optional easy-mount N/R non-return lid valve.

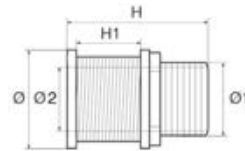
Code	ø mm	ø1 mm	ø2 mm	H mm	H1 mm	Accessories	UM	€
<b>1425150</b>	74	50	40	111	76		PCS	
<b>1425261</b>						N/R Valve	PCS	



**Big Drain Socket - Threaded**

Very sturdy white Polypropylene all threaded big drain socket. With optional easy-mount N/R non-return lid valve.

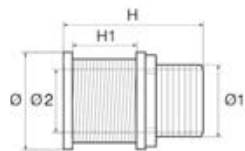
Code	ø mm	ø1 mm	ø2 mm	H mm	Accessories	UM	€
<b>1425156</b>	75	52	40	175		PCS	
<b>1425261</b>					N/R Valve	PCS	



**Big Drain Socket - Telescopic**

White very sturdy Polypropylene telescopic drain socket. With optional easy-mount N/R non-return lid valve.

Code	ø mm	ø1 mm	ø2 mm	H mm	Accessories	UM	€
<b>1425440</b>	75	50	45	80<>195		PCS	
<b>1425261</b>					N/R Valve	PCS	



- BATH AND DECK DRAINS -

**S/Steel Nyl Bath and Deck Drain**

316 Stainless Steel and Nylon deck drain with extractable grid for decks and baths.

Code	Pipe-to-Hose ø mm	Grid ø mm	Recess H mm	UM	€
<b>1412010</b>	38	90	75	PCS	



**S/Steel Nyl Std Bath and Deck Drain**

316 Stainless Steel and Nylon deck drains with extractable grid for decks and baths.

Code	Pipe-to-Hose ø mm	Grid ø mm	Recess H mm	UM	€
<b>1412020</b>	38	75	61	PCS	
<b>1412022</b>	51	75	74	PCS	



**Chromed Brass Cockpit Drain Head**

Chromed Brass threaded cockpit drain head.

Code	G Thread (")	UM	€
1411902	3/8	PCS	
1411903	1/2	PCS	
1411904	3/4	PCS	
1411905	1	PCS	
1411906	1 1/4	PCS	
1411907	1 1/2	PCS	
1411908	2	PCS	



**S/Steel Round CB Deck Drain**

Deck and cockpit drain with extractable Stainless Steel grid cup and Chromed Brass body.

Code	G Thread (")	Grid ø mm	Recess ø mm	H mm	UM	€
1412001	1	50	36	31	PCS	
1412002	1 1/2	75	53	43	PCS	



**S/Steel Round XLee Deck Drain**

Stainless Steel deck and cockpit drain with extractable grid.

Code	A mm	B mm	H mm	UM	€
1412003	38	82	59	PCS	



**S/Steel Round Lee Deck Drain**

Stainless Steel deck and cockpit drain with extractable grid.

Code	D mm	B mm	H mm	UM	€
1412008	50	79	80	PCS	



**S/Steel Bath and Deck Drain**

Stainless Steel deck drain with extractable grid for decks and baths.

Code	C mm	A mm	B mm	H mm	UM	€
1412004	38	80	100	79	PCS	



**S/Steel Round Deck Drain**

316 Stainless Steel deck drain with extractable grid for decks and cockpits.

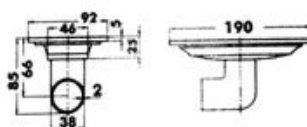
Code	C mm	A mm	B mm	L mm	UM	€
1412005	40	92	115	105	PCS	



**S/Steel Oval Deck Drain**

316 Stainless Steel deck and cockpit drain with extractable grid.

Code	Pipe-to-Hose ø mm	Grid Dim mm	Recess H mm	UM	€
1412006	38	190 x 90	80	PCS	



**Mushroom Head**

Threaded Brass mushroom head.

Code	G Thread (")	UM	€
1410002	3/8	PCS	
1410003	1/2	PCS	
1410004	3/4	PCS	
1410005	1	PCS	
1410006	1 1/4	PCS	
1410007	1 1/2	PCS	
1410008	2	PCS	
1410009	2 1/2	PCS	
1410010	3	PCS	



**Mushroom Head Long**

Long threaded Brass mushroom head.

Code	G Thread (")	L mm	UM	€
1411005	1	207	PCS	
1411006	1 1/4	207	PCS	
1411007	1 1/2	207	PCS	



**Chromed Brass Mushroom Head**

Chromed Brass threaded mushroom head.

Code	G Thread (")	UM	€
1410902	3/8	PCS	
1410903	1/2	PCS	
1410904	3/4	PCS	
1410905	1	PCS	
1410906	1 1/4	PCS	
1410907	1 1/2	PCS	
1410908	2	PCS	



**Stainless Steel Threaded Mushroom Head**

Stainless Steel threaded mushroom head.

Code	G Thread (")	UM	€
1439302	3/8	PCS	
1439303	1/2	PCS	
1439304	3/4	PCS	
1439305	1	PCS	
1439306	1 1/4	PCS	
1439307	1 1/2	PCS	
1439308	2	PCS	



**Bronze Mushroom Head**

Threaded Bronze mushroom head.

Code	G Thread (")	UM	€
1410023	1/2	PCS	
1410024	3/4	PCS	
1410025	1	PCS	
1410026	1 1/4	PCS	
1410027	1 1/2	PCS	
1410028	2	PCS	



**Intake Strainers**

Brass intake strainer.

Code	G Thread (")	UM	€
1415002	3/8	PCS	
1415003	1/2	PCS	
1415004	3/4	PCS	
1415005	1	PCS	
1415006	1 1/4	PCS	
1415007	1 1/2	PCS	
1415008	2	PCS	
1415009	2 1/2	PCS	
1415010	3	PCS	



**Stainless Steel Intake Strainers**

Stainless Steel intake strainer.

Code	G Thread (")	UM	€
1439502	3/8	PCS	
1439503	1/2	PCS	
1439504	3/4	PCS	
1439505	1	PCS	
1439506	1 1/4	PCS	
1439507	1 1/2	PCS	
1439508	2	PCS	



**Bronze Intake Strainer**

Bronze intake strainer. To be completed with 1410023/28 mushroom heads.

Code	G Thread (")	UM	€
1415043	1/2	PCS	
1415044	3/4	PCS	
1415045	1	PCS	
1415046	1 1/4	PCS	
1415047	1 1/2	PCS	
1415048	2	PCS	



**Brass Ball Valve**

Full flow Brass ball valve.

Code	G Thread (")	UM	€
1420001	1/4	PCS	
1420002	3/8	PCS	
1420003	1/2	PCS	
1420004	3/4	PCS	
1420005	1	PCS	
1420006	1 1/4	PCS	
1420007	1 1/2	PCS	
1420008	2	PCS	
1420009	2 1/2	PCS	
1420010	3	PCS	



**3 Way Brass Ball Valve**

3 Way Brass ball valve.

Code	G Thread (")	UM	€
1423001	1/4	PCS	
1423002	3/8	PCS	
1423003	1/2	PCS	
1423004	3/4	PCS	



**Stainless Steel Ball Valve**

Stainless Steel ball valve.

Code	G Thread (")	UM	€
1420301	1/4	PCS	
1420302	3/8	PCS	
1420303	1/2	PCS	
1420304	3/4	PCS	
1420305	1	PCS	
1420306	1 1/4	PCS	
1420307	1 1/2	PCS	
1420308	2	PCS	



**Bronze Ball Valve**

Full flow Bronze ball valve. Stainless Steel lever.

Code	G Thread (")	UM	€
1420102	3/8	PCS	
1420103	1/2	PCS	
1420104	3/4	PCS	
1420105	1	PCS	
1420106	1 1/4	PCS	
1420107	1 1/2	PCS	
1420108	2	PCS	



**Bronze Non-Block Valve**

Full flow non-block Bronze valve. It doesn't get blocked even after long time of non-use.

Code	G Thread (")	UM	€
1420123	1/2	PCS	
1420124	3/4	PCS	
1420125	1	PCS	
1420126	1 1/4	PCS	
1420127	1 1/2	PCS	
1420128	2	PCS	



**Brass Check Valve**

Brass check valve.

Code	G Thread (")	UM	€
1422101	1/4	PCS	
1422102	3/8	PCS	
1422103	1/2	PCS	
1422104	3/4	PCS	
1422105	1	PCS	
1422106	1 1/4	PCS	
1422107	1 1/2	PCS	
1422108	2	PCS	



**PP Ball Valve**

Plastic ball valve.

Code	G Thread (")	UM	€
1423302	1/2	PCS	
1423303	3/4	PCS	
1423304	1	PCS	



**Plastic Check Valve**

Nylon check valve. Flange dimensions 50 x 45 mm, total length 115 mm.

Code	For Hose ø mm	UM	€
1423322	25-38 (1-1 1/2)	PCS	



**Plastic 3 Way Diverter Valves**

3 Way light duty Plastic valves for low pressure systems.

Code	For Hose ø mm	UM	€
1423325	25 (1")	PCS	
1423326	38 (1 1/2)	PCS	



**Aquavalve 3 Way Diverter Valve**

Aquavalve 3 way diverter valve manufactured in Fiber-glass charged Nylon for marine or industrial applications. Pressure test at 300 PSI. Every valve is tested singularly.

Code	G Thread (")	UM	€
1423328	1 1/2	PCS	





**Brass Elbow M-F**

Brass male-female elbow.

Code	G Thread (")	UM	€
1432001	1/4	PCS	
1432002	3/8	PCS	
1432003	1/2	PCS	
1432004	3/4	PCS	
1432005	1	PCS	
1432006	1 1/4	PCS	
1432007	1 1/2	PCS	
1432008	2	PCS	
1432009	2 1/2	PCS	
1432010	3	PCS	



**Brass Elbow F-F**

Brass female-female elbow.

Code	G Thread (")	UM	€
1432501	1/4	PCS	
1432502	3/8	PCS	
1432503	1/2	PCS	
1432504	3/4	PCS	
1432505	1	PCS	
1432506	1 1/4	PCS	
1432507	1 1/2	PCS	
1432508	2	PCS	
1432509	2 1/2	PCS	
1432510	3	PCS	



**Brass Double Nipple**

Brass double nipple.

Code	G Thread (")	UM	€
1433001	1/4	PCS	
1433002	3/8	PCS	
1433003	1/2	PCS	
1433004	3/4	PCS	
1433005	1	PCS	
1433006	1 1/4	PCS	
1433007	1 1/2	PCS	
1433008	2	PCS	
1433009	2 1/2	PCS	
1433010	3	PCS	



**Brass Double Reducing Nipple**

Brass reducing double nipple.

Code	G Thread (")	UM	€
1434501	1/4x1/8	PCS	
1434502	3/8x1/4	PCS	
1434503	1/2x3/8	PCS	
1434504	3/4x1/2	PCS	
1434505	1x3/4	PCS	
1434506	1 1/4x1	PCS	
1434507	1 1/2x1 1/4	PCS	
1434508	2x1 1/2	PCS	



**Brass Hex Pipe Bushing M-F**

Brass male to female hex pipe bushing.

Code	G Thread (")	UM	€
1435001	1/4x1/8	PCS	
1435002	3/8x1/4	PCS	
1435003	1/2x3/8	PCS	
1435004	3/4x1/2	PCS	
1435005	1x3/4	PCS	
1435006	1 1/4x1	PCS	
1435007	1 1/2x1 1/4	PCS	
1435008	2x1 1/2	PCS	



**Brass Couplings F**

Brass female coupling.

Code	G Thread (")	UM	€
1433501	1/4	PCS	
1433502	3/8	PCS	
1433503	1/2	PCS	
1433504	3/4	PCS	
1433505	1	PCS	
1433506	1 1/4	PCS	
1433507	1 1/2	PCS	
1433508	2	PCS	
1433509	2 1/2	PCS	
1433510	3	PCS	



**Brass Square Head Plug M**

Brass square head plug.

Code	G Thread (")	UM	€
1435501	1/4	PCS	
1435502	3/8	PCS	
1435503	1/2	PCS	
1435504	3/4	PCS	
1435505	1	PCS	
1435506	1 1/4	PCS	
1435507	1 1/2	PCS	
1435508	2	PCS	



**Brass Pipe-to-Hose F**

Brass female pipe-to-hose.

Code	G Thread (") x mm	UM	€
1431010	1/4x10	PCS	
1431015	3/8x15	PCS	
1431020	1/2x20	PCS	
1431025	3/4x25	PCS	
1431030	1x30	PCS	
1431040	1 1/4x40	PCS	
1431045	1 1/2x45	PCS	
1431050	2x50	PCS	



**Brass Pipe-to-Hose M**

Brass male pipe-to-hose.

Code	G Thread (") x mm	UM	€	Code	G Thread (") x mm	UM	€
1430005	1/8x8	PCS		1430018	1/2x18	PCS	
1430006	1/4x6	PCS		1430020	1/2x20	PCS	
1430008	1/4x8	PCS		1430022	3/4x20	PCS	
1430010	1/4x10	PCS		1430025	3/4x25	PCS	
1430011	3/8x10	PCS		1430030	1x30	PCS	
1430013	3/8x13	PCS		1430035	1x35	PCS	
1430014	3/8x18	PCS		1430038	1 1/4x38	PCS	
1430015	3/8x15	PCS		1430040	1 1/4x40	PCS	
1430210	1/2x10	PCS		1430042	1 1/2x38	PCS	
1430213	1/2x13	PCS		1430045	1 1/2x45	PCS	
1430016	1/2x15	PCS		1430050	2x50	PCS	
1430017	1/2x16	PCS		1430060	2 1/2x60	PCS	
				1430075	3x75	PCS	



**Brass 45° Elbow F-F**

Brass female-female 45° elbow.

Code	G Thread (")	UM	€
1432551	3/8	PCS	
1432552	1/2	PCS	
1432553	3/4	PCS	
1432554	1	PCS	
1432555	1 1/4	PCS	
1432556	1 1/2	PCS	
1432557	2	PCS	



**Brass 45° Elbow M-F**

Brass male-female 45° elbow.

Code	G Thread (")	UM	€
1432203	1/2	PCS	
1432204	3/4	PCS	
1432205	1	PCS	
1432206	1 1/4	PCS	
1432207	1 1/2	PCS	
1432208	2	PCS	



**Brass Tees**

Brass Tees.

Code	G Thread (")	UM	€
1434001	1/4	PCS	
1434002	3/8	PCS	
1434003	1/2	PCS	
1434004	3/4	PCS	
1434005	1	PCS	
1434006	1 1/4	PCS	
1434007	1 1/2	PCS	
1434008	2	PCS	
1434009	2 1/2	PCS	
1434010	3	PCS	



**Brass Y**

Brass Y.

Code	G Thread (")	UM	€
1434202	3/8	PCS	
1434203	1/2	PCS	
1434204	3/4	PCS	
1434205	1	PCS	
1434206	1 1/4	PCS	
1434207	1 1/2	PCS	



**Hex Pipe Nut**

Brass plain hex pipe nut.

Code	G Thread (")	UM	€
1436001	1/4	PCS	
1436002	3/8	PCS	
1436003	1/2	PCS	
1436004	3/4	PCS	
1436005	1	PCS	
1436006	1 1/4	PCS	
1436007	1 1/2	PCS	
1436008	2	PCS	



**Flanged Pipe Nuts**

Brass flanged pipe nuts.

Code	G Thread (")	UM	€
1436402	3/8	PCS	
1436403	1/2	PCS	
1436404	3/4	PCS	
1436405	1	PCS	
1436406	1 1/4	PCS	
1436407	1 1/2	PCS	
1436408	2	PCS	



**Washers**

Brass washer.

Code	ø (")	UM	€
1436602	3/8	PCS	
1436603	1/2	PCS	
1436604	3/4	PCS	
1436605	1	PCS	
1436606	1 1/4	PCS	
1436607	1 1/2	PCS	
1436608	2	PCS	



**Brass Washer with Ground Connection**

Brass washer with ground cable connection. Prevents galvanic current corrosion of brass strainers and drain heads.

Code	ø (")	UM	€
1436502	3/8	PCS	
1436503	1/2	PCS	
1436504	3/4	PCS	
1436505	1	PCS	
1436506	1 1/4	PCS	
1436507	1 1/2	PCS	
1436508	2	PCS	
1436509	2 1/2	PCS	
1436510	3	PCS	



**Bronze Elbow M-F**

Bronze male-female elbow.

Code	G Thread (")	UM	€
1432022	3/8	PCS	
1432023	1/2	PCS	
1432024	3/4	PCS	
1432025	1	PCS	
1432026	1 1/4	PCS	
1432027	1 1/2	PCS	
1432028	2	PCS	



**Bronze Elbow F-F**

Bronze female-female elbow.

Code	G Thread (")	UM	€
1432522	3/8	PCS	
1432523	1/2	PCS	
1432524	3/4	PCS	
1432525	1	PCS	
1432526	1 1/4	PCS	
1432527	1 1/2	PCS	
1432528	2	PCS	



**Bronze Double Nipple**

Bronze double nipple.

Code	G Thread (")	UM	€
1433022	3/8	PCS	
1433023	1/2	PCS	
1433024	3/4	PCS	
1433025	1	PCS	
1433026	1 1/4	PCS	
1433027	1 1/2	PCS	
1433028	2	PCS	



**Bronze Double Reducing Nipple**

Bronze double reducing nipple.

Code	G Thread (")	UM	€
1434523	1/2x3/8	PCS	
1434524	3/4x1/2	PCS	
1434525	1x3/4	PCS	
1434526	1 1/4x1	PCS	
1434527	1 1/2x1 1/4	PCS	
1434528	2x1 1/2	PCS	



**Bronze Hex Pipe Bushing M-F**

Bronze male to female hex pipe bushing.

Code	G Thread (")	UM	€
1435023	1/2x3/8	PCS	
1435024	3/4x1/2	PCS	
1435025	1x3/4	PCS	
1435026	1 1/4x1	PCS	
1435027	1 1/2x1 1/4	PCS	
1435028	2x1 1/2	PCS	



**Bronze Couplings F**

Bronze female coupling.

Code	G Thread (")	UM	€
1433522	3/8	PCS	
1433523	1/2	PCS	
1433524	3/4	PCS	
1433525	1	PCS	
1433526	1 1/4	PCS	
1433527	1 1/2	PCS	
1433528	2	PCS	



**Bronze Tee**

Bronze Tee.

Code	G Thread (")	UM	€
1434022	3/8	PCS	
1434023	1/2	PCS	
1434024	3/4	PCS	
1434025	1	PCS	
1434026	1 1/4	PCS	
1434027	1 1/2	PCS	
1434028	2	PCS	



**Bronze Square Head Plug M**

Bronze square head plug.

Code	G Thread (")	UM	€
1435522	3/8	PCS	
1435523	1/2	PCS	
1435524	3/4	PCS	
1435525	1	PCS	
1435526	1 1/4	PCS	
1435527	1 1/2	PCS	
1435528	2	PCS	



**Bronze Pipe-to-Hose M**

Bronze male pipe-to-hose.

Code	G Thread (") x mm	UM	€	Code	G Thread (") x mm	UM	€
1430103	3/8x10	PCS		1430123	1 1/4x40	PCS	
1430104	3/8x13	PCS		1430124	1 1/2x38	PCS	
1430105	3/8x15	PCS		1430125	1 1/2x40	PCS	
1430107	1/2x13	PCS		1430126	1 1/2x45	PCS	
1430109	1/2x16	PCS		1430128	2x50	PCS	
1430111	1/2x20	PCS					
1430114	3/4x20	PCS					
1430115	3/4x25	PCS					
1430116	1x25	PCS					
1430117	1x30	PCS					
1430121	1 1/4x35	PCS					
1430122	1 1/4x38	PCS					



**Stainless Steel Elbow 90° M-F**

Stainless Steel male-female 90° elbow.

Code	G Thread (")	UM	€
1438202	3/8	PCS	
1438203	1/2	PCS	
1438204	3/4	PCS	
1438205	1	PCS	
1438206	1 1/4	PCS	
1438207	1 1/2	PCS	
1438208	2	PCS	



**Stainless Steel Elbow 90° F-F**

Stainless Steel female-female 90° elbow.

Code	G Thread (")	UM	€
1438302	3/8	PCS	
1438303	1/2	PCS	
1438304	3/4	PCS	
1438305	1	PCS	
1438306	1 1/4	PCS	
1438307	1 1/2	PCS	
1438308	2	PCS	



**Stainless Steel Elbow 45° F-F**

Stainless Steel female-female 45° elbow.

Code	G Thread (")	UM	€
1438402	3/8	PCS	
1438403	1/2	PCS	
1438404	3/4	PCS	
1438405	1	PCS	
1438406	1 1/4	PCS	
1438407	1 1/2	PCS	
1438408	2	PCS	



**Stainless Steel Nipple M-M**

Stainless Steel male to male nipple.

Code	G Thread (")	UM	€
1438502	3/8	PCS	
1438503	1/2	PCS	
1438504	3/4	PCS	
1438505	1	PCS	
1438506	1 1/4	PCS	
1438507	1 1/2	PCS	
1438508	2	PCS	



**Stainless Steel Threaded Pipe Coupling**

Stainless Steel threaded pipe coupling.

Code	G Thread (")	UM	€
1438602	3/8	PCS	
1438603	1/2	PCS	
1438604	3/4	PCS	
1438605	1	PCS	
1438606	1 1/4	PCS	
1438607	1 1/2	PCS	
1438608	2	PCS	



**Stainless Steel Tee**

Stainless Steel tee.

Code	G Thread (")	UM	€
1438702	3/8	PCS	
1438703	1/2	PCS	
1438704	3/4	PCS	
1438705	1	PCS	
1438706	1 1/4	PCS	
1438707	1 1/2	PCS	
1438708	2	PCS	



**Stainless Steel Hex Pipe Bushing M-F**

Stainless Steel male-female hex pipe bushing.

Code	G Thread (") x mm	UM	€
1438802	3/8x1/4	PCS	
1438803	1/2x3/8	PCS	
1438804	3/4x1/2	PCS	
1438805	1x3/4	PCS	
1438806	1 1/4x1	PCS	
1438807	1 1/2x1 1/4	PCS	
1438808	2x1 1/2	PCS	



**Stainless Steel Hex Head Plug**

Stainless Steel hex head plug.

Code	G Thread (")	UM	€
1438902	3/8	PCS	
1438903	1/2	PCS	
1438904	3/4	PCS	
1438905	1	PCS	
1438906	1 1/4	PCS	
1438907	1 1/2	PCS	
1438908	2	PCS	



**Stainless Steel Pipe-to-Hose F**

Stainless Steel female pipe to hose.

Code	G Thread (") x mm	UM	€
1438115	3/8x15	PCS	
1438120	1/2x20	PCS	
1438125	3/4x25	PCS	
1438130	1x30	PCS	
1438140	1 1/4x40	PCS	
1438145	1 1/2x45	PCS	
1438150	2x50	PCS	



**Stainless Steel Pipe-to-Hose M**

Stainless Steel male pipe to hose.

Code	G Thread (") x mm	UM	€
1438011	3/8x11	PCS	
1438015	3/8x15	PCS	
1438016	1/2x15	PCS	
1438020	1/2x20	PCS	
1438022	3/4x20	PCS	
1438025	3/4x25	PCS	
1438030	1x30	PCS	
1438036	1 1/4x35	PCS	
1438040	1 1/4x40	PCS	
1438043	1 1/2x40	PCS	
1438045	1 1/2x45	PCS	
1438050	2x50	PCS	



**Tech-Hi PP 90° F-F Elbow**

Polypropylene Tech-Hi 90° F-F elbow. Nontoxic Polypropylene pipe fittings for nautical systems. Long lasting, robust and lightweight. Can replace metal pipe fittings. Resistant to electrolysis, chemicals, abrasion and twisting.

Code	G Thread (")	UM	€
1440650	1/2	PCS	
1440651	3/4	PCS	
1440652	1	PCS	
1440653	1 1/4	PCS	
1440654	1 1/2	PCS	
1440655	2	PCS	



**Tech-Hi PP 90° M-F Elbow**

Polypropylene Tech-Hi 90° M-F elbow. Nontoxic Polypropylene pipe fittings for nautical systems. Long lasting, robust and lightweight. Can replace metal pipe fittings. Resistant to electrolysis, chemicals, abrasion and twisting.

Code	G Thread (")	UM	€
1440660	1/2	PCS	
1440661	3/4	PCS	
1440662	1	PCS	



**Tech-Hi PP Coupling Socket**

Polypropylene Tech-Hi coupling socket. Nontoxic Polypropylene pipe fittings for nautical systems. Long lasting, robust and lightweight. Can replace metal pipe fittings. Resistant to electrolysis, chemicals, abrasion and twisting.

Code	G Thread (")	UM	€
1440620	1/2	PCS	
1440621	3/4	PCS	
1440622	1	PCS	
1440623	1 1/4	PCS	
1440624	1 1/2	PCS	
1440625	2	PCS	



**Tech-Hi PP Nipple**

Polypropylene Tech-Hi nipple. Nontoxic Polypropylene pipe fittings for nautical systems. Long lasting, robust and lightweight. Can replace metal pipe fittings. Resistant to electrolysis, chemicals, abrasion and twisting.

Code	G Thread (")	UM	€
1440600	1/2	PCS	
1440601	3/4	PCS	
1440602	1	PCS	
1440603	1 1/4	PCS	
1440604	1 1/2	PCS	
1440605	2	PCS	



**Tech-Hi PP Reducing Nipple**

Polypropylene Tech-Hi reducing nipple. Nontoxic Polypropylene pipe fittings for nautical systems. Long lasting, robust and lightweight. Can replace metal pipe fittings. Resistant to electrolysis, chemicals, abrasion and twisting.

Code	G Thread (")	UM	€
1440610	3/4 x 1/2	PCS	
1440611	1 x 3/4	PCS	
1440612	1 1/4 x 1	PCS	
1440613	1 1/2 x 1	PCS	
1440614	1 1/2 x 1 1/4	PCS	
1440615	2 x 1 1/2	PCS	



**Tech-Hi PP M-F Reducing Socket**

Polypropylene Tech-Hi M-F reducing socket. Nontoxic Polypropylene pipe fittings for nautical systems.

Code	G Thread (")	UM	€
1440680	3/4 x 1/2	PCS	
1440681	1 x 1/2	PCS	
1440682	1 x 3/4	PCS	
1440683	1 1/4 x 1/2	PCS	
1440684	1 1/4 x 3/4	PCS	
1440685	1 1/4 x 1	PCS	
1440686	1 1/2 x 3/4	PCS	
1440687	1 1/2 x 1	PCS	
1440688	1 1/2 x 1 1/4	PCS	
1440689	2 x 1	PCS	



**Tech-Hi PP M Cap**

Polypropylene Tech-Hi M cap. Nontoxic Polypropylene pipe fittings for nautical systems. Long lasting, robust and lightweight. Can replace metal pipe fittings. Resistant to electrolysis, chemicals, abrasion and twisting.

Code	G Thread (")	UM	€
1440590	1/2	PCS	
1440591	3/4	PCS	
1440592	1	PCS	
1440593	1 1/4	PCS	
1440594	1 1/2	PCS	
1440595	2	PCS	



**Tech-Hi PP F Cap**

Polypropylene Tech-Hi F cap. Nontoxic Polypropylene pipe fittings for nautical systems. Long lasting, robust and lightweight. Can replace metal pipe fittings. Resistant to electrolysis, chemicals, abrasion and twisting.

Code	G Thread (")	UM	€
1440580	1/2	PCS	
1440581	3/4	PCS	
1440582	1	PCS	
1440583	1 1/4	PCS	
1440584	1 1/2	PCS	
1440585	2	PCS	



**Tech-Hi PP Tee Fitting**

Polypropylene Tech-Hi Tee fitting. Nontoxic Polypropylene pipe fittings for nautical systems. Long lasting, robust and lightweight. Can replace metal pipe fittings. Resistant to electrolysis, chemicals, abrasion and twisting.

Code	G Thread (")	UM	€
1440640	1/2	PCS	
1440641	3/4	PCS	
1440642	1	PCS	
1440643	1 1/4	PCS	
1440644	1 1/2	PCS	
1440645	2	PCS	



**Tech-Hi PP Pipe**

Polypropylene Tech-Hi threading pipe in 4 meter rodes. Nontoxic Polypropylene pipe fittings for nautical systems. Long lasting, robust and lightweight. Can replace metal pipe fittings. Resistant to electrolysis, chemicals, abrasion and twisting.

Code	ø (")	UM	€
1440540	1/2	MT	
1440541	3/4	MT	
1440542	1	MT	
1440543	1 1/4	MT	
1440544	1 1/2	MT	
1440545	2	MT	



**PP Elbow F-F**

Female-female Polypropilene elbow. The Polypropilene (PP) fittings offer the perfect solution for several nautical applications as for hot and cold water pressure systems. Nontoxic, resistant to wearing, abrasion and atmospheric agents.

Code	G Thread (")	UM	€
1440112	1/2	PCS	
1440113	3/4	PCS	
1440114	1	PCS	
1440115	1 1/4	PCS	
1440116	1 1/2	PCS	
1440117	2	PCS	



**PP Elbow M-F**

Male-female Polypropilene elbow. The Polypropilene (PP) fittings offer the perfect solution for several nautical applications as for hot and cold water pressure systems. Nontoxic, resistant to wearing, abrasion and atmospheric agents.

Code	G Thread (")	UM	€
1440102	1/2	PCS	
1440103	3/4	PCS	
1440104	1	PCS	
1440105	1 1/4	PCS	
1440106	1 1/2	PCS	
1440107	2	PCS	



**PP Coupling**

Polypropilene coupling. The Polypropilene (PP) fittings offer the perfect solution for several nautical applications as for hot and cold water pressure systems. Nontoxic, resistant to wearing, abrasion and atmospheric agents.

Code	G Thread (")	UM	€
1440137	1/2	PCS	
1440138	3/4	PCS	
1440139	1	PCS	
1440140	1 1/4	PCS	
1440141	1 1/2	PCS	
1440142	2	PCS	



**PP T Fitting F**

Polypropilene female T fittings. The Polypropilene (PP) fittings offer the perfect solution for several nautical applications as for hot and cold water pressure systems. Nontoxic, resistant to wearing, abrasion and atmospheric agents.

Code	G Thread (")	UM	€
1440162	1/2	PCS	
1440163	3/4	PCS	
1440164	1	PCS	
1440165	1 1/4	PCS	
1440166	1 1/2	PCS	
1440167	2	PCS	



**PP Nipple**

Polypropilene nipple. The Polypropilene (PP) fittings offer the perfect solution for several nautical applications as for hot and cold water pressure systems. Nontoxic, resistant to wearing, abrasion and atmospheric agents.

Code	G Thread (")	UM	€
1440120	1/2	PCS	
1440121	3/4	PCS	
1440122	1	PCS	
1440123	1 1/4	PCS	
1440124	1 1/2	PCS	
1440125	2	PCS	



**PP Reducing Nipple**

Polypropilene reduced nipple. The Polypropilene (PP) fittings offer the perfect solution for several nautical applications as for hot and cold water pressure systems. Nontoxic, resistant to wearing, abrasion and atmospheric agents.

Code	G Thread (")	UM	€
1440127	3/4 x 1/2	PCS	
1440129	1 x 3/4	PCS	
1440131	1 1/4 x 1	PCS	
1440132	1 1/2 x 1	PCS	
1440133	1 1/2 x 1 1/4	PCS	
1440134	2 x 1 1/2	PCS	



**PP Reducing Bush M-F**

Polypropilene male-female reducing bush. The Polypropilene (PP) fittings offer the perfect solution for several nautical applications as for hot and cold water pressure systems. Nontoxic, resistant to wearing, abrasion and atmospheric agents.

Code	G Thread (")	UM	€
1440147	3/4 x 1/2	PCS	
1440148	1 x 1/2	PCS	
1440149	1 x 3/4	PCS	
1440151	1 1/4 x 3/4	PCS	
1440152	1 1/4 x 1	PCS	
1440154	1 1/2 x 1	PCS	
1440155	1 1/2 x 1 1/4	PCS	
1440156	2 x 1	PCS	



**PP Plug**

Polypropilene plug. The Polypropilene (PP) fittings offer the perfect solution for several nautical applications as for hot and cold water pressure systems. Nontoxic, resistant to wearing, abrasion and atmospheric agents.

Code	G Thread (")	UM	€
1440170	1/2	PCS	
1440171	3/4	PCS	
1440172	1	PCS	
1440173	1 1/4	PCS	
1440174	1 1/2	PCS	
1440175	2	PCS	



**PP Pipe-to-Hose M**

Polypropilene male pipe to hose. The Polypropilene (PP) fittings offer the perfect solution for several nautical applications as for hot and cold water pressure systems. Nontoxic, resistant to wearing, abrasion and atmospheric agents.

Code	G Thread (") x mm	UM	€	Code	G Thread (") x mm	UM	€
1440010	1/2 x 13	PCS		1440029	1 1/4 x 40	PCS	
1440011	1/2 x 16	PCS		1440030	1 1/2 x 38	PCS	
1440012	1/2 x 20	PCS		1440031	1 1/2 x 40	PCS	
1440016	3/4 x 16	PCS		1440033	1 1/2 x 50	PCS	
1440017	3/4 x 20	PCS		1440035	2 x 50	PCS	
1440018	3/4 x 25	PCS					
1440019	1 x 20	PCS					
1440020	1 x 22	PCS					
1440021	1 x 25	PCS					
1440022	1 x 30	PCS					
1440027	1 1/4 x 35	PCS					
1440028	1 1/4 x 38	PCS					



**PP 90° Elbow M Pipe-to-Hose**

Nontoxic Polypropylene (PP) 90° elbow male pipe to hose for nautical applications.

Code	G Thread (") x mm	UM	€
1440180	1/2 x 13	PCS	
1440181	1/2 x 16	PCS	
1440182	1/2 x 20	PCS	
1440183	3/4 x 20	PCS	
1440184	1 x 20	PCS	
1440185	1 x 30	PCS	



**PL In-Line Joiner**

Plastic in line fitting.

Code	For Hose ø mm	UM	€
1422216	12/14/16	PCS	
1422222	18/20/22	PCS	



**PL Tee** Plastic tee fitting.

Code	For Hose ø mm	UM	€
1422310	10	PCS	
1422312	12	PCS	
1422314	14	PCS	
1422316	16	PCS	
1422320	20	PCS	
1422322	22	PCS	
1422325	25	PCS	



**PL Y Joiner**

Plastic Y fitting.

Code	For Hose ø mm	UM	€
1421310	10	PCS	
1421312	12	PCS	
1421314	14	PCS	
1421316	16	PCS	



**Water Tank PP Quick Fitting**

Polypropylene quick coupling connector with food EPDM seal for any type of water tank. Quick assembly from the outside with a simple hole. When the fitting is screwed in, the seal compresses and guarantees a tight seal.

Code	G Thread (")	Tank Hole ø mm	UM	€
1440400	1/2	29	PCS	
1440401	3/4	35	PCS	
1440402	1	43	PCS	
1440403	1 1/4	52	PCS	
1440404	1 1/2	59	PCS	
1440405	2	70	PCS	



**Diesel Tank PP Quick Fitting**

Polypropylene quick coupling connector with NBR Nitrile seal for diesel tanks. Quick assembly from the outside with a simple hole. When the fitting is screwed in, the seal compresses and guarantees a tight seal.

Code	G Thread (")	Tank Hole ø mm	UM	€
1440410	1/2	29	PCS	
1440411	3/4	35	PCS	
1440412	1	43	PCS	
1440413	1 1/4	52	PCS	
1440414	1 1/2	59	PCS	
1440415	2	70	PCS	



**Johnson Y Fitting**

Y Johnson Plastic fittings. Enable two pumps to discharge through a single line.

Code	For Hose ø mm	UM	€
<b>1426053</b>	38-38-25	PCS	
<b>1426054</b>	29/32-29/32-19	PCS	



**Johnson Check Valve**

Johnson Plastic check valve. It maintains priming in suction pipes. In line mount, maintenance and cleaning without using any tools.

Code	For Hose ø mm	UM	€
<b>1426050</b>	25/38 (1" - 1 1/2")	PCS	
<b>1426051</b>	19/32 (3/4" - 1" 1/4)	PCS	



**Johnson Bilge Strainer with Check Valve**

Johnson bilge strainer with non-return valve designed to prevent bilge debris blocking the inlet suction pipe. It maintains priming in suction pipes. Easy to maintain and clean without using any tools.

Code	For Hoses ø mm	UM	€
<b>1426039</b>	19/32 (3/4" - 1" 1/4) - 25/38 (1" - 1 1/2")	PCS	



**Suka Bilge Strainer**

Plastic bilge strainer with pipe-to-hose fitting.

Code	mm	For Hoses ø mm	UM	€
<b>1426024</b>	145 x 60 x H38	18/20/24	PCS	



**Bilge Strainer with Check Valve**

Horizontal and vertical bilge strainer with check valve.


Code	Ref	For Hoses ø mm	UM	€
<b>1426036</b>	Vertical	25/38 (1" - 1 1/2")	PCS	
<b>1426037</b>	Horizontal	25/38 (1" - 1 1/2")	PCS	



**Brass Bilge Strainer**

Brass bilge strainer with net filter and pipe-to-hose.

Code	mm	For Hoses ø mm	UM	€
<b>1426020</b>	80 x 70 x H21	20	PCS	
<b>1426025</b>	110 x 90 x H27	25	PCS	



**Stainless Steel Bilge Strainer**

316 Stainless Steel bilge strainer with 18/8 net filter and pipe-to-hose.

Code	mm	For Hoses ø mm	UM	€
<b>1426021</b>	80 x 70 x H21	20	PCS	
<b>1426026</b>	110 x 90 x H27	25	PCS	





**John Guest Speedfit Quick Fittings**

John Guest quick connect fittings for sanitary systems. Push-fit fastening system with Stainless Steel tweezers fitted for withholding the tubing and an O-ring fitted for ensuring a perfect seal. Operating temperature and pressure: Cold water supply: standard temperature from 1° to 20°. Maximum pressure 12 bar. Hot water supply: standard temperature 65° - 95° max. Maximum pressure 6 bar. The spigoted threaded terminal is inserted into a connecting elbow, into a T fitting or into a straight fitting when a threaded fitting is needed.



Code	Type	Ref	For Hose ø mm	Inch Connection	UM	€
1448020	A	Inline Connection	15		PCS	
1448050	B	Elbow Connection	15		PCS	
1448060	C	T Connection	15		PCS	
1448061	D	Head Threaded Elbow Connection	15	1/2	PCS	
1448030	E	Elbow Spigot Connection	15		PCS	
1448010	F	Inline Male Terminal with Spigot	15	3/8	PCS	
1448011	F	Inline Male Terminal with Spigot	15	1/2	PCS	
1448091	G	12 mm Pipe-to-Hose Connector	15		PCS	
1448000	H	Inline Male Terminal	15	3/8	PCS	
1448001	H	Inline Male Terminal	15	1/2	PCS	
1448003	I	Inline Male Brass Terminal	15	1/2	PCS	
1448040	K	Inline Female Terminal for Taps	15	1/2	PCS	
1448041	K	Inline Female Terminal for Taps	15	3/4	PCS	
1448021	L	Inline Female Terminal for Taps Brass Nut	15	1/2	PCS	
1448022	L	Inline Female Terminal for Taps Brass Nut	15	3/4	PCS	
1448051	M	Elbow Connection for Taps Brass Nut	15	1/2	PCS	
1448101	N	Flex Pipe Fast Connect	15	1/2	PCS	
1448102	N	Flex Pipe Fast Connect	15	3/4	PCS	



4 STOVES REFRIGERATORS/TOILETS PLUMBING/FITTINGS PUMPS



**John Guest Quick Fittings' Accessories**

John Guest quick connect fittings' accessories.



Code	Type	Ref	For Hose ø mm	UM	€
1448100	A	PEX Pipe 15 mm x 3 mt		PCS	
1448120100	B	15 mm LLDPE Flexible Hose x 100 mt BLUE		PCK	
1448122100	B	15 mm LLDPE Flexible Hose x 100 mt RED		PCK	
1448103	C	Compression Fittings Hose Insert	15	PCS	
1448110	D	Pipe Clamp	15	PCS	
1448111	E	Elbow Pipe Holder	15	PCS	
1448105	F	RED Identification Clip	15	PCS	
1448106	F	BLUE Identification Clip	15	PCS	
1448090	G	Wiretap Valve	15	PCS	
1448080	H	Tanks Through-Hull	15	PCS	
1448081	I	3/4 Connection Through-Hull Elbow	15	PCS	
1448122	L	Pipe Cutter	Up to 22	PCS	



- BD FAST QUICK CONNECT PIPE FITTINGS -

**BD Fast Compact Quick Coupling**

BD Fast Polypropylene quick pipe-to-hose coupling. Perfect to connect quickly any type of flexible hose to the water system. Watertight seal up to 16 bar. Eliminates the usual hose clamp.



Code	G Thread (")	For Hose ø mm	Hoses Thickness mm	UM	€
1440350	1/2	10	2<>3,5	PCS	
1440351	1/2	13	2<>3,5	PCS	
1440352	1/2	16	2<>4	PCS	
1440353	1/2	20	2,5<>4,5	PCS	
1440355	3/4	16	2<>4	PCS	
1440356	3/4	20	2,5<>4,5	PCS	



**BD Fast Quick Coupling**

BD Fast Polypropylene quick pipe-to-hose coupling. Perfect to connect quickly any type of flexible hose to the water system. Watertight seal up to 10 bar. Eliminates the usual hose clamp.



Code	G Thread (")	For Hose ø mm	Hoses Thickness mm	UM	€
1440302	1/2	20	2,5<>3,5	PCS	
1440303	3/4	20	2,5<>3,5	PCS	
1440304	3/4	25	2,5<>3,5	PCS	
1440306	1	25	2,5<>3,5	PCS	
1440307	1	30	2,5<>4	PCS	
1440308	1 1/4	30	2,5<>4	PCS	
1440311	1 1/2	38	3<>5	PCS	
1440312	1 1/2	40	3<>5	PCS	



**BD Fast 90° Compact Quick Coupling**

BD Fast Polypropylene 90° quick pipe-to-hose coupling. Perfect to connect quickly any type of flexible hose to the water system. Watertight seal up to 16 bar. Eliminates the usual hose clamp.



Code	G Thread (")	For Hose ø mm	Hoses Thickness mm	UM	€
1440340	1/2	10	2<>3,5	PCS	
1440341	1/2	13	2<>3,5	PCS	
1440342	1/2	16	2<>4	PCS	
1440343	3/4	16	2<>4	PCS	
1440345	3/4	20	2,5<>4,5	PCS	



**BD Fast 90° Quick Coupling**

BD Fast Polypropylene 90° quick pipe-to-hose coupling. Perfect to connect quickly any type of flexible hose to the water system. Watertight seal up to 10 bar. Eliminates the usual hose clamp.



Code	G Thread (")	For Hose ø mm	Hoses Thickness mm	UM	€
1440322	1	25	2,5<>3,5	PCS	
1440324	1 1/4	30	2,5<>4	PCS	
1440327	1 1/2	38	3<>5	PCS	
1440328	1 1/2	40	3<>5	PCS	



**AC R2T Press Bushings**

Carbon Steel press bushings for R2T tubing.

Code	Dim	UM	€
5351008	1/4"	PCS	
5351009	5/16"	PCS	
5351010	3/8"	PCS	
5351012	1/2"	PCS	



**AC R7 Press Bushings**

Carbon Steel press bushings for R7 tubing.

Code	Dim	UM	€
5351106	3/16"	PCS	
5351108	1/4"	PCS	
5351109	5/16"	PCS	
5351110	3/8"	PCS	
5351112	1/2"	PCS	



**AC R2T/R7 Press Fittings**

Carbon Steel press fittings for R2T/R7 tubing.

Code	Dim	UM	€
5351206	3/16"	PCS	
5351208	1/4"	PCS	
5351209	5/16"	PCS	
5351210	3/8"	PCS	
5351212	1/2"	PCS	



**AC R2T/R7 90° Press Fittings**

Carbon Steel 90° press fittings for R2T/R7 tubing.

Code	Dim	UM	€
5351306	3/16"	PCS	
5351308	1/4"	PCS	
5351309	5/16"	PCS	
5351310	3/8"	PCS	
5351312	1/2"	PCS	



**AC R2T Reusable Bushings**

Carbon Steel reusable bushings for R2T tubing.

Code	Dim	UM	€
5351018	1/4"	PCS	
5351019	5/16"	PCS	
5351020	3/8"	PCS	
5351022	1/2"	PCS	



**AC R7 Reusable Bushings**

Carbon Steel reusable bushings for R7 tubing.

Code	Dim	UM	€
5351116	3/16"	PCS	
5351118	1/4"	PCS	
5351119	5/16"	PCS	
5351120	3/8"	PCS	
5351122	1/2"	PCS	



**AC R2T/R7 Reusable Fittings**

Carbon Steel reusable fittings for R2T/R7 tubing.

Code	Dim	UM	€
5351216	3/16"	PCS	
5351218	1/4"	PCS	
5351219	5/16"	PCS	
5351220	3/8"	PCS	
5351222	1/2"	PCS	



**AC R2T/R7 90° Reusable Fittings**

Carbon Steel 90° reusable fittings for R2T/R7 tubing.

Code	Dim	UM	€
5351316	3/16"	PCS	
5351318	1/4"	PCS	
5351319	5/16"	PCS	
5351320	3/8"	PCS	
5351322	1/2"	PCS	



**Std. AC Nipple Adapters**

Carbon Steel nipple adapters.

Code	Dim	UM	€
5351504	1/4" x 1/4"	PCS	
5351508	3/8" x 3/8"	PCS	
5351512	1/2" x 1/2"	PCS	



**Rid. AC Nipple Adapters**

Carbon Steel nipple adapters.

Code	Dim	UM	€
5351601	1/4" x 1/8"	PCS	
5351603	3/8" x 1/8"	PCS	
5351604	3/8" x 1/4"	PCS	
5351605	1/2" x 1/4"	PCS	
5351608	1/2" x 3/8"	PCS	



**AC M/F Swiveling Adapters**

Carbon Steel swiveling adapters.

Code	Dim	UM	€
5351734	1/4" x 1/4"	PCS	
5351738	3/8" x 3/8"	PCS	
5351742	1/2" x 1/2"	PCS	



**AC M/F 90° Swiveling Adapters**

Carbon Steel 90° swiveling adapters.

Code	Dim	UM	€
5351754	1/4" x 1/4"	PCS	
5351758	3/8" x 3/8"	PCS	
5351762	1/2" x 1/2"	PCS	



**Double Cone Brass Fittings**

Double cone Brass fittings for copper tubes.

Code	G Thread (")	For Tubes ø mm	UM	€
1436708	1/4	8	PCS	
1436710	1/4	10	PCS	
1436712	3/8	12	PCS	
1436714	1/2	14	PCS	



- HYDRAULIC O-RINGS AND TUBING -

**Bonded Seal Washers**

Reusable bonded seal washers. They replace Teflon and Copper seal washers.

Code	ø (")	UM	€
5355404	1/4 x 1/4	PCS	
5355408	3/8 x 3/8	PCS	
5355412	1/2 x 1/2	PCS	



**BSP O-Rings Kit**

382 pieces of O-Rings of various sizes in inches. Professional quality. Material: Nitrile NBR (Nitrile Butadene Rubber)

Code	UM	€
5355450	PCK	



**M O-Rings Kit**

404 Pieces of O-Rings of various metric sizes. Professional quality.

Code	UM	€
5355454	PCK	



**O-Rings Service Kit**

Professional quality O-Rings Service Kit that allows to compose any kind of O-Ring size. It contains 2 meter tubes each of the following diameters: 1.78/2.2.4/2.62/3/3.53/4/4.5/5/5.34/5.7/6/7/8 mm

Code	UM	€
5355469	PCK	



**SAE100 R7 Flex Tubing**

Resistant, flexible and lightweight SAE100 R7 flex tubing. For steering systems, gangways etc.

Code	Inner mm	Outer mm	Coil m	UM	€
535013510	8,0	14,4 (5/16")	10	PCK	
535013520	8,0	14,4 (5/16")	20	PCK	
535013530	8,0	14,4 (5/16")	30	PCK	
535013610	9,7	16,0 (3/8")	10	PCK	
535013620	9,7	16,0 (3/8")	20	PCK	
535013630	9,7	16,0 (3/8")	30	PCK	



**Flex Fuel Hose**

Flexible fuel hose.



Code	Inner ø mm	L m	UM	€
<b>4036000</b>	7	25	PCK	



**ExtraFlex Fuel Hose**

High quality and durable fuel hose, remains flexible over time. Outer diameter 14mm.



Code	Inner ø mm	L m	UM	€
<b>4036004</b>	8	25	PCK	



**GreyFlex Fuel Hose**

"Like Genuine" grey flexible and tough fuel hose.



Code	Inner ø mm	L m	UM	€
<b>4036002</b>	8 (5/16)	15	PCK	
<b>4036005</b>	10 (3/8)	15	PCK	



**ISO GreyFlex Fuel Hose**

Certified UNI EN ISO 8469 B1 high quality and durable fuel hose.



Code	Inner ø mm	L m	UM	€
<b>4036008</b>	8	25	PCK	



**R.I.Na. Fuel Hose**

Self-extinguishing rubber hose for fuel supply and intake. R.I.Na. and CE certified.



Code	Inner mm	Outer mm	Coil m	UM	€	Code	Inner mm	Outer mm	Coil m	UM	€
<b>140200620</b>	6	16	20	PCK		<b>140203810</b>	38	52	10	PCK	
<b>140200820</b>	8	17	20	PCK		<b>140204010</b>	40	54	10	PCK	
<b>140201020</b>	10	19	20	PCK		<b>140205010</b>	50	65	10	PCK	
<b>140201320</b>	12	22	20	PCK							
<b>140201520</b>	16	26	20	PCK							
<b>140201920</b>	19	30	20	PCK							
<b>140202520</b>	25	37	20	PCK							
<b>140203020</b>	30	42	20	PCK							



**R.I.Na. Helix Wired Fuel Hose**

Self-extinguishing rubber double Steel helix wired hose for fuel supply and intake. R.I.Na. and CE certified.



Code	Inner mm	Outer mm	Coil m	UM	€
<b>140213810</b>	38	48	10	PCK	
<b>140215010</b>	51	61	10	PCK	



**R.I.Na. DIP - 100°C Smooth Engine Exhaust Hose**

Steel helix wire flexible Rubber smooth exhaust hose. For engine water and engine exhaust gas up to 100°C.

Standards: SAE J 2006: 03 R2-ISO 13363:04-Type 2 Class B.

Approved: R.I.Na.-LLOYD'S REGISTER nr.96/00126 (E3).



Code	Inner mm	Outer mm	Coil m	UM	€
140331910	19	28	10	PCK	
140332510	25	34	10	PCK	
140333010	30	39	10	PCK	
140334010	40	49	10	PCK	
140334510	45	54	10	PCK	
140335010	51	61	10	PCK	
140336010	60	70	10	PCK	



**R.I.Na. DIP - 100°C Corrugated Engine Exhaust Hose**


Steel helix wire flexible corrugated Rubber exhaust hose. For engine water and engine exhaust gas up to 100°C.

Standards: SAE J 2006:2003 R2-ISO 13363:2004-Type 2 Class B.

Approved: LLOYD'S REGISTER N.96/00127 - R.I.Na. N.DIP 075110CS.



Code	Inner mm	Outer mm	Coil m	UM	€
140354010	40	48	10	PCK	
140354510	45	53	10	PCK	
140355010	50	60	10	PCK	
140356010	60	70	10	PCK	
140357510	75	85	10	PCK	
140358010	80	90	10	PCK	
140359010	90	100	10	PCK	
140360005	102	115	5	PCK	
140360010	102	115	10	PCK	
140361005	110	122	5	PCK	
140361010	110	122	10	PCK	
140361205	127	139	5	PCK	
140361210	127	139	10	PCK	
140361505	152	164	5	PCK	
140361510	152	164	10	PCK	



**Hot Water Boiler Hose**

Hot resistant Rubber hose for boilers, water heaters and for any water high temperature conduct.

Code	Inner mm	Outer mm	Coil m	UM	€
140027310	13	23	10	PCK	
140027320	13	23	20	PCK	
140027610	16	26	10	PCK	
140027620	16	26	20	PCK	
140027810	20	30	10	PCK	
140027820	20	30	20	PCK	




**Refittex Hose**

Fabric reinforced PVC hose. Ideal for hot and cold water supply inside the boat. Compliant with European directive Reg. (EU) 10/2011 for A-B-C simulants.



Code	Inner mm	Outer mm	Coil m	Colour	UM	€
140021250	12,3	20	50	BLUE	PCK	
140021350	12,3	20	50	RED	PCK	
140021950	19	28	50	BLUE	PCK	
140022050	19	28	50	RED	PCK	



**Diamond Sanitation Hose (No Smell)**

Solid metal-free spiral pipe combined with special elastomers that makes it extremely light, robust and easy to install. The functional, odor-absorbing, low-permeability material prevents the diffusion of fumes, ensuring a pleasant navigation. Lloyd certified.

Code	Inner mm	Outer mm	Coil m	UM	€
140092020	20	29	20	PCK	
140092520	25	34	20	PCK	
140093820	38	50	20	PCK	



**WC Sanipomp Hose (No Smell)**

Helical Steel wire odorless rubber hose. Designed for toilets and sanitation systems, it blocks unpleasant odors.

Code	Inner mm	Outer mm	Coil m	UM	€
140032010	20	29	10	PCK	
140032510	25	35	10	PCK	
140033810	38	48	10	PCK	



**Sanitation Hose**

Helical Steel wire reinforced PVC hose. For water intake and drain, sanitation and toilets.

Code	Inner mm	Outer mm	Coil m	UM	€
140011430	14	21	30	PCK	
140011630	16	23	30	PCK	
140012030	20	27	30	PCK	
140012530	25	33	30	PCK	
140013030	30	38	30	PCK	
140013530	35	44	30	PCK	
140013815	38	48	15	PCK	
140014015	40	50	15	PCK	
140014515	45	54	15	PCK	
140015015	50	61	15	PCK	



**Armoflex Grey Hose**

Helical Steel wire reinforced PVC hose. For water intake and drain, for sanitation system and gray water.

Code	Inner mm	Outer mm	Coil m	UM	€
140041630	16	22,6	30	PCK	
140042030	20	27,2	30	PCK	
140042530	25	33	30	PCK	
140043030	30	38	30	PCK	
140043815	38	47	15	PCK	



**Armo Hose**

Helical Steel wire reinforced PVC hose. For water intake and drain.

Code	Inner mm	Outer mm	Coil m	UM	€	Code	Inner mm	Outer mm	Coil m	UM	€
140001030	10	16	30	PCK		140003030	30	38,4	30	PCK	
140001230	12	18	30	PCK		140003530	35	44	30	PCK	
140001430	14	20,4	30	PCK		140003815	38	47	15	PCK	
140001630	16	22,4	30	PCK		140004015	40	49	15	PCK	
140001830	18	24,4	30	PCK		140004515	45	55	15	PCK	
140002030	20	27	30	PCK		140005015	50	60	15	PCK	
140002530	25	33	30	PCK		140006015	60	72	15	PCK	
140002830	28	36	30	PCK							



**Refittex Crystal Hose**

Non-toxic transparent PVC hose for food liquids, also suitable for bilge water and pressurized air. Very flexible, resistant to weathering and most chemicals. Compliant with European directive Reg.(EU)10/2011 for A-B-C-D1 simulants.

The breaking pressure is equal to three times the working pressure indicated in the table.

Code	Int mm	Ext mm	Pressure bar	Coil m	UM	€
140601010	10	16	20	50	PCK	
140601210	12	18	12	50	PCK	
140601605	16	22	10	50	PCK	
140601905	19	26	10	25	PCK	
140602505	25	33	8	25	PCK	



**Ocean Anti-Torsion Hose**

Braid-reinforced nontoxic PVC anti-torsion hose for boat washing and water inlet. Temperature range: -10°/+60°C

Code	Inner mm	Outer mm	Coil m	UM	€
140611225	12/13	17	25	PCK	
140611625	15/16	21	25	PCK	
140612025	19/20	25	25	PCK	
140612525	25	32	25	PCK	



**Portable Hose Box**

Portable hose box complete with nozzle and quick couplings for connection to the faucet. Operating pressure 6 bar, burst pressure 24 bar.

Code	L m	UM	€
1428050	18	PCS	



**Hose Reel Cart Cyber**

Plastic Cyber hose reel cart complete with 1/2" hose, nozzle, 3 quick couplings and 3/4" faucet threaded connection.

Code	UM	€
1428060	PCS	



**Stretch Hose Extendible Hose**

Extendible stretch hose with quick fittings and 7-function spray gun.

- Practic, it expands when in use and contracts back when the water is turned off
- Flexible, will never twist or kink, maintains constant pressure
- Compact and light, easy to store in narrow spaces
- Covered with a strong protection webbing

Warning:

- 1) Never leave the hose under pressure when the spray gun is shut off
- 2) During washing breaks use the outlet lock lever to let out some water

Code	L m	Colour	UM	€
1428023	5<->15	BLUE	PCS	
1428024	8<->22	ORANGE	PCS	



**Yoyo Extensible Water Hose**

Yoyo extensible water hose, lightweight, compact and easy to handle. The package consists of a tube complete with fittings and multi-jet gun. Thanks to its special manufacture, the hose does not twist and does not choke, assuring a constant flow of water. When activated, the hose stretches approximately twice its original length. At the purchase of 36 pcs of 1428035 or 24 pcs of 1428037 you receive the Fitt display as a gift.

Code	L m	UM	€
1428035	15	PCS	
1428037	30	PCS	





**S/Steel Germany Type Clamp 9**

Full strip DIN 3017 thin clamp. Stainless Steel strip, housing and screw. Smooth edges, does not damage clamped hoses.



Code	Dia. Range mm	Band mm	UM	€
1400805	8/12	9	PCS	
1400806	10/16	9	PCS	
1400810	12/22	9	PCS	
1400814	16/27	9	PCS	
1400820	20/32	9	PCS	
1400824	25/40	9	PCS	
1400830	30/45	9	PCS	
1400835	32/50	9	PCS	
1400840	40/60	9	PCS	



**S/Steel Germany Type Clamp 12**

Full strip DIN 3017 standard clamp. Stainless Steel strip, housing and screw. Smooth edges, does not damage clamped hoses.



Code	Dia. Range mm	Band mm	UM	€
1401410	12/22	12	PCS	
1401414	16/27	12	PCS	
1401418	20/32	12	PCS	
1401421	25/40	12	PCS	
1401427	35/50	12	PCS	
1401440	40/60	12	PCS	
1401450	50/70	12	PCS	
1401460	60/80	12	PCS	
1401470	70/90	12	PCS	
1401480	80/100	12	PCS	
1401490	90/110	12	PCS	



**S/Steel Hi-Torque Clamp HD**

Heavy duty very sturdy construction clamp with 3 times superior fastening torque. Stainless Steel strip, housing and screw.



Code	Dia. Range mm	Band mm	UM	€
1401825	27/51	15.8	PCS	
1401832	33/57	15.8	PCS	
1401845	46/70	15.8	PCS	
1401857	59/83	15.8	PCS	
1401870	71/95	15.8	PCS	
1401883	84/108	15.8	PCS	
1401895	90/114	15.8	PCS	
1401908	103/127	15.8	PCS	
1401912	117/140	15.8	PCS	
1401913	130/152	15.8	PCS	
1401914	141/165	15.8	PCS	
1401916	157/178	15.8	PCS	

Code	Dia. Range mm	Band mm	UM	€
1401917	168/216	15.8	PCS	
1401918	181/254	15.8	PCS	
1401923	238/311	15.8	PCS	



**S/Steel T-Bolt Collar HD**

Professional heavy duty bolt collar with 5 times superior fastening torque. Stainless Steel strip, nut and screw.



Code	Dia. Range mm	UM	€
1401529	29/31	PCS	
1401532	32/35	PCS	
1401536	36/39	PCS	
1401540	40/43	PCS	
1401544	44/47	PCS	
1401548	48/51	PCS	
1401552	52/55	PCS	
1401556	56/59	PCS	
1401560	60/63	PCS	
1401562	64/67	PCS	
1401568	68/73	PCS	
1401570	74/79	PCS	

Code	Dia. Range mm	UM	€
1401580	80/85	PCS	
1401586	86/91	PCS	
1401590	92/97	PCS	
1401595	98/103	PCS	
1401596	104/112	PCS	
1401597	113/121	PCS	
1401598	122/130	PCS	
1401599	131/139	PCS	
1401601	140/148	PCS	
1401602	149/161	PCS	
1401603	162/174	PCS	
1401604	175/187	PCS	
1401605	188/200	PCS	



**Clamp Chocks**

Rubber seal clamp chock to hold and fix all type of hoses, pipes and wires. 304 Stainless Steel strip.



Code	Dia. Range mm	Band mm	UM	€
1400508	8	16	PCS	
1400510	10	16	PCS	
1400512	12	16	PCS	
1400514	14	16	PCS	
1400516	16	16	PCS	
1400518	18	16	PCS	
1400520	20	16	PCS	
1400522	22	16	PCS	
1400525	25	16	PCS	
1400530	30	16	PCS	
1400535	35	16	PCS	
1400540	40	16	PCS	

Code	Dia. Range mm	Band mm	UM	€
1400550	50	16	PCS	
1400560	60	16	PCS	



**Classic Bailer**

Classic Plastic bailer.

Code	mm	UM	€
<b>1836000</b>	110 x 365	PCS	

**Large Bailer**


Reinforced large Plastic bailer.

Code	mm	UM	€
<b>1836003</b>	220 x 410	PCS	

**Compact Bailer**

PVC compact bailer.

Code	mm	UM	€
<b>1836001</b>	125 x 180	PCS	

**Bailer with Funnel**

Plastic bailer with funnel.

Code	mm	UM	€
<b>1836002</b>	110 x 290	PCS	

**Manual Bilge Pump**

High quality and capacity intake manual bilge pump.

Code	L mm	UM	€
<b>1835535</b>	35	PCS	
<b>1835555</b>	55	PCS	
<b>1835575</b>	75	PCS	

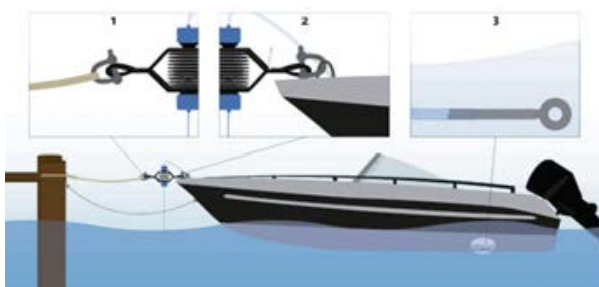


M T M

**Drainman Bilge Pump**

Drainman Bilge Pump and Mooring Snubber. It activates automatically thanks to the natural force of waves and wind by the pull generated on the mooring line. Can pump up to 2500 liters of water per day. Manufactured with resistant materials, can sustain pulls up to 1500 Kg. Neoprene covered for a perfect protection from UV rays and wearing.

Code	UM	€
<b>1834050</b>	PCS	



UNIMER

**AA Compact Diaphragm Bilge Pump**

Diaphragm compact manual bilge pump.

Code	Lt/min	Ports ø mm	UM	€
<b>1834020</b>	40	25 (1")	PCS	

**AA Standard Diaphragm Bilge Pump**

Diaphragm standard manual bilge pump.

With removable lever to optimize space. Height with closed lever 9 cm.

Code	Lt/min	Ports ø mm	UM	€
<b>1834022</b>	55	25-38 (1" - 1 1/2")	PCS	

**SeaFlo Diaphragm Bilge Pump**

SeaFlo diaphragm compact manual bilge pump. Tough and lightweight Polypropylene body, EPDM valve and diaphragm, Stainless Steel screws. With easy remove rotating head to optimize efficiency and maintenance.

Code	Lt/min	Ports ø mm	UM	€
<b>1834026</b>	45	38 (1 1/2")	PCS	

**RM69 S Diaphragm Bilge Pump**

RM69 S Diaphragm compact manual bilge pump.

Code	Lt/min	Ports ø mm	Spare Parts	UM	€
<b>1834040</b>	40	25 (1")		PCS	
<b>1834041</b>			Diaphragm Kit	PCK	

**RM69 M Diaphragm Bilge Pump**

RM69 M Diaphragm manual bilge pump.

Code	Lt/min	Ports ø mm	Spare Parts	UM	€
<b>1834060</b>	60	38 (1 1/2")		PCS	
<b>1834061</b>			Diaphragm Kit	PCK	



**AA Universal Diaphragm Bilge Pump**

High capacity diaphragm manual bilge pump. Universal on-deck or bulkhead mount. With removable lever to optimize space.



Code	Lt/min	Ports ø mm	UM	€
1834025	75	38 (1" 1/2)	PCS	




**Duo-Large Diaphragm Bilge Pump**

High capacity double action double diaphragm bilge pump.



Code	Lt/min	Port ø mm	Accessories	Spare Parts	UM	€
1835090	90	38			PCS	
1835290			Thru-Deck Bulkhead Mount		PCS	
1835190				Diaphragm Kit	PCS	




**Viking Flush Diaphragm Bilge Pump**

Flush bulkhead mount diaphragm bilge pump. Always ready for use thanks to the intergated handle. Instant self-priming up to 3.3 meters. Inlet and outlet fittings can be turned in any direction.



Code	Lt/min	Ports ø mm	Cut Out ø mm	UM	€
1834101	40	25-38 (1" - 1" 1/2)	140	PCS	



**AA Bulkhead Diaphragm Bilge Pump**

Completely flushed diaphragm manual bilge pump. Bulkhead mount with flush lever. Always ready for use thanks to the integrated handle.



Code	Lt/min	Ports ø mm	UM	€
1834030	35	25 (1")	PCS	



**RM69 MP Diaphragm Bilge Pump**

RM69 MP Diaphragm manual bilge pump. Deck or bulkhead mount. Pump body: 240 x 240 x 150 mm. Flange diameter 150 mm.



Code	Lt/min	Ports ø mm	Spare Parts	UM	€
1834064	60	38 (1" 1/2)		PCS	
1834061			Diaphragm Kit	PCK	



**Rule C Bilge Pump**

Rule compact submersible bilge pump. Complete with check valve and safety thermal cut-out.

Dimensions 64 x 74 x H99 mm (Model 1100 = H111 mm).

Code	Ref	Capacity Lt/min	Port ø mm	V	UM	€
<b>1821503</b>	360	23	20 (3/4")	12	PCS	
<b>1821505</b>	500	32	20 (3/4")	12	PCS	
<b>1821511</b>	1100	69	25-30 (1"-1 1/8")	12	PCS	


**Rule L Bilge Pump**

Rule L great capacity and resistance submersible bilge pump.

Code	Ref	Capacity Lt/min	Port ø mm	V	UM	€
<b>1821515</b>	1500	95	30	12	PCS	
<b>1821516</b>	1500	95	30	24	PCS	
<b>1821520</b>	2000	126	30	12	PCS	
<b>1821524</b>	2000	126	30	24	PCS	


**Rule HD Bilge Pump**

Rule HD great capacity and resistance submersible bilge pump.

Code	Ref	Capacity Lt/min	Port ø mm	V	UM	€
<b>1821530</b>	3700	233	38	12	PCS	
<b>1821534</b>	3700	233	38	24	PCS	


**Rule Automatic Bilge Pump**

Rule submersible automatic bilge pump. Activates automatically when water is detected in the bilge.

Code	Ref	Capacity Lt/min	Port ø mm	V	UM	€
<b>1821605</b>	500	32	20	12	PCS	
<b>1821611</b>	1100	69	30	12	PCS	


**Rule-Mate Automatic Bilge Pump**

Rule-Mate automatic submersible bilge pump. Activates automatically when water is detected in the bilge. Dimensions: 130 x 73 x H112

Code	Ref	Capacity Lt/min	Port ø mm	V	UM	€
<b>1821615</b>	500B	32	20/25	12	PCS	
<b>1821617</b>	800B	47	20/25/30	12	PCS	
<b>1821619</b>	1100B	69	20/25/30	12	PCS	
<b>1821620</b>	1100B	69	20/25/30	24	PCS	



**Johnson CRT Bilge Pump**

Johnson Cartridge submersible great quality and long life bilge pump. Easy to open and clean.

Code	Ref	Capacity Lt/min	Port ø mm	V	UM	€
1822005	L450	40	20	12	PCS	
1822007	L550	50	20	12	PCS	
1822010	L650	63	20	12	PCS	
1822012	L750	73	30	12	PCS	



SPXFLOW  
Johnson Pump

**Johnson Dura Bilge Pump**

Johnson Dura great capacity and long life submersible bilge pump. Designed and built with great reliability and long life materials.

Code	Ref	Capacity Lt/min	Port ø mm	V	UM	€
1822016	1600	100	30	12	PCS	
1822018	1600	100	30	24	PCS	
1822022	2200	132	30/38	12	PCS	
1822024	2200	132	30/38	24	PCS	



SPXFLOW  
Johnson Pump

**Johnson Heavy Duty Bilge Pump**

Johnson Heavy Duty great capacity and long life submersible bilge pump. Designed and built with great reliability and long life materials.

Code	Ref	Capacity Lt/min	Port ø mm	V	UM	€
1822042	L4000	252	38/45 (1" 1/2 - 2")	12	PCS	
1822044	L4000	252	38/45 (1" 1/2 - 2")	24	PCS	



SPXFLOW  
Johnson Pump

**Johnson Automatic Bilge Pump**

Johnson submersible automatic bilge pump. Activates automatically when water is detected in the bilge.

Code	Ref	Capacity Lt/min	Port ø mm	V	UM	€
1822405	L550UC	35	20	12	PCS	
1822612	L750UC	47	30	12	PCS	
1822614	L750UC	47	30	24	PCS	



SPXFLOW  
Johnson Pump

**Johnson Automatic Ultima Bilge Pump**

Johnson Ultima automatic submersible bilge pump with built-in level switch. Activates automatically when water is detected in the bilge.

Code	Ref	Capacity Lt/min	Port ø mm	V	UM	€
1822416	600GPH	38	20 (3/4")	12	PCS	
1822418	800GPH	50	20 (3/4")	12	PCS	
1822420	1000GPH	63	20 (3/4")	12	PCS	
1822422	1250GPH	79	28-32 (1" 1/8-1" 1/4)	12	PCS	



SPXFLOW  
Johnson Pump

**Attwood Tsunami Bilge Pump**

Attwood Tsunami bilge pump with 3 YEARS WARRANTY. Quick opening filter base for easy cleaning.

Code	Ref	Capacity Lt/min	Port ø mm	V	UM	€
<b>1821805</b>	T500	32	20 (3/4")	12	PCS	
<b>1821808</b>	T800	50	20 (3/4")	12	PCS	
<b>1821812</b>	T1200	76	30 (1" 1/8)	12	PCS	



attwood

**Attwood HD Bilge Pump**

Attwood HD heavy duty submersible bilge pump with 3 YEARS OF WARRANTY. Stainless Steel motor shaft and moulded seals to prevent infiltrations.

Code	Ref	Capacity Lt/min	Port ø mm	V	UM	€
<b>1821817</b>	HD1700	107	30 (1" 1/8)	12	PCS	
<b>1821820</b>	HD2000	126	30 (1" 1/8)	12	PCS	
<b>1821822</b>	HD2000	126	30 (1" 1/8)	24	PCS	



attwood

**Sahara Automatic Bilge Pump**

Attwood Sahara automatic bilge pump with 3 YEARS WARRANTY. Activates automatically when water is detected in the bilge. Quick opening filter base for easy cleaning.

Code	Ref	Capacity Lt/min	Port ø mm	V	UM	€
<b>1821855</b>	S500	32	20 (3/4")	12	PCS	
<b>1821857</b>	S750	47	20 (3/4")	12	PCS	
<b>1821861</b>	S1100	69	30 (1" 1/8)	12	PCS	



attwood

**Ocean HD Bilge Pump**

Ocean HD bilge pump for intensive use with shockproof plastic case. Water cooled electric motor with Stainless Steel shaft, double ball bearings and mechanical seal. Complete with non-return valve, compliant with ISO8848 EN55014 Marine. Dimensions 170 x 158 x dia 130 mm.

Code	Ref	Capacity Lt/min	Port ø mm	V	UM	€
<b>1820117</b>	1750	110	32-38 (1" 1/4-1" 1/2)	12	PCS	
<b>1820118</b>	1750	110	32-38 (1" 1/4-1" 1/2)	24	PCS	
<b>1820122</b>	2250	140	32-38 (1" 1/4-1" 1/2)	12	PCS	
<b>1820123</b>	2250	140	32-38 (1" 1/4-1" 1/2)	24	PCS	



Ocean

**Ocean Laguna Automatic Bilge Pump**

Ocean Laguna automatic bilge pump, activates automatically when water is detected in the bilge. Water cooled electric motor for an increased durability. Filter base can be opened for easy cleaning.

Code	Ref	Capacity Lt/min	Port ø mm	V	UM	€
<b>1820105</b>	500 GPH	32	20	12	PCS	
<b>1820107</b>	750 GPH	47	20	12	PCS	
<b>1820111</b>	1100 GPH	69	30	12	PCS	



Ocean

**BW-C Bilge Pump**

BW-C compact submersible bilge pump.

Code	Ref	Capacity Lt/min	Port ø mm	V	UM	€
1821005	WB-550	35	20	12	PCS	
1821011	WB-1100	69	30	12	PCS	



**BW-M Bilge Pump**

BW-M medium capacity submersible bilge pump.

Code	Ref	Capacity Lt/min	Port ø mm	V	UM	€
1821015	WB-1500	95	30	12	PCS	
1821016	WB-1500	95	30	24	PCS	
1821020	WB-2000	126	30	12	PCS	
1821021	WB-2000	126	30	24	PCS	



**BW-L Bilge Pump**

BW-L big capacity submersible bilge pump.

Code	Ref	Capacity Lt/min	Port ø mm	V	UM	€
1821037	WB-3700	233	38	12	PCS	
1821038	WB-3700	233	38	24	PCS	
1821047	WB-4700	297	50	12	PCS	
1821048	WB-4700	297	50	24	PCS	



**BW Automatic Bilge Pump**

BW automatic bilge pump, activates automatically when water is detected in the bilge. Water cooled electric motor for an increased durability. Filter base can be opened for easy cleaning.

Code	Ref	Capacity Lt/min	Port ø mm	V	UM	€
1821106	500 GPH	32	20	12	PCS	
1821112	1100 GPH	69	30	12	PCS	
1821122	2000 GPH	126	30	12	PCS	
1821124	2000 GPH	126	30	24	PCS	



**SeaFlo Bilge Pump**

SeaFlo corrosion free components submersible bilge pump. Easy to open and clean. Complete with 19 mm (3/4") fittings kit.

Code	Ref	Capacity Lt/min	Port ø mm	V	UM	€
1821203	SF-350-12V	22	20	12	PCS	
1821206	SF-600-12V	38	20	12	PCS	
1821208	SF-800-12V	50	20	12	PCS	





**AA Control Panel**

AA control panel with 3 position switch: On - Off - Auto.

Code	UM	€
1823027	PCS	

**Fail-Safe Control Panels**

3 positions control panel: On - Off - Auto.

Code	Type	UM	€
1823030	Horizontal	PCS	
1823031	Vertical	PCS	

**Startech Bilge Pump Switch Panel**

UV Resistant stabilized Plastic 3 positions auto-off-manual bilge pump switch panel. With Nitrile gasket, Stainless Steel screws, 10A circuit breaker and preprinted label.

Code	Dim mm	V	UM	€
2102783	60 x 100	12/24	PCS	

**AA Fail-Safe Control Panel**

Backlighted switch 12V control panel with 3 positions: Automatic - Off - Manual with the "Fail-safe" device (automatic return to off from manual position).

Code	UM	€
1823034	PCS	

**Rule Fail-Safe Control Panel**

Backlighted switch control panel with 3 positions: Automatic - Off - Manual with the Rule "fail-safe" device (automatic return to off from manual position).

Code	V	UM	€
1823037	12	PCS	
1823038	24	PCS	

**Johnson Control Panel**

Johnson backlighted switch control panel with 3 positions: Automatic - Off - Manual.

Code	V	UM	€
1823023	12	PCS	
1823024	24	PCS	

**Bilge Alarm System**

Wear resistant bilge water alarm system equipped with a watertight minisensor without mechanical parts in motion. Dim: 26 x 65 x 5 mm.

Code	V	UM	€
1823502	12	PCS	
1823504	24	PCS	



**El-Marine Floating Switch**

Bilge pump switch with floating lever.  
Universal power supply 6-12-24-32 V.



Code	UM	€
<b>1823000</b>	PCS	



**BW Floating Switch**

Bilge pump switch with floating lever.  
Universal power supply 6-12-24-32 V.



Code	UM	€
<b>1823006</b>	PCS	



**Rule Floating Switch**

Rule Bilge pump switch with floating lever.  
Universal power supply 6-12-24-32 V.



Code	UM	€
<b>1823606</b>	PCS	



**Attwood Flat Floating Switch**

Attwood extra flat bilge pump switch with floating lever.  
Universal 12/24V power supply.



Code	UM	€
<b>1823002</b>	PCS	



**Johnson Floating Switch**

Johnson Bilge pump switch with floating lever.  
Universal power supply 6-12-24-32 V.



Code	UM	€
<b>1823005</b>	PCS	



**El-Marine Cage Floating Switch**

Bilge pump switch with floating lever and guard cover.  
Universal power supply 6-12-24-32 V.



Code	UM	€
<b>1823004</b>	PCS	



**Johnson Ultima Electronic Switch**

Johnson universal electronic switch for 12/24V bilge pumps. Watertight, wear resistant, without mechanical parts in motion. Dim: 85 x 67 x 29 mm

Code	A	V	UM	€
<b>1823515</b>	20	12/24	PCS	



**Attwood S3 Electronic Switch**

Electronic switch that detects any type of liquid in the bilge. Would not expose the pump to continuous cycling because identifies false starts due to splashing water or dirt. Outstanding lifetime with 5 YEARS OF WARRANTY because built without mechanical parts in motion.

Code	A	V	UM	€
<b>1823058</b>	15	12	PCS	



**Quick Electronic Switches**

Electronic switch for bilge pumps without mechanical parts in motion. It detects the presence of water avoiding false switch-on/off. Can be manually activated from remote switch. Universal 12/24V power supply. IP68 protection.



Code	A	Dimensions mm	UM	€
<b>1823010</b>	10	75 x 90 x 38	PCS	
<b>1823015</b>	15	75 x 90 x 38	PCS	
<b>1823020</b>	20	75 x 90 x 38	PCS	



**Bindino RPL105 Electronic Switch**

Automatic bilge pump switch. Controls the presence of water while preventing unnecessary activations of the pump. Universal 12/24V power supply. IP68 protection.



Code	Dimensions mm	UM	€
<b>1823016</b>	53 x 78 x 35	PCS	



**Attwood Tsunami Aerating Pumps**

Attwood Tsunami live well aerating pumps with 3 YEARS WARRANTY. Easy opening for cleaning.

Code	Ref	Capacity Lt/min	Port ø mm	V	UM	€
<b>1821845</b>	T500	32	20 (3/4")	12	PCS	
<b>1821848</b>	T800	50	20 (3/4")	12	PCS	



**Attwood Tsunami Double Aerating Pump**

Attwood Tsunami live well aerating pumps with 3 YEARS WARRANTY. Double outlet that allows to supply more applications. Easy opening for cleaning.

Code	Ref	Capacity Lt/min	Port ø mm	V	UM	€
<b>1821852</b>	T800	50	20 (3/4")	12	PCS	



**Attwood Tsunami Recirc Aerating Kit**

Attwood Tsunami Recirc aerating kit that allows forced circulation and independent live well water aeration without external drain socket. Includes:

- 1 Tsunami 500GPH pump
- 1 Nozzle
- 1 Stainless Steel filter
- 2 Hose clamps
- 1 Hose 3/4" 0,5 meters
- 1 Pipe-to-hose

Code	Ref	Capacity Lt/min	V	UM	€
<b>1821847</b>	T500 Recirc	32	12	PCS	



**Attwood Aerating Pumps Accessories and Spare Parts**

Accessories and spare parts for Attwood aerating systems. Mount brackets allows to mount aerating pump on the base. Nozzles are adjustable with 90° elbow. The drain socket with filter prevents aerating pump obstruction. Maximum bulkhead thickness 45 mm.

Code	Ref	UM	€
<b>1821884</b>	3/4" Mount Bracket	PCS	
<b>1821880</b>	3/4" Drain Socket with Filter	PCS	
<b>1821881</b>	Plastic Filter for 3/4" Drain Socket	PCS	
<b>1821885</b>	3/4" Nozzle	PCS	



**SeaFlo Live Well Aerating Pumps**

SeaFlo live well aerating pumps with straight and elbow connection. Easily removable for cleaning.

Code	Ref	Dip Tube	Capacity Lt/min	Port ø mm	V	UM	€
<b>1821227</b>	SF-G800	Straight	50	19	12	PCS	
<b>1821229</b>	SF-G800	Elbowed	50	19	12	PCS	



**Johnson Live Well Aerating Pumps**

Johnson live well aerating pumps with straight and elbowed connection. Great power and reliability, built for a long life. Easily removable for cleaning.

Code	Ref	Dip Tube	Capacity Lt/min	Port ø mm	V	UM	€
<b>1822828</b>	750	Straight	47	19	12	PCS	
<b>1822838</b>	750	Elbowed	47	19	12	PCS	



**Portable Johnson Live Well Aerating Kit**

Johnson portable live well aerating kit. Complete with all mount accessories.

Code	Ref	Capacity Lt/min	Port ø mm	V	UM	€
<b>1822852</b>	450	28	19	12	PCS	



- DECK WASHING SYSTEM PUMPS -

**Johnson Aqua Jet Deck Wash Pump 3.5**

Aqua Jet 3.5 pump complete with pistol nozzle and hose connection. For washing decks, tenders, bilges, cars etc.

Code	Lt/h	V	UM	€
<b>1825902</b>	820	12	PCS	
<b>1825904</b>	820	24	PCS	



**Johnson Aqua Jet Deck Wash Pump Kit 5.2**

Aqua Jet 5.2 pump kit complete with pistol nozzle, hoses, control panel and accessories. For washing decks, tenders, bilges, cars etc.

Code	Lt/h	V	UM	€
<b>1825905</b>	1180	12	PCS	
<b>1825906</b>	1180	24	PCS	



**SeaFlo Washdown Deck Wash Pump Kit**

SeaFlo pump kit complete with pistol nozzle, hoses and accessories. For washing decks, tenders, bilges, cars etc.

Code	Lt/h	V	UM	€
<b>1825912</b>	740	12	PCS	
<b>1825913</b>	1140	12	PCS	
<b>1825914</b>	1140	24	PCS	



**Johnson Viking 16 Self-Priming Pump**

Reinforced Nitrile membrane Johnson pump self-priming up to 3 m high, designed with ball bearings for long periods of use. For gray or black water, or to empty very dirty bilges, it works without any difficulty both dry as with water mixed to air. It can be also activated by hand.

Code	Lt/min	ø Ports mm	Dim mm	V	UM	€
<b>1826032</b>	16	19 - 25	186 x 235 x H118	12	PCS	
<b>1826034</b>	16	19 - 25	186 x 235 x H118	24	PCS	

**Johnson Viking 32 Self-Priming Pump**

Reinforced Nitrile membrane Johnson pump self-priming up to 2.5 m high, designed with ball bearings for long periods of use. For gray or black water, or to empty very dirty bilges, it works without any difficulty both dry as with water mixed to air. It can be also activated by hand.

Code	Lt/min	ø Ports mm	Dim mm	V	UM	€
<b>1826036</b>	32	38	277 x 264 x H192	12	PCS	
<b>1826038</b>	32	38	277 x 264 x H192	24	PCS	

**Jabco Shower/Bilge Drain Self-Priming Pump**

Robust Jabco diaphragm pump, self-priming up to a height of 3m. For shower, grey water and bilge drain. Quiet running, filter-less, compact design and flexible installation with multi-positional head.

Code	Lt/min	ø Ports mm	Dim mm	V	UM	€
<b>1825732</b>	16	19 (3/4")	150 x 297 x H111	12	PCS	
<b>1825734</b>	16	19 (3/4")	150 x 297 x H111	24	PCS	

**Ocean Grey Drain Pump**

Up to a 3m height self priming Ocean diaphragm pump with double non-return valve. Thanks to its compact design and 360° rotating head it is perfect for shower or sink drain and for general grey water applications. Quiet running, it can run dry, does not require filter.

Code	Pump Type	Lt/min	ø Ports mm	Dim mm	V	UM	€
<b>1826012</b>	Inline	20	19 - 25	305 x 195 x H125	12	PCS	
<b>1826016</b>	Inline	20	19 - 25	305 x 195 x H125	24	PCS	
<b>1826011</b>	Angled	20	19 - 25	190 x 245 x H125	12	PCS	
<b>1826013</b>	Angled	20	19 - 25	190 x 245 x H125	24	PCS	

**Ocean Vertical Self-Priming Pump**

Ocean diaphragm self-priming pump. For fresh water, salt water and bilge pumping.

Code	Lt/min	ø Ports mm	Dim mm	V	UM	€
<b>1826010</b>	20	19 (3/4")	170 x 140 x H150	12	PCS	
<b>1826024</b>	20	19 (3/4")	170 x 140 x H150	24	PCS	



**Johnson Self-Priming Pumps**

Johnson Nitrile impeller and Brass head multipurpose self-priming pumps. For fresh water, salt water, oil or diesel pouring and bilge pumping.

SPXFLOW  
Johnson Pump

Code	Lt/min	ø Ports Int" - Ext mm	Dim mm	V	Spare	UM	€
1825802	22	3/8 - 20	170 x 100 x 82	12		PCS	
1825805	36	1/2 - 25	180 x 120 x 90	12		PCS	
1825806	36	1/2 - 25	180 x 120 x 90	24		PCS	
1825812	50	1/2 - 25	202 x 120 x 90	12		PCS	
1825814	50	1/2 - 25	202 x 120 x 90	24		PCS	
1816134					1825802 Impeller	PCS	
1816135					1825805/06/12/14 Impeller	PCS	
1825852					1825802 Service kit	PCS	
1825855					1825805/06 Service Kit	PCS	

**Jabco Water Puppy 2000 Self-Priming Pump**

Jabco Nitrile impeller and Brass pump head self-priming pump. For fresh water, salt water and bilge pumping.

JABCO

Code	Lt/min	ø Ports Int" - Ext mm	Dim mm	V	Spare	UM	€
1825700	32	1/2 - 25	194 x 86 x 89	12		PCS	
1825724	32	1/2 - 25	194 x 86 x 89	24		PCS	
1815135					Impeller	PCS	

**Ocean Deck Self-Priming Pumps**

Ocean Nitrile impeller and Brass pump head self-priming pump. For fresh water, salt water and bilge pumping.

Code	Lt/min	ø Ports Int" - Ext mm	Dim mm	V	Spare Parts	UM	€
1825500	32	1/2	160 x 120 x 80	12		PCS	
1825600	45	1/2 - 25	180 x 120 x 80	12		PCS	
1825624	45	1/2 - 25	180 x 120 x 80	24		PCS	
1814135					Impeller	PCS	

**Ocean Deck Self-Priming PL Pumps**

Ocean Nitrile impeller and Thermo-Polymer pump head self-priming pump. For fresh water, salt water and bilge pumping.

Code	Lt/min	ø Ports Int" - Ext mm	Dim mm	V	Spare Parts	UM	€
1825501	32	1/2 - 21	160 x 120 x 80	12		PCS	
1814135					Impeller	PCS	

**Marco Self-Priming Pumps**

Marco UP1 Nitrile impeller and Chromed Brass head self-priming pumps. Waterproof casing and watertight wire seal. For fresh water, salt water and bilge pumping.

MARCO

Code	Ref	Lt/min	ø Ports Int" - Ext mm	Dim mm	V	Spare Parts	UM	€
1825400	UP1-J	28	3/8 - 20	152 x 95 x 82	12		PCS	
1825401	UP1-N	35	1/2 - 25	179 x 120 x 94	12		PCS	
1825402	UP1-N	35	1/2 - 25	179 x 120 x 94	24		PCS	
1825403	UP1-M	45	1/2 - 25	194 x 120 x 98	12		PCS	
1825404	UP1-M	45	1/2 - 25	194 x 120 x 98	24		PCS	
1816133						1825400 Impeller	PCS	
1816135						1825401/02/03/04 Impeller	PCS	



**CMG 52/75 Centrifugal Pump**

Bronze head and impeller universal self-priming large capacity liquid ring pump. For sea water pumping, bilge cleaning and diesel pouring.

Code	Lt/min	Max Vertical Lift m	Ø Ports mm	V	UM	€
<b>1826512</b>	52	12	25 (1")	12	PCS	
<b>1826524</b>	52	12	25 (1")	24	PCS	
<b>1826624</b>	75	18	30 (1" 1/4)	24	PCS	

**CMG PB Centrifugal Pump**

Bronze impeller peripheral pump able to produce high pressure. For cleaning decks, chains, for fresh and salt water and for bilge cleaning. Requires check valve.

Code	Lt/min	Max Vertical Lift m	Ø Ports mm	V	UM	€
<b>1826712</b>	35	40	25 (1")	12	PCS	
<b>1826724</b>	36	42	25 (1")	24	PCS	

**CMG Inox Centrifugal Pump**

Stainless Steel self-priming centrifugal pump with Noryl impeller. Delivers pressurized water to on-board appliances or air conditioning units. To be used only with fresh water. Requires check valve.

Code	Lt/min	Max Vertical Lift m	Ø Ports mm	V	UM	€
<b>1826912</b>	50	30	25 (1")	12	PCS	
<b>1826924</b>	50	38	25 (1")	24	PCS	
<b>1826944</b>	90	50	25 (1")	24	PCS	

**- WATER CIRCULATION PUMPS -****Johnson CM Circulation Pump**

IP67 watertight centrifugal pump for inlet and continuous circulation of fresh water, salt water and water-Glycol mixture (max 60%) in cooling systems. Permanent magnet, ball bearing mounted motor designed for continuous operation. Liquid temperature Min -40° Max +100°.

Code	Lt/min	Ø Ports mm	Dim mm	A	V	UM	€
<b>1850222</b>	15	16 (5/8") - 20 (3/4")	177 x 68 x 85	1,2	12	PCS	
<b>1850224</b>	15	16 (5/8") - 20 (3/4")	177 x 68 x 85	0,6	24	PCS	
<b>1850226</b>	26	20 (3/4")	177 x 68 x 85	2,2	12	PCS	
<b>1850228</b>	26	20 (3/4")	177 x 68 x 85	1,1	24	PCS	

**Johnson C090 Circulation Pump**

Centrifugal pump for inlet and continuous circulation of fresh water and water-Glycol mixture (max 60%) in cooling systems. Permanent magnet, ball bearing mounted motor designed for continuous operation. Liquid temperature Min -30° Max +100°.

Code	Lt/min	Ø Ports mm	Dim mm	V	UM	€
<b>1850252</b>	100	38 (1" 1/2')	211 x 117 x 110	12	PCS	
<b>1850254</b>	100	38 (1" 1/2')	211 x 117 x 110	24	PCS	

**ColFlo Circulation Pump**

Water circulation pump for inlet and continuous circulation of water in cooling systems, air conditioning and heat exchangers. Silent, low consumption, with permanent magnet ball bearing mounted motor designed for continuous duty.

Code	Lt/min	Ø Ports mm	Dim mm	A	V	UM	€
<b>1850212</b>	6	12,7 (1/2")	200 x 105 x 95	1,2	12	PCS	
<b>1850214</b>	6	12,7 (1/2")	200 x 105 x 95	0,6	24	PCS	



**UP3/6 Diesel Transfer Pump**

Bronze gear pump for diesel transfer complete with filter.

1826314 with 2 pcs 3/8" x 13 mm pipe-to-hose

1826328/29 with 2 pcs 1/2" x 14 mm pipe-to-hose

Code	Lt/min	Ø Ports	Dim mm	V	UM	€
1826314	15	3/8"	159 x 166 x H101	12	PCS	
1826328	26	1/2"	199 x 174 x H108	12	PCS	
1826329	26	1/2"	199 x 174 x H108	24	PCS	



MARCO

**VP45 Diesel Transfer Pump**

Aluminum body and Acetal Resin impeller self-priming pump for diesel transfer and refueling. Complete with filter, non-return valve, switch, battery clamps and case with handle for easy transport.

Code	Lt/min	Ports Ø mm	Dim mm	V	UM	€
1826345	45	25	210 x 120 x H166	12	PCS	
1826346	45	25	210 x 120 x H166	24	PCS	



MARCO

**Ocean Oil/Diesel Transfer/Draining Pump**

Compact self-priming pump with PTFE gears suitable also for continuous duty. Reversible flow direction, does not require filter, can run even dry. For oil, diesel, water or any viscous liquid transfer.

The Oil Changer type is complete with 2 hoses (6 and 8 mm), 180 cm cable with clamps and fuse.

Code	Ref	Lt/min	Ø Ports mm	Dim mm	V	UM	€
1826312	Standard	12	13 (3/8")	140 x 90	12	PCS	
1826222	Oil Changer	12	13 (3/8")	140 x 90	12	PCS	



Ocean

**UP3/6 Oil Draining Pump**

Bronze gear pump for extracting and emptying oil from engine oil pan.

1826214 with 2 pcs 3/8" x 13 mm pipe-to-hose + fittings for 6 and 8 mm hoses

1826228/29 with 2 pcs 1/2" x 14 mm pipe-to-hose + fittings for 6 and 8 mm hoses

Code	Lt/min	Ø Ports	Dim mm	V	Accessories	UM	€
1826214	6	3/8"	135 x 99 x H88	12		PCS	
1826228	8	1/2"	166 x 99 x H94	12		PCS	
1826229	8	1/2"	166 x 99 x H94	24		PCS	
1826230					Ø 6/8 mm Oil Tubing Kit	PCS	



MARCO

**Marco UP8-RE Electronic Oil Pump**

Electronic gear pump ideal for oil and diesel transfer. Integrated control panel to reverse the flow direction and to manually fine tune the flow rate. The flow rate is also automatically adjusted according to the viscosity of the fluid to avoid cavitation.

New

Code	Lt/min	Ø Ports	Dim mm	V	UM	€
1826233	10	3/8"	185 x 114 x H89	12/24	PCS	



MARCO

**Johnson F3B-19 Transfer/Draining Pump**

Johnson F3B-19 Bronze body pump with Nitrile impeller. Endowed with watertight switch with functions: oil extraction - stop - oil injection.

Code	Lt/min	Ports Ø	Dim mm	V	UM	€
1826210	21	3/8"	170 x 100 x H110	12	PCS	
1826212	21	3/8"	170 x 100 x H110	24	PCS	

SPXFLOW  
Johnson Pump



**BG Oil Change Pump**

Manual oil change Brass pump with Rubber ports and tubing.

Code	L mm	UM	€
<b>1835103</b>	230	PCS	



**Screw Oil Change Pump**

Manual oil change Brass pump with 3/4" female threaded port and tubing.

Code	L mm	UM	€
<b>1835104</b>	250	PCS	



**Long Oil Change Pump**

Long manual oil change Brass pump with Rubber ports and tubing.

Code	L mm	UM	€
<b>1835105</b>	420	PCS	



**RG Oil Change Pump**

Superior quality manual oil change turned Brass pump.

Code	L mm	Pipe-to-Hose ø	UM	€
<b>1835100</b>	255	3/4"	PCS	
<b>1835110</b>	335	1"	PCS	



**PL Oil Change Pump**

Large capacity oil change manual pump with ports and tubing. Reinforced Plastic body.

Code	L mm	UM	€
<b>1835107</b>	390	PCS	



**Sterndrive Oil Change Pump**

Manual oil change Brass pump for any outboard or sterndrive with 16 (3/8") drain screw. Perfect for use with 946 ml oil bottles, complete with Yamaha adaptor.

Code	L mm	UM	€
<b>1835108</b>	150	PCS	



**Fuel Transferring Bellows Pump**

Fuel transferring bellows pump with non return valve and faucet.

Code	UM	€
<b>1835115</b>	PCS	



**Tank CP Oil Suction Pump**

Professional type oil change pump with tank, ports and 1 meter length tubing with 3 different diameters.

Code	H mm	ø mm	Capacity Lt	UM	€
<b>1835124</b>	490	150	4	PCS	
<b>1835127</b>	640	150	6,5	PCS	
<b>1835128</b>	640	220	14,5	PCS	



4 STOVES REFRIGERATORS/TOILETS PLUMBING/FITTINGS PUMPS

**Foot Pump**

Foot pump for sinks.

Code	Lt/min	ø Ports mm	UM	€
<b>1830000</b>	9	14	PCS	

**Bi-Foot Pump**

Double action foot pump for sinks.

Code	Lt/min	ø Ports mm	Spare Parts	UM	€
<b>1830002</b>	16	14		PCS	
<b>1830102</b>			Diaphragm Kit	PCK	

**In-Line Centrifugal Pump**

No self-priming in-line centrifugal pump.

Code	Lt/min	ø Ports mm	Dim mm	V	UM	€
<b>1825000</b>	12	13	ø 45 x H110	12	PCS	

**Submersible Centrifugal Pump**

No self-priming submersible centrifugal water pump. For tanks with tight inlets.

Code	Lt/min	ø Ports mm	Dim mm	V	UM	€
<b>1825200</b>	9	10	ø 36 x H105	12	PCS	
<b>1825201</b>	15	10/12	ø 49 x H115	12	PCS	

**- ACCESSORIES FOR WATER SYSTEM PUMPS -****AA Accumulator Tank**

AA fresh water accumulator tank for autoclave pumps. Capacity: 1 Lt.

Code	ø mm	L mm	ø Ports	UM	€
<b>1827500</b>	95	250	3/8"	PCS	

**SeaFlo Accumulator Tank**

SeaFlo fresh water accumulator tank for autoclave pumps. Capacity 0,75 Lt, pre-charged to 0,7 bar.

Code	ø mm	L mm	ø Ports	UM	€
<b>1827503</b>	105	200	1/2"	PCS	



SEAFLO

**Johnson Accumulator Tank**

Johnson fresh water accumulator tank for autoclave pumps. Capacity 2 Lt, pre-charged to 0.8 bar.

Code	ø mm	L mm	ø Ports	UM	€
<b>1827502</b>	160	315	3/4"	PCS	

SPXFLOW  
Johnson Pump

**SeaFlo Mini Freshwater Pump**

SeaFlo Mini freshwater pump for one sink utility.

SEAFLO

Code	Lt/min	Ports ø	Dim mm	V	UM	€
<b>1827104</b>	3,8	3/8"	169 x 98 x H62	12	PCS	

**Flojet Triplex Freshwater Pumps**

Flojet Triplex freshwater pumps for sinks and showers, from 1 to 3 utilities.

FLOJET

Code	Lt/min	Ports ø	Dim mm	V	Spare Parts	UM	€
<b>1827106</b>	7	1/2"	208 x 160 x H95	12		PCS	
<b>1827112</b>	11	1/2"	208 x 160 x H95	12		PCS	
<b>1827124</b>	11	1/2"	208 x 160 x H95	24		PCS	
<b>1827152</b>					Pressure Switch	PCS	
<b>1827160</b>					Repair Kit	PCK	

**Jabco Par-Max 4 Freshwater Pump**

Jabco Par-Max4 freshwater pump for sinks and showers, from 2 to 4 utilities.

JABSCO

Code	Lt/min	Ports ø	Dim mm	V	Spare Parts	UM	€
<b>1827002</b>	16,3	1/2"	250 x 106 x H100	12		PCS	
<b>1827004</b>	16,3	1/2"	250 x 106 x H100	24		PCS	
<b>1827052</b>					Pressure Switch	PCS	
<b>1827064</b>					Repair Kit	PCK	

**ColFlo Triplex Freshwater Pumps**

Diaphragm up to 2,7 meters self-priming ColFlo freshwater pumps for sinks and showers, from 1 to 3 utilities. Complete with strainer, 3/4" threaded click fittings and 14 mm pipe-to-hose click fittings.

MTM

Code	Ref	Lt /min	Ports ø	Dim mm	V	Spare Parts	UM	€
<b>1827107</b>	Midi-8	8	19 (3/4")	232 x 104 x H110	12		PCS	
<b>1827108</b>	Midi-11	11	19 (3/4")	232 x 104 x H110	12		PCS	
<b>1827109</b>	Midi-11	11	19 (3/4")	232 x 104 x H110	24		PCS	
<b>1827190</b>						Midi-8/11 Pressure Switch	PCS	

**ColFlo Quad Freshwater Pumps**

Diaphragm up to 2,4 meters self-priming ColFlo freshwater pumps for sinks and showers, from 2 to 4 utilities. Complete with strainer, 3/4" threaded click fittings and 14 mm pipe-to-hose click fittings (Midi) (20 mm Maxi).

MTM

Code	Ref	Lt /min	Ports ø	Dim mm	V	Spare Parts	UM	€
<b>1827110</b>	Midi-10	10	19 (3/4")	213 x 106 x H95	12		PCS	
<b>1827111</b>	Midi-12	12,5	19 (3/4")	213 x 106 x H95	12		PCS	
<b>1827118</b>	Maxi-17	17	19 (3/4")	250 x 110 x H98	12		PCS	
<b>1827119</b>	Maxi-17	17	19 (3/4")	250 x 110 x H98	24		PCS	
<b>1827170</b>						Midi-10 Pressure Switch	PCS	
<b>1827171</b>						Midi-12 Pressure Switch	PCS	
<b>1827178</b>						Maxi-17 Pressure Switch	PCS	
<b>1827180</b>						Diaphragm	PCS	



**2.4/2.9 Johnson Aqua Jet Freshwater Pumps**

Johnson Aqua Jet freshwater pumps for sinks and showers, from 1 to 3 utilities. Quiet and reliable, assures years of service.

Code	Ref	Lt/min	Ports ø	Dim mm	V	Spare Parts	UM	€
<b>1827207</b>	Aqua Jet 2.4	9	1/2"	200 x 197 x H110	12		PCS	
<b>1827209</b>	Aqua Jet 2.9	11	1/2"	200 x 197 x H110	12		PCS	
<b>1827210</b>	Aqua Jet 2.9	11	1/2"	200 x 197 x H110	24		PCS	
<b>1827282</b>						Aqua Jet 2.4/2.9 Switch	PCS	

SPXFLOW  
Johnson Pump**3.5/5.2 Johnson Aqua Jet Freshwater Pumps**

Johnson Aqua Jet freshwater pumps for sinks and showers, from 2 to 4 utilities. Quiet and reliable, assures years of service.

Code	Ref	Lt/min	Ports ø	Dim mm	V	Spare Parts	UM	€
<b>1827213</b>	Aqua Jet 3.5	13	1/2"	237 x 210 x H116	12		PCS	
<b>1827214</b>	Aqua Jet 3.5	13	1/2"	237 x 210 x H116	24		PCS	
<b>1827219</b>	Aqua Jet 5.2	20	1/2"	240 x 214 x H110	12		PCS	
<b>1827220</b>	Aqua Jet 5.2	20	1/2"	240 x 214 x H110	24		PCS	
<b>1827283</b>						Aqua Jet 3.5 Switch	PCS	
<b>1827285</b>						Aqua Jet 5.2 Switch	PCS	

SPXFLOW  
Johnson Pump**5.0 Flow Master Johnson Aqua Jet Freshwater Pumps**

Johnson Aqua Jet Flow Master freshwater pumps for sinks and showers, from 2 to 4 utilities. Endowed with electronic control variable flow which ensures constant water pressure even without accumulator tank. Quiet and reliable, assures years of service.

Code	Ref	Lt/min	Ports ø	Dim mm	V	UM	€
<b>1827222</b>	Aqua Jet 5.0 Flow Master	19	1/2"	240 x 210 x H113	12	PCS	
<b>1827224</b>	Aqua Jet 5.0 Flow Master	19	1/2"	240 x 210 x H113	24	PCS	

SPXFLOW  
Johnson Pump**Marco Freshwater Electronic Pumps**

Marco electronic control freshwater pumps complete with non-return valve. The electronic control guarantees: optimization of electrical draw, constant control of pressure with no need of an accumulator tank, automatic stop in case of no liquid and reduced components wear which increases the system life. Suitable for both fresh and salt water. Universal 12/24V power supply.

Code	Ref	Lt/min	Ports ø	Dim mm	V	UM	€
<b>1827022</b>	UP3/E	15	3/8"	186 x 172 x H101	12/24	PCS	
<b>1827030</b>	UP6/E	26	1/2"	226 x 212 x H101	12/24	PCS	
<b>1827031</b>	UP12/E	36	1/2"	242 x 212 x H113	12/24	PCS	



New

MARCO

**Marco Freshwater Electronic Pump UP14/E**

Marco electronic control freshwater pump complete with non-return valve and PCS control panel that allows remote monitoring and interaction with the pump. The electronic control guarantees: optimization of electrical draw, constant control of pressure with no need of an accumulator tank, automatic stop in case of no liquid and reduced components wear which increases the system life. Suitable for both fresh and salt water. Universal 12/24V power supply.

Code	Ref	Lt/min	Ports ø	Dim mm	V	UM	€
<b>1827033</b>	UP14/E	46	3/4"	256 x 225 x H119	12/24	PCS	



New

MARCO



**Aqua Jet Uno Freshwater Pressure System**

Johnson Aqua Jet Uno freshwater pressure system with accumulator tank for sinks and showers, from 2 up to 4 utilities for boats from 10 to 16 m. Quiet and reliable, assures years of service.



Code	Lt/min	Ø Ports	Dim mm	V	UM	€
<b>1827259</b>	20	3/4"	330 x 300 x H350	12	PCS	
<b>1827260</b>	20	3/4"	330 x 300 x H350	24	PCS	



**Aqua Jet Duo Freshwater Pressure System**

Johnson Aqua Jet Duo freshwater pressure system with accumulator tank for sinks and showers, from 3 up to 6 utilities for boats from 12 to 19 m. Quiet and reliable, assures years of service.



Code	Lt/min	Ø Ports	Dim mm	V	UM	€
<b>1827262</b>	40	3/4"	330 x 300 x H450	12	PCS	
<b>1827264</b>	40	3/4"	330 x 300 x H450	24	PCS	




**PB/2X Freshwater Pressure System**

Freshwater pressure system with Stainless Steel accumulator tank for boats from 10 to 20 m.



Bronze pump and impeller.

Code	Lt/min	Ø Ports mm	Dim mm	V	Pressure	Tank	UM	€
<b>1827712</b>	35	25 (1")	295 x 205 x H260	12	4 Bar	2 Lt	PCS	
<b>1827724</b>	36	25 (1")	295 x 205 x H260	24	4,2 Bar	2 Lt	PCS	



**J-Inox/8X Freshwater Pressure System**

Freshwater pressure system with Stainless Steel accumulator tank for boats from 14 to 25 m.



Stainless Steel pump and Noryl technopolymer impeller.

Code	Lt/min	Ø Ports mm	Dim mm	V	Pressure	Tank	UM	€
<b>1827916</b>	50	25 (1")	450 x 225 x H425	12	3 Bar	8 Lt	PCS	
<b>1827928</b>	50	25 (1")	450 x 225 x H425	24	3,8 Bar	8 Lt	PCS	



**J-Inox/20X Freshwater Pressure System**

Freshwater pressure system with Stainless Steel accumulator tank for boats from 15 to 30 m.



Stainless Steel pump and Noryl technopolymer impeller.

Code	Lt/min	Ø Ports mm	Dim mm	V	Pressure	Tank	UM	€
<b>1827924</b>	50	25 (1")	440 x 260 x H570	12	3 Bar	20 Lt	PCS	
<b>1827944</b>	50	25 (1")	440 x 260 x H570	24	3,8 Bar	20 Lt	PCS	



**MG-Inox/20X Freshwater Pressure System**

Freshwater pressure system with Stainless Steel accumulator tank for boats from 18 to 35 m.



Stainless Steel pump and Noryl technopolymer impeller.

Code	Lt/min	Ø Ports mm	Dim mm	V	Pressure	Tank	UM	€
<b>1827948</b>	90	25 (1")	507 x 260 x H570	24	5 Bar	20 Lt	PCS	



**Marco Double Electronic Freshwater Pump**

Marco electronic control double freshwater pump complete with double PCS control panel that allows remote monitoring and interaction with the pump. The electronic control guarantees: optimization of electrical draw, decrease of noise, constant control of pressure with no need of an accumulator tank, automatic stop in case of no liquid and reduced components wear which increases the system life. Suitable for both fresh and salt water. Universal 12/24V power supply.

**New****MARCO**

Code	Ref	Lt/min	Ports ø	Dim mm	V	UM	€
<b>1827040</b>	UP66/E-DX	66	3/4"	301 x 259 x H230	12/24	PCS	

**Inox/EPC Electronic Freshwater Pressure System**

EPC (Electronic Pressure Control) freshwater pressure system with automatic start and stop control. The pump stops working in absence of water and starts working when water is detected again. For boats from 16 to 24 meters. Stainless Steel pump and impeller.

Code	Lt/min	ø Ports mm	Dim mm	V	Pressure	UM	€
<b>1827952</b>	50	25 (1")	450 x 185 x H375	12	3,0 Bar	PCS	
<b>1827954</b>	50	25 (1")	450 x 185 x H375	24	3,8 Bar	PCS	
<b>1827958</b>	90	25 (1")	450 x 185 x H375	24	5,0 Bar	PCS	

**PB/EPC Electronic Freshwater Pressure System**

EPC (Electronic Pressure Control) freshwater pressure system with automatic start and stop control. The pump stops working in absence of water and starts working when water is detected again. For boats from 13 to 25 meters. Bronze pump and impeller. For both fresh and salt water.

Code	Lt/min	ø Ports mm	Dim mm	V	Pressure	UM	€
<b>1827732</b>	35	25 (1")	345 x 160 x H255	12	4,0 Bar	PCS	
<b>1827734</b>	36	25 (1")	345 x 160 x H255	24	4,2 Bar	PCS	

**JBR/EPC Electronic Freshwater Pressure System**

EPC (Electronic Pressure Control) freshwater pressure system with automatic start and stop control. The pump stops working in absence of water and starts working when water is detected again. For boats from 13 to 25 meters. Bronze pump and impeller. For both fresh and salt water.

Code	Lt/min	ø Ports mm	Dim mm	V	Pressure	UM	€
<b>1827754</b>	55	25 (1")	480 x 185 x H355	24	3,6 Bar	PCS	



**Nautic Pulley Pump**

Bronze impeller and pump with Stainless Steel shaft.

Vertical lift max 15 m – 1400 RPM.

For fresh and salt water.

Code	Lt/min	∅ Ports mm	H mm	L mm	Kg	UM	€
<b>1827035</b>	75	30	175	218	5,7	PCS	
<b>1827045</b>	120	40	175	245	7,4	PCS	
<b>1827046</b>	230	50	225	298	12,8	PCS	

**Nautic F Pulley Clutch Pump**

Bronze impeller and pump with Stainless Steel shaft and manual clutch.

Vertical lift max 15 m – 1400 RPM.

For fresh and salt water.

Code	Lt/min	∅ Ports mm	Weight Kg	UM	€
<b>1828035</b>	75	30	8,8	PCS	
<b>1828045</b>	120	40	10,5	PCS	
<b>1828046</b>	230	50	15,6	PCS	

**Nautic M Pulley Magnetic Clutch Pump**

Bronze impeller and pump with Stainless Steel shaft and electromagnetic clutch.

Vertical lift max 15 m – 1400 RPM.

For fresh and salt water.

Code	Lt/min	∅ Ports mm	V	Weight Kg	UM	€
<b>1828530</b>	75	30	12	9,8	PCS	
<b>1828535</b>	75	30	24	9,8	PCS	
<b>1828540</b>	120	40	12	10,3	PCS	
<b>1828545</b>	120	40	24	10,3	PCS	
<b>1828546</b>	230	50	12	16.1	PCS	
<b>1828547</b>	230	50	24	16.1	PCS	

**- MECHANICAL PULLEY PUMPS (NITRILE IMPELLER) -****Ancor Manual Clutch Pump**

100 and 250 Lt/min capacity fresh and salt water manual clutch pumps. Nitrile impeller, Bronze body, Stainless Steel shaft. Max 2000 RPM.

Code	Ref	Lt/min	∅ Ports	Spare	UM	€
<b>1828010</b>	100L Standard	100	1"		PCS	
<b>1814131</b>				Impeller Replacement	PCS	
<b>1829705</b>				Service Kit	PCS	
<b>1828015</b>	250L Large	250	1" 1/2		PCS	
<b>1814130</b>				Impeller Replacement	PCS	
<b>1829706</b>				Service Kit	PCS	




ANCOR

**Ancor Export Manual Clutch Pump**

200 Lt/min capacity fresh and salt water manual clutch pump. Nitrile impeller, Bronze body, Stainless Steel shaft. Max 2000 RPM.

Code	Ref	Lt/min	∅ Ports	Spare	UM	€
<b>1828020</b>	200L	200	1" 1/4		PCS	
<b>1814131</b>				Impeller Replacement	PCS	
<b>1829781</b>				Service Kit	PCS	



ANCOR

**Johnson F7B-5001-1" Magnetic Clutch Pump**

Johnson fresh and salt water pump. Nitrile impeller, Bronze body, Stainless Steel shaft. Max 2000 RPM. Attention: Electromagnetic clutch with pulley sold separately.

Code	Lt/min	ø Ports	Clutch	Spare	UM	€
1828251	107	1"			PCS	
1828292			Pulley 12V 2xA		PCS	
1828294			Pulley 24V 2xA		PCS	
1828295			Pulley 12V 1xB		PCS	
1828296			Pulley 24V 1xB		PCS	
1816031			Impeller (Neoprene)		PCS	
1816131			Impeller (Nitrile)		PCS	
1829657			Service Kit		PCS	



SPXFLOW  
Johnson Pump

**Johnson F8B-5001-1.1/2" Magnetic Clutch Pump**

Johnson fresh and salt water pump. Nitrile impeller, Bronze body, Stainless Steel shaft. Max 2000 RPM. Attention: Electromagnetic clutch with pulley sold separately.

Code	Lt/min	ø Ports	Clutch	Spare	UM	€
1828252	279	1" 1/2			PCS	
1828292			Pulley 12V 2xA		PCS	
1828294			Pulley 24V 2xA		PCS	
1828295			Pulley 12V 1xB		PCS	
1828296			Pulley 24V 1xB		PCS	
1816060			Impeller (Neoprene)		PCS	
1816160			Impeller (Nitrile)		PCS	
1829608			Service Kit		PCS	




SPXFLOW  
Johnson Pump

**Johnson F9B-5600-2" Magnetic Clutch Pump**

Johnson fresh and salt water pump. Neoprene impeller, Bronze body, Stainless Steel shaft. Max 2000 RPM. Attention: Electromagnetic clutch with pulley sold separately.

Code	Lt/min	ø Ports	Clutch	Spare	UM	€
1828255	388	2"			PCS	
1828292			Pulley 12V 2xA		PCS	
1828294			Pulley 24V 2xA		PCS	
1828295			Pulley 12V 1xB		PCS	
1828296			Pulley 24V 1xB		PCS	
1816070			Impeller (Neoprene)		PCS	
1829659			Service Kit		PCS	



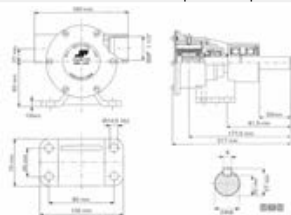
SPXFLOW  
Johnson Pump

- JOHNSON ENGINE COOLING PUMPS -

**Johnson F8B-8 Pump**

Bronze body Neoprene impeller cooling pump. Johnson ref 10-13021-01.

Code	Lt/min	ø Ports	Spare	UM	€
1829512	279	1" 1/2		PCS	
1816060			Impeller Replacement	PCS	

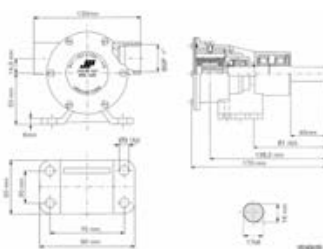


SPXFLOW  
Johnson Pump

**Johnson F7B-8 Pump**

Bronze body Neoprene impeller cooling pump. Johnson ref 10-24572-01.

Code	Lt/min	ø Ports	Spare	UM	€
1829510	107	1"		PCS	
1816031			Impeller Replacement	PCS	



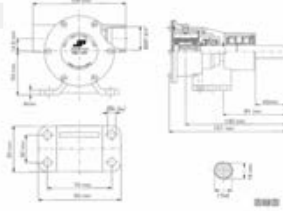
SPXFLOW  
Johnson Pump



**Johnson F5B-8 Pump**

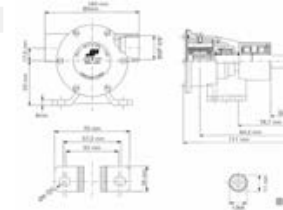
Bronze body Neoprene impeller cooling pump. Johnson ref 10-24571-01.

Code	Lt/min	ø Ports	Spare	UM	€
<b>1829534</b>	46	3/4"		PCS	
<b>1816032</b>			Impeller Replacement	PCS	

SPXFLOW  
Johnson Pump**Johnson F4B-8 Pump**

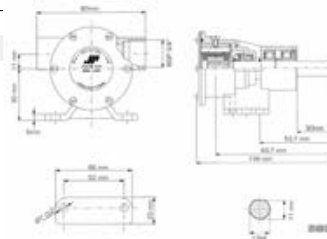
Bronze body Neoprene impeller cooling pump. Johnson ref 10-24570-01.

Code	Lt/min	ø Ports	Spare	UM	€
<b>1829538</b>	34	3/8"		PCS	
<b>1816026</b>			Impeller Replacement	PCS	

SPXFLOW  
Johnson Pump**Johnson F35B-8 Pump**

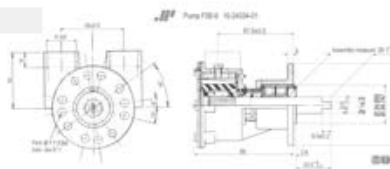
Bronze body Neoprene impeller cooling pump. Johnson ref 10-24569-01.

Code	Lt/min	ø Ports	Spare	UM	€
<b>1829514</b>	20	3/8"		PCS	
<b>1816046</b>			Impeller Replacement	PCS	

SPXFLOW  
Johnson Pump**Johnson F5B-9 Pump**

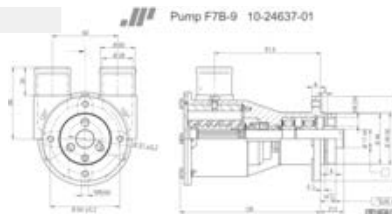
Bronze body Neoprene impeller cooling pump. Johnson ref 10-24334-01. Standard assembly production for Nanni, Beta Marine and WM Diesel engines: Nanni HE 3.110/4.110/4.150/4.190 Beta 43/50/60

Code	Lt/min	ø Ports	Spare	UM	€
<b>1829505</b>	46	3/4"		PCS	
<b>1816032</b>			Impeller Replacement	PCS	

SPXFLOW  
Johnson Pump**Johnson F7B-9 Steyr Flanged Pump**

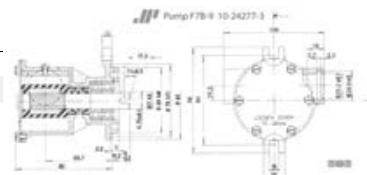
Johnson F7B-9 Steyr cooling pump. Johnson ref 10-24637-01.

Code	Lt/min	ø Ports	Spare	UM	€
<b>1829516</b>	107	1"		PCS	
<b>1816031</b>			Impeller Replacement	PCS	

SPXFLOW  
Johnson Pump**Johnson F7B-9 Flanged Pump**

Standard equipped Johnson F7B-9 cooling pump. Johnson ref 10-24277-03. Volvo Penta engines code 858469. Standard assembly production for Volvo Penta engines: AD31A/31B/41A/41B, AQAD30A/31A/40A/40B/41A, AQD40A/41A, D41A/41B, MD31/31A/40A, TAMD31/31A/31B/41/41A/41B, TMD31/31A/31B/40A/40B/40C/41A/41B.

Code	Lt/min	ø Ports	Spare	UM	€
<b>1829509</b>	107	1"		PCS	
<b>1816031</b>			Impeller Replacement	PCS	

SPXFLOW  
Johnson Pump

**Ancor Pm 15 Pump**

Bronze body Neoprene impeller cooling pump.


Code	Lt/min	Ø Ports	mm	Spare	UM	€
1829014	22	3/8"	96xH60		PCS	
1814046				Impeller Replacement	PCS	



**Ancor Pm 37 Pump**

Bronze body Neoprene impeller cooling pump.

Code	Lt/min	Ø Ports	mm	Spare	UM	€
1829038	35	3/8"	103xH94		PCS	
1814052				Impeller Replacement	PCS	



**Ancor Pm 16 Pump**

Bronze body Neoprene impeller cooling pump.


Code	Lt/min	Ø Ports	mm	Spare	UM	€
1829016	45	1/2"	130xH88		PCS	
1814042				Impeller Replacement	PCS	



**Ancor Pm 34 Pump**

Bronze body Neoprene impeller cooling pump.


Code	Lt/min	Ø Ports	mm	Spare	UM	€
1829034	58	3/4"	142xH93		PCS	
1814032				Impeller Replacement	PCS	



**Ancor Pm 36 Pump**

Bronze body Neoprene impeller cooling pump.


Code	Lt/min	Ø Ports	mm	Spare	UM	€
1829036	100	1"	170xH118		PCS	
1814031				Impeller Replacement	PCS	



**Ancor Pm 40 Pump**

Bronze body Neoprene impeller cooling pump.

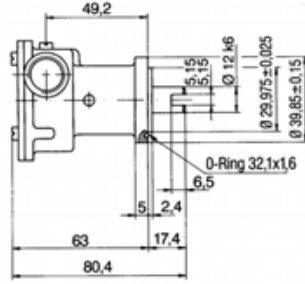
Code	Lt/min	Ø Ports	mm	Spare	UM	€
1829040	250	1" 1/2	205xH140		PCS	
1814030				Impeller Replacement	PCS	



**Ancor St 114 Flanged Pump**

Cooling pump for Volvo Penta / Nanni / Ruggerini / Bukh engines.

Code	∅ Ports	Spare	UM	€
1829214	3/8"		PCS	
1814046		Impeller Replacement	PCS	



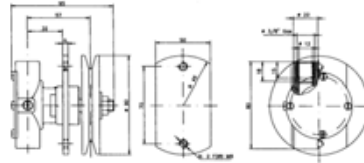
ANCOR



**Ancor St 112 Flanged Pump**

Cooling pump for Yanmar 2GM20 F/ 3GM30 F engines.

Code	∅ Ports	Spare	UM	€
1829212	3/8"		PCS	
1816054		Impeller Replacement	PCS	



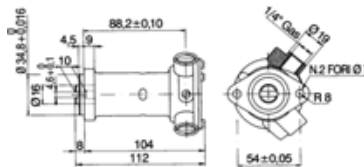
ANCOR



**Ancor St 103 Flanged Pump**

Cooling pump for Onan / MD engines.

Code	∅ Ports	Spare	UM	€
1829203	3/8"		PCS	
1814046		Impeller Replacement	PCS	



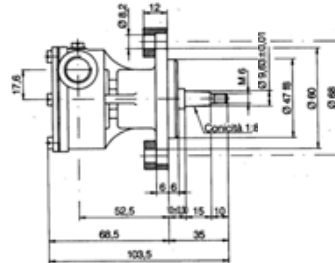
ANCOR




**Ancor St 139 Flanged Pump**

Cooling pump for Lombardini / Aifo / Vte Paguro 6000/8000 engines.

Code	∅ Ports	Spare	UM	€
1829239	3/8"		PCS	
1814041		Impeller Replacement	PCS	



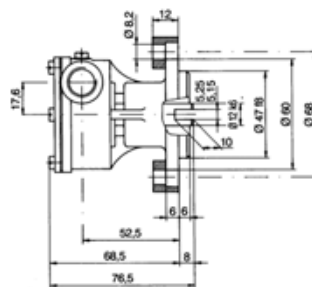
ANCOR



**Ancor St 138 Flanged Pump**

Cooling pump for Volvo Penta AQ-BB-MB-MD-2000 / Lombardini Ldw / Aifo engines.

Code	∅ Ports	Spare	UM	€
1829438	3/8"		PCS	
1814041		Impeller Replacement	PCS	



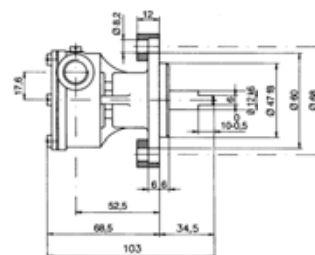
ANCOR



**Ancor St 137 Flanged Pump**

Cooling pump for Aifo / Nanni / Mitsubishi / Farymann FK3 engines.

Code	∅ Ports	Spare	UM	€
1829338	3/8"		PCS	
1814026		Impeller Replacement	PCS	



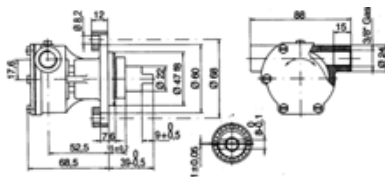
ANCOR



**Ancor St 136 Flanged Pump**

Cooling pump for Vetus K engines.

Code	∅ Ports	Spare	UM	€
1829238	3/8"		PCS	
1814026		Impeller Replacement	PCS	


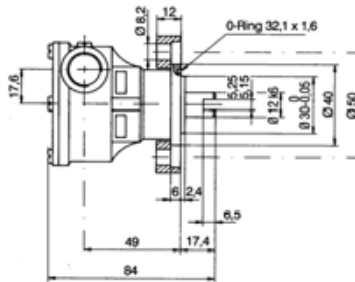


ANCOR

**Ancor St 135 Flanged Pump**

Cooling pump for Lister Petter / Nanni / Mitsubishi / Ruggerini engines.

Code	∅ Ports	Spare	UM	€
1829235	3/8"		PCS	
1814026		Impeller Replacement	PCS	

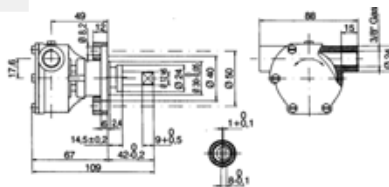


ANCOR

**Ancor St 134 Flanged Pump**

Cooling pump for Vetus M engines.

Code	∅ Ports	Spare	UM	€
1829233	3/8"		PCS	
1814026		Impeller Replacement	PCS	

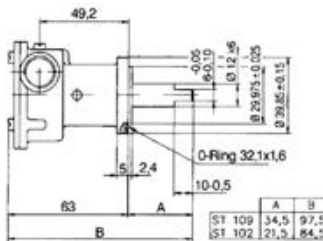


ANCOR

**Ancor St 109 Flanged Pump**

Cooling pump for Farymann FK2 / Nanni FK2 - 2.40HE engines.

Code	∅ Ports	Spare	UM	€
1829209	3/8"		PCS	
1814046		Impeller Replacement	PCS	


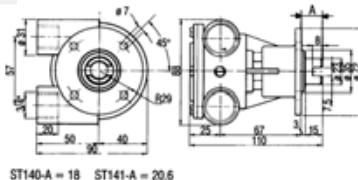


ANCOR

**Ancor St 147 Flanged Pump**

Cooling pump for Perkins / Ford / Aifo / Nanni / Mercedes / VM engines.

Code	∅ Ports	Spare	UM	€
1829234	3/4"		PCS	
1814032		Impeller Replacement	PCS	


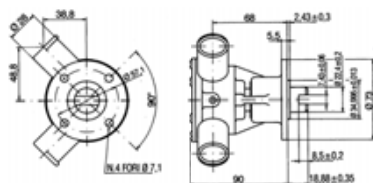


ANCOR

**Ancor St 149 Flanged Pump**

Cooling pump for Perkins / Ford / Aifo / Nanni / Mercedes / VM / Volvo Penta MD22-M22L engines.

Code	∅ Ports	Spare	UM	€
1829249	3/4"		PCS	
1814032		Impeller Replacement	PCS	


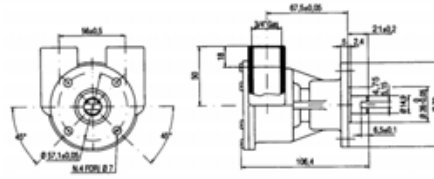


ANCOR

**Ancor St 142 Flanged Pump**

Cooling pump for Volvo Penta AQ-BB / Deutz engines.

Code	ø Ports	Spare	UM	€
1829242	3/4"		PCS	
1814032		Impeller Replacement	PCS	

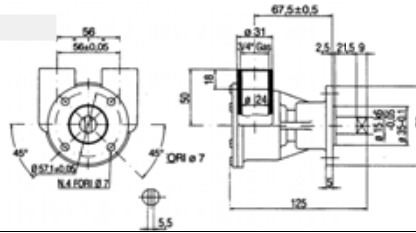


ANCOR

**Ancor St 143 Flanged Pump**

Cooling pump for Nanni / Beta Marine engines.

Code	ø Ports	Spare	UM	€
1829243	3/4"		PCS	
1814032		Impeller Replacement	PCS	

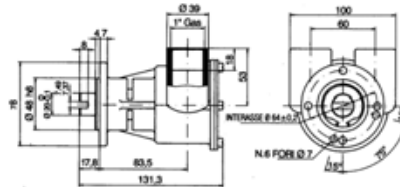


ANCOR

**Ancor St 146 Flanged Pump**

Cooling pump for VM / Nanni / Sole / Bmw engines.

Code	ø Ports	Spare	UM	€
1829210	1"		PCS	
1814031		Impeller Replacement	PCS	

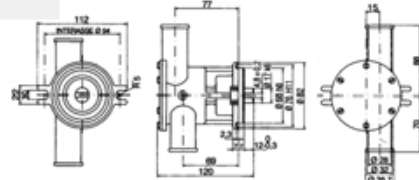


ANCOR

**Ancor St 160 Flanged Pump**

Cooling pump for Volvo Penta KAD42P-A, KAMD42P-A engines. Volvo replacement part 3583115 (3581558).

Code	ø Ports	Spare	UM	€
1829216	1"		PCS	
1814031		Impeller Replacement	PCS	

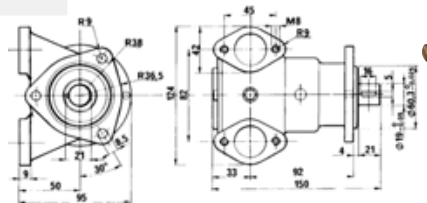


ANCOR

**Ancor St 150 Flanged Pump**

Cooling pump for Aifo 8361-8210-521 / Perkins / Valmet / VM engines.

Code	ø Ports	Spare	UM	€
1829236	1"		PCS	
1814031		Impeller Replacement	PCS	


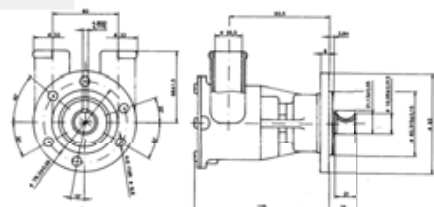


ANCOR

**Ancor St 151 Flanged Pump**

Cooling pump for Aifo 8361-8210-521 / Perkins / Deutz / VM engines.

Code	ø Ports	Spare	UM	€
1829337	1"		PCS	
1814031		Impeller Replacement	PCS	



ANCOR

**Ancor Pumps Service Kit**

Ancor cooling pumps maintenance service kit. Contains: Impeller, seals, bearings, cover with screws, cam, lubricant and user manual.

**ANCOR**

Code	For Pump	UM	€
1829701	1829014 (Type Pm15)	PCS	
1829702	1829038 (Type Pm37)	PCS	
1829703	1829016 (Type Pm16)	PCS	
1829704	1829034 (Type Pm34)	PCS	
1829705	1829036 (Type Pm36)	PCS	
1829706	1829040 (Type Pm40)	PCS	
1829712	1829212 (Type St112)	PCS	
1829714	1829235 (Type St135)	PCS	
1829716	1829239 (Type St139)	PCS	
1829718	1829203 (Type St103)	PCS	
1829740	1829249 (Type St149)	PCS	
1829741	1829210 (Type St146)	PCS	
1829743	1829236 (Type St150)	PCS	
1829745	1829337 (Type St151)	PCS	
1829746	1829216 (Type St160)	PCS	
1829771	1829257 (Type Mff57)	PCS	
1829772	1829340 (Type Cze200)	PCS	

**Johnson Pumps Service Kit**

Johnson cooling pumps maintenance service kit. Contains: Impeller, seals, bearings, lubricant and user manual.

**SPXFLOW**  
Johnson Pump

Code	For Pump	UM	€
1829601	1829514 (Type F35B-8)	PCS	
1829603	1829538 (Type F4B-8)	PCS	
1829605	1829534 (Type F5B-8)	PCS	
1829604	1829505 (Type F5B-9)	PCS	
1829606	1829509 (Type F7B-9)	PCS	
1829607	1829510 and 1829516 (Type F7B-8/9)	PCS	
1829608	1829512 (Type F8B-8)	PCS	

**Impeller Grease Lubricant**

Impeller special lubricant grease ideal to ensure long life to the cooling pump and to the engine.

Code	Ref	Pack	UM	€
5705803	MTM	5 ml Tube	PCS	
5705819	SPX Johnson	20 ml Tube	PCS	

**Impeller Extractor**









Impeller extractor.

Code	For Impellers ø mm	UM	€
1814901	55<>70	PCS	
1814902	70<>130	PCS	

**MTM**  
QUALITY

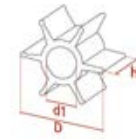
**PAPER GASKETS FOR ENGINE COOLING PUMPS**

Footprints in 1:1 scale  
Overlap your impeller to check the dimensions



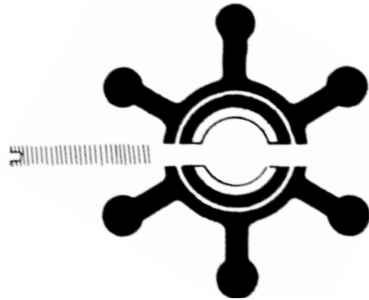
4 STOVES REFRIGERATORS/TOILETS PLUMBING/FITTINGS PUMPS

Impellers starting with code: 18140... are made of Neoprene for fresh and salt water (engine cooling and water systems pumps).  
 Impellers starting with code: 18141... are made of Nitrile for bilge, oils and derivatives.



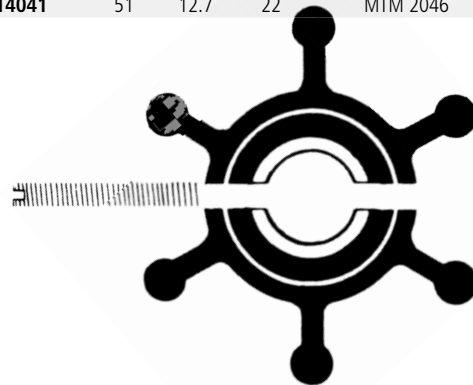
**Impeller 025/046**

Code	D mm	d1 mm	H mm	Genuine	UM	€
1814025	40	9.5	19	MTM 2043	PCS	
1814046	40	12	19	MTM 2048	PCS	



**Impeller 026/041**

Code	D mm	d1 mm	H mm	Genuine	UM	€
1814026	51	12	22	MTM 2522	PCS	
1814041	51	12.7	22	MTM 2046	PCS	



**Impeller 038/138**

Code	D mm	d1 mm	H mm	Genuine	UM	€
1814038	32	8	12	MTM 2044	PCS	
1814138	32	8	12	MTM 536	PCS	



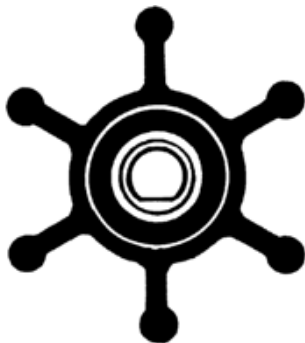
**Impeller 039**

Code	D mm	d1 mm	H mm	Genuine	UM	€
1814039	40	8.1	19	MTM 1872	PCS	




**Impeller 134**

Code	D mm	d1 mm	H mm	Genuine	UM	€
1814134	45.5	8	12.8	MTM 2079	PCS	



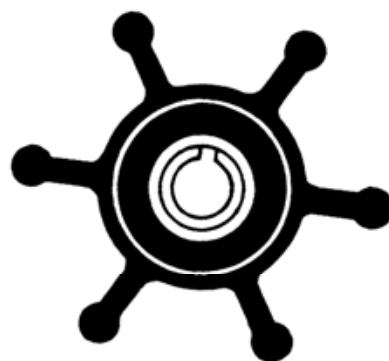
**Impeller 035/135**

Code	D mm	d1 mm	H mm	Genuine	UM	€
1814035	51	8.1	22	MTM 2745	PCS	
1814135	51	8.1	22	MTM 2080	PCS	



**Impeller 052/054**

Code	D mm	d1 mm	H mm	Genuine	UM	€
1814052	51	10	22	MTM 2049	PCS	
1814054	51	12.7	22	MTM 2051	PCS	





**Impeller 028**

Code	D mm	d1 mm	H mm	Genuine	UM	€
<b>1814028</b>	61.9	16	31.5	MTM 2037	PCS	




**Impeller 033/042**

Code	D mm	d1 mm	H mm	Genuine	UM	€
<b>1814033</b>	57	16	31.5	MTM 2041	PCS	
<b>1814042</b>	57	12	29	MTM 3342	PCS	
<b>1814142</b>	57	12	29	MTM 2081	PCS	




**Impeller 045**

Code	D mm	d1 mm	H mm	Genuine	UM	€
<b>1814045</b>	65	16	41.4	MTM 2047	PCS	




**Impeller 032/036/043**

Code	D mm	d1 mm	H mm	Genuine	UM	€
<b>1814032</b>	57	16	31	MTM 2040	PCS	
<b>1814036</b>	57	16	50	MTM 2789	PCS	
<b>1814043</b>	57	16	48	MTM 3267	PCS	
<b>1814132</b>	57	16	31	MTM 2078	PCS	



**Impeller 031/040/131**

Code	D mm	d1 mm	H mm	Genuine	UM	€
<b>1814031</b>	65	16	50	MTM 2039	PCS	
<b>1814040</b>	65	16	76	MTM 3260	PCS	
<b>1814131</b>	65	16	50	MTM 2077	PCS	




**Impeller 029/129**

Code	D mm	d1 mm	H mm	Genuine	UM	€
<b>1814029</b>	65	16	50	MTM 2042	PCS	
<b>1814129</b>	65	16	50	MTM 3405	PCS	



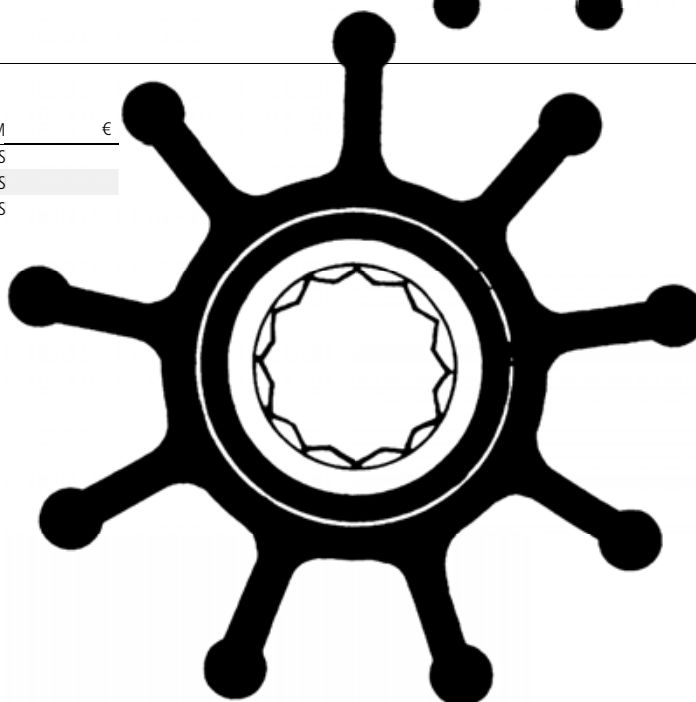
## Impeller 034

Code	D mm	d1 mm	H mm	Genuine	UM	€
1814034	82.5	20.1	73	MTM 2672	PCS	




## Impeller 030/037/130

Code	D mm	d1 mm	H mm	Genuine	UM	€
1814030	95	25	63	MTM 2038	PCS	
1814130	95	25	63	MTM 2717	PCS	
1814037	95	25	88.5	MTM 2045	PCS	



## Impeller 060/070/073

Code	D mm	d1 mm	H mm	Genuine	UM	€
1814060	95	25	63.5	MTM 2053	PCS	
1814160	95	25	63.5	MTM 2718	PCS	
1814070	95	25	88.5	MTM 2054	PCS	
1814170	95	25	88.5	MTM 3261	PCS	
1814072	95	25	102	MTM 5749	PCS	
1814073	95	25	130	MTM 3315	PCS	



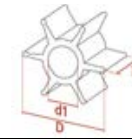
Johnson replacement impeller.

Impellers starting with code: 18160... are made of Neoprene for fresh and salt water (engine cooling and water systems pumps).

Impellers starting with code: 18161... are made of Nitrile for bilge, oils and derivatives.

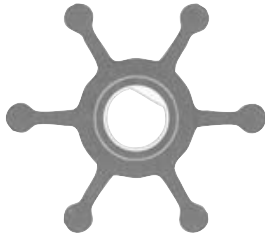
Footprints in 1:1 scale

Overlap your impeller to check the dimensions



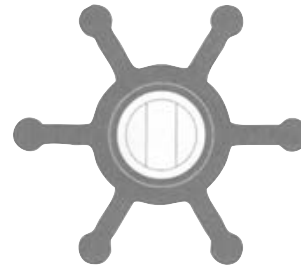
**Impeller 35MM**

Code	Johnson Ref	Material	D mm	d1 mm	H mm	UM	€
<b>1816136</b>	09-1077B-9	Nitrile	35.2	8	12.7	PCS	



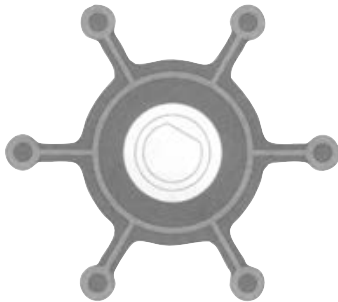
**Impellers 40MM**

Code	Johnson Ref	Material	D mm	d1 mm	H mm	Jabsco Ref	UM	€
<b>1816025</b>	09-806B-1	Neoprene	40	9.5	19	4528-0001	PCS	
<b>1816046</b>	09-808B-1	Neoprene	40	12	19	22405-0001	PCS	



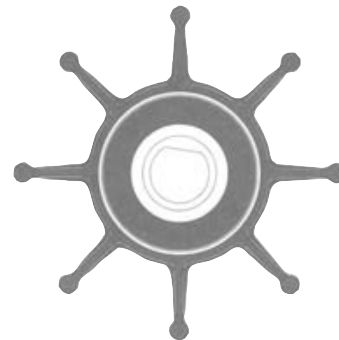
**Impeller 45MM/6B**

Code	Johnson Ref	Material	D mm	d1 mm	H mm	UM	€
<b>1816134</b>	09-1052S-9	Nitrile	45.2	8	12.8	PCS	



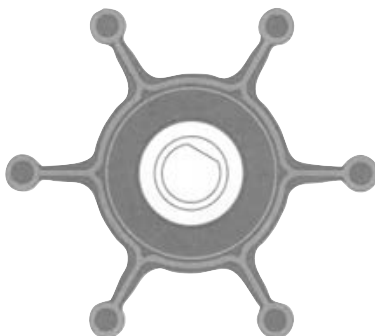
**Impeller 45MM/8B**

Code	Johnson Ref	Material	D mm	d1 mm	H mm	UM	€
<b>1816137</b>	09-843S-9	Nitrile	45.2	8	12.8	PCS	



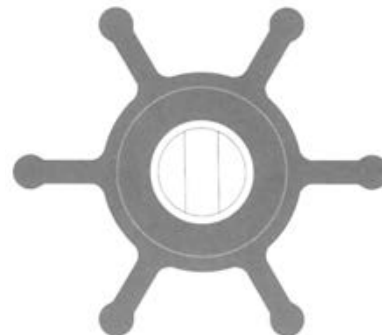
**Impellers 50MM/A**

Code	Johnson Ref	Material	D mm	d1 mm	H mm	Jabsco Ref	UM	€
<b>1816035</b>	09-824P-1	Neoprene	50.8	8	22		PCS	
<b>1816135</b>	09-824P-9	Nitrile	50.8	8	22	6303-0003	PCS	



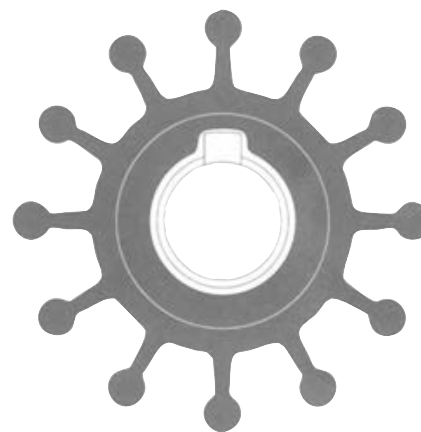
**Impellers 50MM/B**

Code	Johnson Ref	Material	D mm	d1 mm	H mm	Jabsco Ref	UM	€
<b>1816026</b>	09-810B-1	Neoprene	50.8	12	22	18653-001	PCS	
<b>1816041</b>	09-1026B-1	Neoprene	50.8	12.7	22	673-0001	PCS	
<b>1816126</b>	09-810B-9	Nitrile	50.8	12	22		PCS	
<b>1816141</b>	09-1026B-9	Nitrile	50.8	12.7	22	673-0003	PCS	




## Impellers 57MM/A

Code	Johnson Ref	Material	D mm	d1 mm	H mm	Jabsco Ref	UM	€
<b>1816033</b>	09-801B	Neoprene	57.1	15.9	31.5	4568-0001	PCS	
<b>1816138</b>	09-804B-9	Nitrile	57.1	20	31.5		PCS	

SPXFLOW  
Johnson Pump

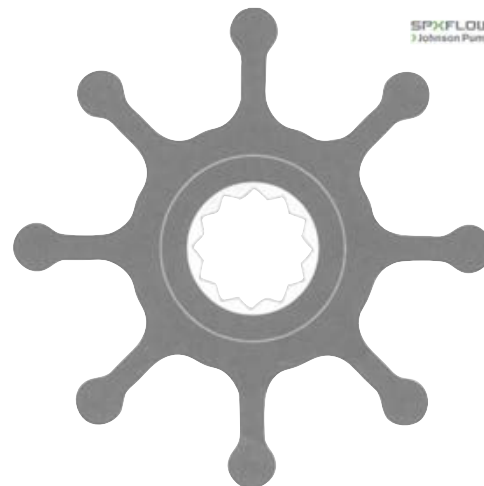
## Impellers 57MM/B

Code	Johnson Ref	Material	D mm	d1 mm	H mm	Jabsco Ref	UM	€
<b>1816032</b>	09-1027B-1	Neoprene	57.1	16	31.5	1210-0001	PCS	
<b>1816039</b>	09-1027BT	Neoprene	57.1	16	31.5	1210-0001	PCS	
<b>1816034</b>	09-1027B-10	Neoprene	57.1	16	31.85		PCS	
<b>1816043</b>	09-812B-1	Neoprene	57.1	16	48.2	13554-0001	PCS	
<b>1816132</b>	09-1027B-9	Nitrile	57.1	16	31.5	1210-0003	PCS	

SPXFLOW  
Johnson Pump

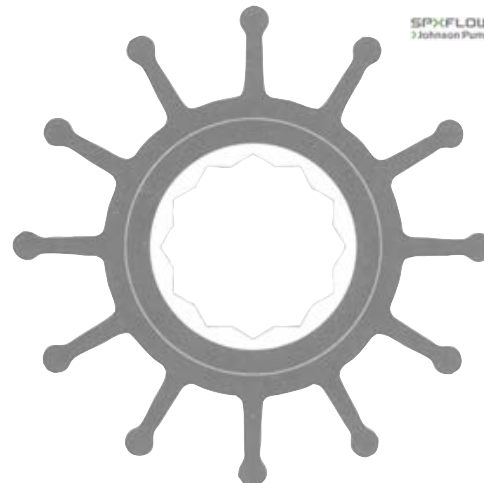
## Impellers 65MM/8B

Code	Johnson Ref	Material	D mm	d1 mm	H mm	Jabsco Ref	UM	€
<b>1816031</b>	09-1028BT-1	Neoprene	65	16	50.2	17937-0001	PCS	
<b>1816131</b>	09-1028B-9	Nitrile	65	16	50.2	17937-0003	PCS	

SPXFLOW  
Johnson Pump


## Impeller 65MM/12B

Code	Johnson Ref	Material	D mm	d1 mm	H mm	UM	€
<b>1816055</b>	09-821BT-1	Neoprene	65	25	80	PCS	

SPXFLOW  
Johnson Pump


**Impellers 95MM/11B**

Code	Pump Ref	Johnson Ref	Material	D mm	d1 mm	H mm	Jabsco Ref	UM	€
<b>1816060</b>	F8	09-819B	Neoprene	95	25	63	836-0001(EU) 17935-0001(USA)	PCS	
<b>1816070</b>	F9	09-814B	Neoprene	95	25	88.5	21676-0001(EU) 17936-0001(USA)	PCS	
<b>1816073</b>	F95	09-820B	Neoprene	95	25	130		PCS	
<b>1816072</b>	F98	09-842B	Neoprene	95	25	180		PCS	
<b>1816160</b>	F8	09-819B-9	Nitrile	95	25	63	836-0003(EU) 17935-0003(USA)	PCS	



**Impellers 95MM/9B**

Code	Pump Ref	Johnson Ref	Material	D mm	d1 mm	H mm	Jabsco Ref	UM	€
<b>1816030</b>	F8	09-1029B	Neoprene	95	25	63	836-0001(EU) 17935-0001(USA)	PCS	
<b>1816037</b>	F9	09-802B	Neoprene	95	25	88.5	6760-0001	PCS	



4 STOVES REFRIGERATORS/TOILETS PLUMBING/FITTINGS PUMPS

**Mercuriser Impeller**



Code	Johnson Ref	Material	D mm	d1 mm	H mm	Mercuriser Ref	Jabsco Ref	UM	€
<b>1816047</b>	09-703P-1	Neoprene	66.7	18.5	51	47-59362T	17954-0001	PCS	




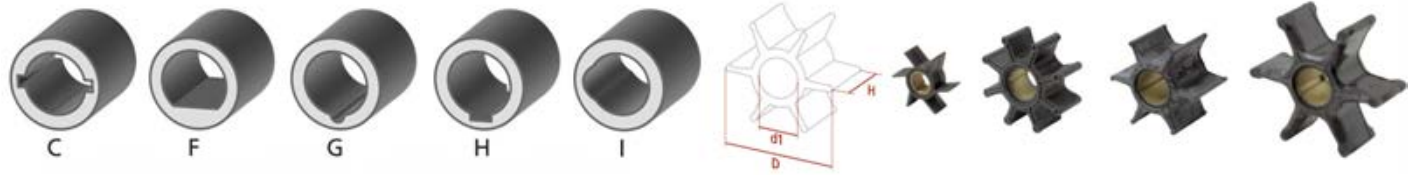
**Sherwood Impellers**

Johnson impellers for Sherwood pumps.































Code	Johnson Ref	Material	D mm	d1 mm	H mm	Sherwood Ref	Jabsco Ref	UM	€
<b>1816028</b>	09-701B-1	Neoprene	62.3	16	31.8	9959K	18838-0001	PCS	
<b>1816045</b>	09-702B-1	Neoprene	65.4	16	41.4	10615K	18948-0001	PCS	
<b>1816048</b>	09-704BT-1	Neoprene	84.1	20	73.4	17000K	18958-0001	PCS	























Mercury / Mariner Impellers

Code	Genuine Code	Engine Type HP	d1 mm	D mm	H mm	Socket	UM	€
1814301	47-95289 2	2T(2.2/2.5/3/3.3)	12	42.5	14	C	PCS	 
1814302	47-16154 3	2T(2.5/3.3/4/5) 4T(2.5/3.5/4/5/6)	10.25	33.6	14.3	G	PCS	 
1814239	47-89980	2T(3.5/3.6/4/4.5/7.5/9.8/9.9)	11.13	32	14.35	G	PCS	 
1814235	47-89981	2T(4/4.5/7.5/9.8)	11.59	32	14.4	G	PCS	 
1814306	47-803748 1	2T(6/8) 4T(8/9.9)	12	40	17.2	G	PCS	 
1814303	47-42038Q02	2T(6/8/9.9/10/XR10/15) 4T(8/9.9/13.5/15)	13	58.8	11.7	G	PCS	 
1814236	47-89982	2T(20)	16	51.5	19.05	G	PCS	 
1814240	47-85089-10	2T(15/18/20/25/30/40/50) 4T(8/9.9/13.5/15/25/30/40/50)	16	73	12.6	G	PCS	 
1814237	47-89983T	2T(25/30/35/40/45/50/60/70)	19	51.8	19.05	G	PCS	 
1814337	47-16154 2	2T(40XR)	17	51	20	H	PCS	 
1814305	47-19453T	2T(45/50/55/60) 4T(30/40/50/60)	19.25	78.2	25.15	G	PCS	 
1814304	47-43026Q02	2T(45/50/55/60/70/75/80/90/100/115/125/200/225) 4T(30/40/50/60/100/115/135/150/175/200/225/250/275/300)	22.4	89	32.5	G	PCS	 
1814238	47-89984T4	2T(45/50/55/60/70/75/80/90/100/115/125/200/225) 4T(30/40/50/60/100/115/135/150/175/200/225/250/275/300)	22.2	60	33.8	G	PCS	 
1814313	47-888689	4T(225EFI)	22	90	30.5	H	PCS	 

4 STOVES REFRIGERATORS/TOILETS PLUMBING/FITTINGS PUMPS

## Suzuki Impellers


















Code	Genuine Code	Engine Type HP	d1 mm	D mm	H mm	Socket	UM	€		
1814288	17461-98501/2/3	2T(DT2/DT2.2/DT4/DT5/DT6/DT8) 4T(DF4/DF5/DF6)	10.15	41	14	C	PCS			
1814289	17461-93901/92D02	2T(DT8/DT9.9) 4T(DF8/DF9.9)	12.3	42	20	H	PCS			
1814284	17461-93901/2/3	4T(9.9/15)	13.2	39.3	22	H	PCS			
1814287	17461-96301/10/11/12	2T(DT20/DT25/DT30/DT40) 4T(DF25/DF25RV2/DF30/DF40/DF50)	17.1	67.5	16.18	H	PCS			
1814286	17461-94700/1	2T(DT55/DT65)	17.1	67	19	H	PCS			
1814285	17461-95300/1/2	2T(DT75/DT85)	20.1	67.5	19	H	PCS			
1814290	17461-87E10/E11	2T(DT90/DT100) 4T(DF60/DF70)	22.2	78.3	26	H	PCS			
1814291	17461-90J00/01	4T(DF90/DF115/DF140/DF150TZ/DF175TZ)	24.3	86	31.7	H	PCS			
1814292	17461-93J00	4T(DF200/DF225/DF250/DF300TZ)	24.3	87	39	H	PCS			

## Tohatsu Impellers

Code	Genuine Code	Engine Type HP	d1 mm	D mm	H mm	Socket	UM	€		
1814301	309-65021-0	2T(M2.5/M3.5)	12	42.5	14.1	C	PCS			
1814302	369-65021-1	2T(M3.5B/M4C/M5B) 4T(MFS2.5C/MFS3.5C/MFS4C/MFS5C/MFS6C)	10.25	33.6	14.3	G	PCS			
1814306	3B2-65021-1	2T(M6B/M8B/M9.8B) 4T(MFS8A/MFS9A/MFS9.8A3)	12.12	40	18.03	G	PCS			
1814341	334-65021-0	2T(M9.9D-D2/M15D-D2/M18E-E2) 4T(MFS9.9B/MFS15B/MFS18B)	13.96	40.7	23.35	H	PCS			
1814342	335-65021-0	2T(M25C2-C3/M30A3-A4/M35C/M40C) 4T(MFS25A/MFS30A)	17.12	44.1	20.25	H	PCS			
1814337	3C8-65021-2	2T(M40D-D2/M50D-D2/MD40TLDI/MD50TLDI)	17.2	50.4	20.15	H	PCS			
1814343	3B7-65021-2	2T(M60B-C/M70/M90/M115/M120/M140)	20.15	67.4	35.1	H	PCS			











## Yamaha Impellers

Code	Genuine Code	Engine Type HP	d1 mm	D mm	H mm	Socket	UM	€	
1814249	646-44352-01	2T(2A/2B/2C)	11.15	47.5	13.7	H	PCS		
1814250	6E0-44352-00	2T(4A/5C) 4T(F4A)	11	40	12.6	H	PCS		
1814307	6L5-44352-00	2T(3A)	9.9	36	14.5	H	PCS		
1814246	662-44352-01	2T(6/8)	14	40	22	H	PCS		
1814247	6G1-44352-00	2T(6C/6D/8C)	11.9	40	18	H	PCS		
1814245	682-44352-03	2T(9.9/15) 4T(F9.9A/F9.9B)	13	40	22	H	PCS		
1814244	63V-44352-01	2T(9.9/15) 4T(F9/F9.9/F15)	12.85	53	14	H	PCS		
1814309	6L2-44352-00	2T(20D/25N)	13.8	52	18	H	PCS		
1814251	689-44352-02	2T(20C/25D/28A)	16.15	69.5	12.8	H	PCS		
1814310	6H4-44352-02	2T(25J/25Q/30D/40H/50D) 4T(F20/F25)	16.5	51.5	18	H	PCS		
1814241	6H3-44352-00	2T(25B/60/70) 4T(F40/F50/F60)	18.05	51.8	19.05	H	PCS		
1814277	6F5-44352-00	2T(40Q/40D)	16.04	69.8	22.1	H	PCS		
1814248	688-44352-03	2T(75/80/90A)	20.1	58	29	H	PCS		
1814313	6E5-44352-01	2T(115/130/140/150/175/200/225/250/300) 4T(F115/F150/F200/F225)	22.45	89	31	H	PCS		
1814316	68T-44352-00	4T(F6/F8)	12	52.8	13.5	H	PCS		
1814317	67F-44352-00	4T(F80/F100)	20	58.2	34.7	H	PCS		



## Honda Impellers

Code	Genuine Code	Engine Type HP	d1 mm	D mm	H mm	Socket	UM	€		
1814460	19210-881-A01/A02	4T(BF4.5/BF5/BF75/BF100/BF8)	14.2	41	23	F	PCS			
1814461	19210-ZV4-651	4T(BF9.9 AX-BX-AM-B/BF15 AX-BX-B2-A1-A2-AM-B)	14.1	41	27.55	H	PCS			
1814462	19210-ZW9-003/013	4T(BF8/BF9.9D/BF10D-B)	13	45.6	14.8	H	PCS			
1814463	19210-ZV9-A31/032	4T(BF8D/BF15D3/BFP8/BFP9.9/BFP10)	16.2	45.6	14.8	H	PCS			
1814464	19210-ZV7-003	4T(BF20A-A1-A2-AX/BF25/BF30A-A1-A2-AX-D4)	17.2	55.75	20.2	H	PCS			
1814465	19210-ZV5-003	4T(BF35/BF45/BF40/BF50A-A1-A2-AX-B-B2-BX)	17.2	55.75	20.2	H	PCS			
1814304	19210-ZW1-003	4T(BF75/BF90)	22.4	89	32.5	G	PCS			
1814466	19210-ZW1-B02/3/4	4T(BF75/BF90A1-AX-AV-K/BF115/BF130A1-A2-A3-AX/BF135/BF150A4)	23.35	87.8	31	H	PCS			
1814467	19210-ZY3-003	4T(BF175/BF200/BF225A2-A3-A6)	26	89.75	31.3	H	PCS			




































## Parsun Impellers


Code	Genuine Code	Engine Type HP	d1 mm	D mm	H mm	Socket	UM	€		
1814307	F2.6-030000100	4T(2.6)	9.9	36	14.5	H	PCS			
1814250	F15-06050000	4T(4/5)	11	40	12.6	H	PCS			
1814244	F4-03060000	4T(9.9/15)	12.85	53	14	H	PCS			
1814310	F25-04040000	4T(20/25)	16.1	51	19	H	PCS			


## Tomos Impellers

Code	Genuine Code	Engine Type HP	d1 mm	D mm	H mm	Socket	UM	€		
1814405	210-245	2T(10/18)	15	65	15	C	PCS			

## Johnson / Evinrude Impellers



Code	Genuine Code	Engine Type HP	d1 mm	D mm	H mm	Socket	UM	€		
1814314	389576	2T(4/4.5/5/6/7.5/8)	11.2	38.4	17.9	H	PCS			
1814301	114812	2T(2/2.3/3/3.3)	12	42.5	14	C	PCS			
1814283	387361	2T(4/6)	11.2	38.4	17.9	G	PCS			
1814275	277181>434424	2T(6)	11	69	12.8	H	PCS			
1814280	386084	2T(9.9/15)	12.75	38.4	17.8	G	PCS			
1814276	375638>775518	2T(18/20/25)	12.7	69	12.8	H	PCS			
1814282	395289	2T(20/25/30/35)	16	51	19	I	PCS			
1814277	377230>777213	2T(40/50/55)	16.04	69.8	22.1	H	PCS			
1814271	396809>777214	2T(40/45/50/55)	16.04	70	22.3	I	PCS			
1814297	432941	2T(25/40/50)	19.13	91.3	25.4	I	PCS			
1814315	437059	2T(40/50/60/65/70)	19.13	91.3	25.4	I	PCS			
1814296	389642>5004562	2T(40/50/60/65/70/75)	19.13	91.5	25.4	I	PCS			
1814485	389642	2T(V4/V6<1978)	22.32	89	31.9	H	PCS			
1814486	435821>5001593	2T(V4/V6>1978)	22.41	89	31.9	I	PCS			
1814288	5030188	4T(4/5)	10.15	41	14	C	PCS			
1814289	5033112	4T(9.9/15)	12.3	42	20	H	PCS			
1814287	5031417	4T(25/30/40/50)	17.1	67.5	16.18	H	PCS			

Code	Genuine Code	Engine Type HP	d1 mm	D mm	H mm	Socket	UM	€		
1814290	5030723	4T(60/70)	22.2	78.3	26	H	PCS			



1814291	5033542	4T(90/115/140)	24.3	86	31.7	H	PCS			
---------	---------	----------------	------	----	------	---	-----	--	---	---

**Selva Impellers**



Code	Genuine Code	Engine Type HP	d1 mm	D mm	H mm	Socket	UM	€		
1814201	8095020	2T(6/8/10/15)	13	48	14.9	G	PCS			

1814202	8095050	2T(20<>35)	15	53	20	G	PCS			
---------	---------	------------	----	----	----	---	-----	--	---	---



1814203	8095060	2T(40<>100)	18.15	58	22.5	G	PCS			
---------	---------	-------------	-------	----	------	---	-----	--	---	---

1814250	6E0-44352-00	4T(4)	11	40	12.6	H	PCS			
---------	--------------	-------	----	----	------	---	-----	--	---	---

1814244	63V-44352-01	4T(9.9/15)	12.85	53	14	H	PCS			
---------	--------------	------------	-------	----	----	---	-----	--	--	--

1814310	6H4-44352-02	4T(25)	16.1	51	19	H	PCS			
---------	--------------	--------	------	----	----	---	-----	--	---	---

1814241	6H3-44352-00	4T(40/50/60)	18.05	51.8	19.05	H	PCS			
---------	--------------	--------------	-------	------	-------	---	-----	--	---	---

1814317	67F-44352-00	4T(100)	20	58.2	34.7	H	PCS			
---------	--------------	---------	----	------	------	---	-----	--	---	---

1814313	6E5-44352-01	4T(115)	22.45	89	31	H	PCS			
---------	--------------	---------	-------	----	----	---	-----	--	---	---