

5

WIPERS HORNS / ENERGY ELECTRICAL / NAVIGATION LIGHTS



MTM

Manual Windshield Wiper

Hand windshield wiper to be completed with arm and blade.

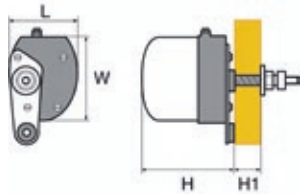
Cod.	Ref	Accessories	UM	€
1950003	Handle		PCS	
1956023		Stainless Steel Arm 230<>280 mm	PCS	
1956030		Stainless Steel Arm 300<>360 mm	PCS	
1957028		280 mm Blade	PCS	
1957035		350 mm Blade	PCS	



MTM W6 Windshield Wiper Motor Set

New type windshield wiper for small boats. Waterproof motor, 90° sweep angle. Complete with wiper arm (300mm) and blade (300mm).

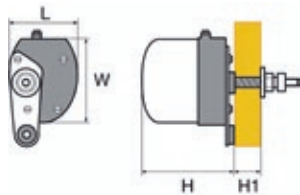
Cod.	V	H mm	H1 mm	L mm	W mm	UM	€
1950010	12	88	26	55	90	PCK	



AA S/Steel Windshield Wiper System

Windshield wiper for small boats. Watertight motor with self-parking. 90° sweep angle. To be completed with wiper arm and blade.

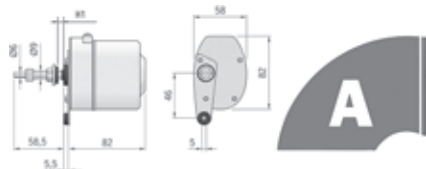
Cod.	V	H mm	H1 mm	W mm	Arm mm	Blade mm	UM	€
1950006	12	82	26	58	82		PCS	
1950008	24	82	26	58	82		PCS	
1956023					S/Steel 230<>280		PCS	
1956030					S/Steel 300<>360		PCS	
1957028						280	PCS	
1957035						350	PCS	



Roca W5 Windshield Wiper System

Roca W5 windshield wiper for small boats. Single-speed 5 Nm motor with right or left automatic self-park and 90° to 110° adjustable sweep angle. To be completed with Burnished Steel wiper arm and blade. 90° side A-type sweep.

Cod.	V	H1 mm	Arm mm	Blade mm	UM	€
1950007	12	25			PCS	
1950009	24	25			PCS	
1956132			Burnished Steel 280<>360		PCS	
1957228				280	PCS	
1957230				305	PCS	
1957233				330	PCS	
1957235				355	PCS	

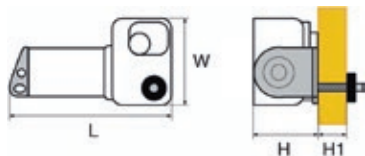


W10M Windshield Wiper Motor

Windshield wipers for medium-small boats. Watertight motor with max torque up to 12Nm.
2 speeds: Slow 30 sweeps/minute and Fast 45 sweeps/minute.
Adjustable sweep angle 45°- 60°- 80°- 110° (Standard adjustment 110°).
Automatic right self-parking. Standard shaft 13.8 mm.
To be completed with wiper arm and blade.



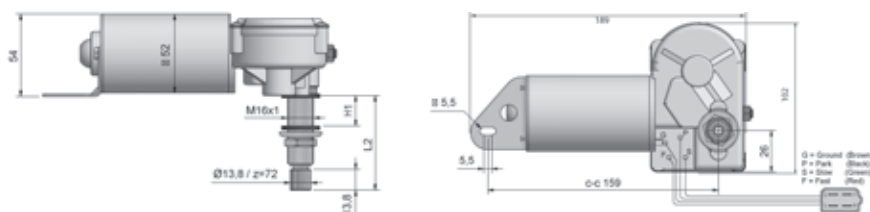
Cod.	V	H1 mm	H mm	L mm	W mm	UM	€
1950011	12	28	55	200	100	PCS	
1950012	12	48	55	200	100	PCS	
1950023	24	28	55	200	100	PCS	
1950024	24	48	55	200	100	PCS	

**Roca W10 Windshield Wiper Motor**

Roca W10 windshield wipers for medium-small boats. IP65 waterproof housing made of UV-stabilized thermoplastic. 10 Nm motor with 35 or 55 sweeps per minute, left or right self-parking and adjustable sweep angle from 40° to 110°. Standard shaft 13.8 mm. Consumption 2A at rest and 4A at full load at 12V. To be completed with arm and blade.



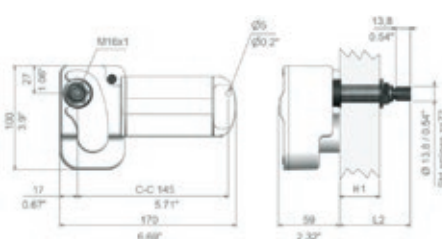
Cod.	V	H1 mm	L2 mm	UM	€
1952101	12	16	42	PCS	

**Roca W12 Windshield Wiper Motor**

Roca W12 windshield wipers for medium-small boats. IP65 waterproof housing made of UV-stabilized thermoplastic. 12 Nm motor with 35 or 55 sweeps per minute, left or right self-parking and adjustable sweep angle from 45° to 110°. Standard shaft 13.8 mm. Consumption 2A at rest and 4A at full load at 12V. To be completed with arm and blade.



Cod.	V	H1 mm	UM	€
1952111	12	16	PCS	
1952112	12	42	PCS	
1952113	12	68	PCS	
1952123	24	16	PCS	
1952124	24	42	PCS	
1952125	24	68	PCS	

**Standard Adjustable Wiper Arms**

Stainless Steel adjustable wiper arms with J-Hook connection. For W10/W12 wipers and for any wiper with 13.8 mm shaft. Classic S-type sweep.



Cod.	Stainless Steel	mm	UM	€
1956137	Polished	350<>450	PCS	
1956136	Burnished	350<>480	PCS	
1956152	Polished	450<>550	PCS	
1956151	Burnished	480<>620	PCS	



Roca Standard Adjustable Wiper Arms

Roca burnished Stainless Steel adjustable wiper arms with J-Hook connection. For W10/W12 wipers and for any wiper with 13.8 mm shaft. Classic S-type sweep.



Cod.	mm	UM	€
1956110	240<>305	PCS	
1956111	319<>458	PCS	
1956112	474<>612	PCS	

**Roca Tip Adjustable Wiper Arms**

Roca Stainless Steel telescopic wiper arms with adjustable J-Hook connection. For W10/W12 wipers and for any wiper with 13.8 mm shaft. 90° side S-type sweep.



Cod.	Stainless Steel	mm	UM	€
1956120	Polished	324<>460	PCS	
1956122	Burnished	324<>460	PCS	
1956121	Polished	454<>591	PCS	
1956123	Burnished	454<>591	PCS	

**Roca Slim Adjustable Pantograph Wiper Arms**

Roca burnished Stainless Steel adjustable pantograph wiper arms with J-Hook connection. For W10/W12 wipers and for any wiper with 13.8 mm shaft. P-type parallel edge sweep.



Cod.	mm	UM	€
1956484	324<>462	PCS	
1956486	462<>600	PCS	

**Roca Adjustable Pantograph Wiper Arms**

Roca Stainless Steel adjustable pantograph wiper arms with J-Hook connection. For W10/W12 wipers and for any wiper with 13.8 mm shaft. P-type parallel edge sweep.



Cod.	Stainless Steel	mm	UM	€
1956472	Polished	324<>460	PCS	
1956475	Burnished	324<>460	PCS	
1956473	Polished	454<>591	PCS	
1956476	Burnished	454<>591	PCS	

**S/Steel Wiper Blades**

High quality Stainless Steel edge blades. Natural rubber insert. Endowed with universal bracket for both straight and J-Hook connection.



Cod.	Length mm	UM	€
1957340	400	PCS	
1957345	450	PCS	
1957350	500	PCS	
1957355	550	PCS	
1957360	600	PCS	
1957365	650	PCS	

**Roca Extraflex Wiper Blades**

Roca burnished Steel wiper blades with natural rubber insert. Endowed with 3 universal brackets for both straight and J-Hook connection.



Cod.	Length mm	UM	€
1957228	280	PCS	
1957230	300	PCS	
1957233	330	PCS	
1957235	350	PCS	
1957206	380	PCS	
1957207	405	PCS	
1957209	455	PCS	
1957210	480	PCS	
1957211	508	PCS	
1957212	533	PCS	
1957214	560	PCS	



W40 HD Windshield Wiper System

W40 HD wipers for medium-large boats. 35 Nm watertight motor with 2 speeds (slow 30 sweeps/minute and fast 45 sweeps/minute), sweep angle 70° and automatic left self-parking. Non boxed mechanism for easy lubrication. 60 mm effective threaded shaft length with conical ribbed attachment dia 9-7 mm.

To be completed with pantograph wiper arm and Stainless Steel blade.

Cod.	V	S/Steel Arm mm	Blade mm	UM	€
1952130	12			PCS	
1952131	24			PCS	
1956446		Polished 450<>550		PCS	
1956456		Polished 550<>650		PCS	
1957345			450	PCS	
1957350			500	PCS	
1957355			550	PCS	
1957360			600	PCS	
1957365			650	PCS	

**W70 HD Windshield Wiper System**

W70 HD wiper for large boats. Watertight motor with torque up to 35 Nm. Sweep angle 70°. Automatic left self-parking.

2 speeds: Slow 30 sweeps/minute and Fast 45 sweeps/minute.

Boxed mechanism for easy lubrication. 60 mm effective threaded shaft length. 60 mm shaft wheelbase.

To be completed with pantograph wiper arm and Stainless Steel blade.

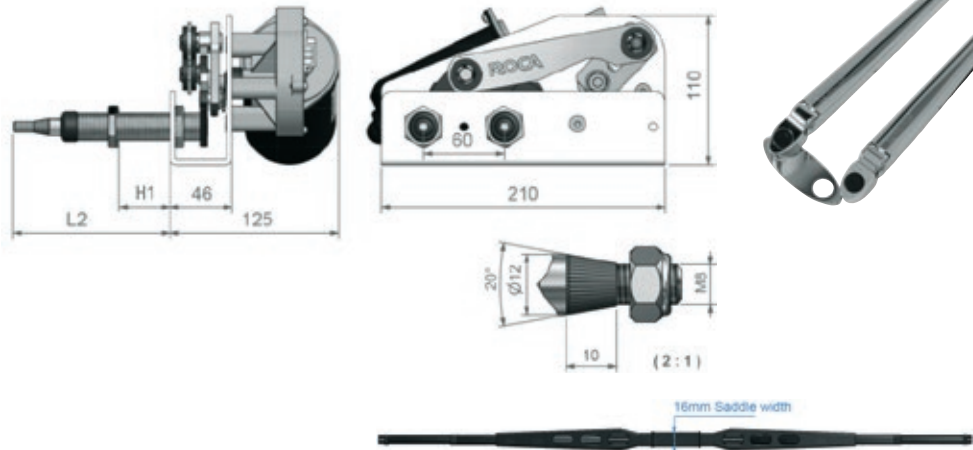
Cod.	V	S/Steel Arm mm	Blade mm	UM	€
1952137	12			PCS	
1952138	24			PCS	
1956466		Polished 650<>800		PCS	
1957460			600	PCS	
1957470			700	PCS	
1957480			800	PCS	



Roca W38 Windshield Wiper System

Superior quality Roca W38 windshield wiper for medium-large boats. Also for professional use on work boats. 38 Nm motor with 35 or 55 sweeps per minute, left or right automatic self-parking and adjustable sweep angle from 45° to 110°. Consumption 3A at rest and 7A at full load at 12V. To be completed with pantograph arm and blade. The pantograph arm is endowed with spray nozzle and 1.1 meter hose.

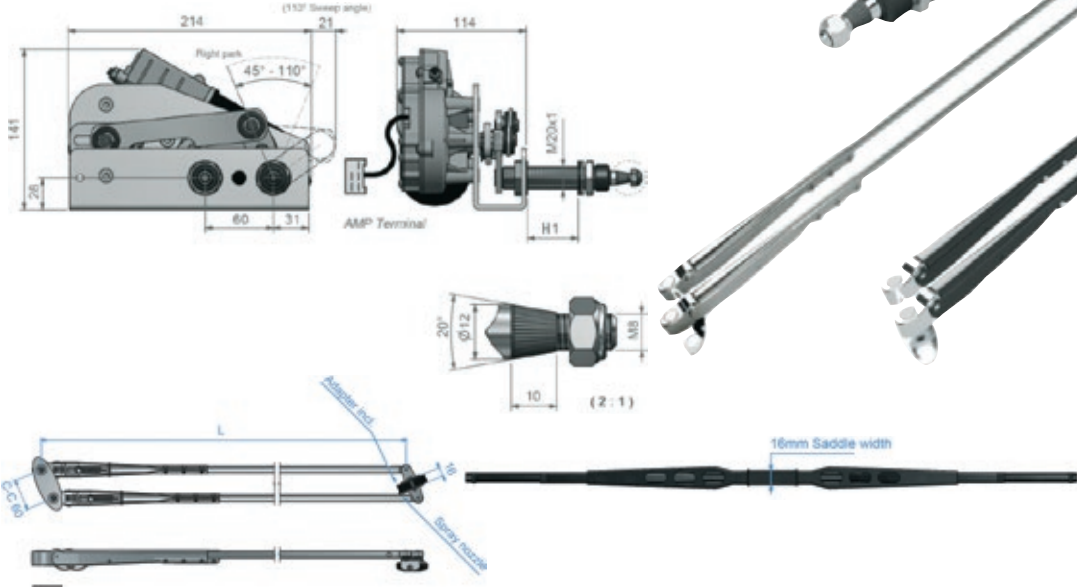
Cod.	V	H1 mm	L2 mm	S/Steel Arm mm	Blade mm	UM	€
1952133	12	53	103			PCS	
1952134	12	78	128			PCS	
1952135	24	53	103			PCS	
1952136	24	78	128			PCS	
1956469				Polished 620<>900		PCS	
1956470				Burnished 620<>900		PCS	
1957281					710	PCS	
1957282					760	PCS	
1957283					810	PCS	
1957284					838	PCS	
1957285					863	PCS	
1957286					890	PCS	



Roca W50 Windshield Wiper System

Superior quality Roca W50 windshield wiper for medium-large boats. Also for professional use on work boats. 50 Nm motor with 30 or 47 sweeps per minute, left or right automatic self-parking and adjustable sweep angle from 45° to 110°. Consumption 6A at rest and 10A at full load at 12V. To be completed with pantograph arm and blade. The pantograph arm is endowed with spray nozzle with 1.1 meter hose and can be cut up to 370 mm.

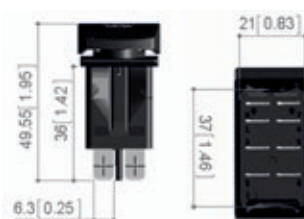
Cod.	V	H1 mm	L2 mm	S/Steel Arm mm	Blade mm	UM	€
1952140	12	53	103			PCS	
1952141	12	78	128			PCS	
1952143	24	53	103			PCS	
1952144	24	78	128			PCS	
1956480				Polished 1020<>1200		PCS	
1956481				Burnished 1020<>1200		PCS	
1957290					965	PCS	
1957291					1016	PCS	



Wiper Laser Etched Switch

3-position ON-OFF-ON 12/24V (20/10A) wiper rocker switch. IP68 Waterproof with Nitrile gasket and laser etched actuator. The symbol is always lighted on (red LED), while the label text lights on (white LED) when the switch is activated.

Cod.	UM	€
2100530	PCS	

**12V 3-Position Wiper Switch**

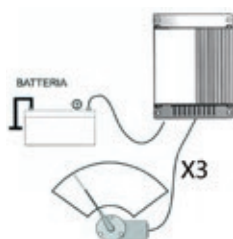
3-position wiper switch: 1) off/park 2) low 3) fast

Cod.	UM	€
1959500	PCS	

**Synchronized Wiper Controller**

Aluminum alloy wiper control box. Controls and synchronizes up to 3 wiper 12/24V motors. Complete with rocker switch.

Cod.	Dim mm	For Motors	UM	€
1959802	112 x 112	12V	PCS	
1959800	112 x 112	24V	PCS	

**Roca Universal Wiper Controller**

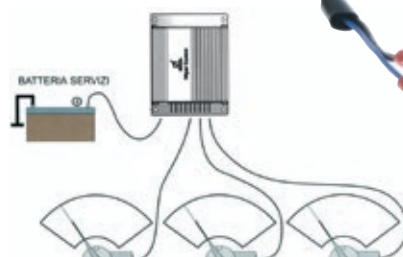
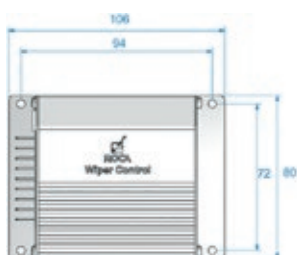
Roca universal system that controls and synchronizes up to 3 low power wiper motors of any power. It allows the selection of each single motor, controls the speed of the sweeps and the windshield washing system. Universal 12/24V power supply. To be completed with Carling switch or touch panel. The Carling switch is complete with 1.5 meters cable and connector. The touch panel manages all the controls together with up to 3 wiper motors.

Cod.	Ref	Accessories	UM	€
1959623	Control Box		PCS	
1959640		Carling Switch	PCS	
1959643		Touch Panel	PCS	

**Roca W10/W12 Wiper Controller**

Roca system that controls and synchronizes up to 3 low power wiper motors W10 and W12 type. Complete with Carling switch with 1.5 meters of cable. It allows the selection of each single motor, controls the speed of the sweeps and the windshield washing system. Universal 12/24V power supply.

Cod.	UM	€
1959624	PCS	



Roca Fittings and Accessories for Wipers

Wiper washing spray nozzles with 4 mm pipe-to-hose complete with 110 cm hose. M8 threaded thru-bulkhead with 4 mm pipe-to-hose. 5-meter EPDM rubber washer hose with UV protection, dia 4 mm, external 7 mm.

Cod.	Ref	UM	€
1959015	Spray Nozzle W10/W12	PCS	
1959016	Spray Nozzle W38	PCS	
1959110	Thru-Bulkhead L80 mm	PCS	
1959130	5-Meter Washer Hose	PCK	



1959016



1959015

Washing Tank Set

Washing tank set with built-in electric pump. Dimensions: 125 x 145 x H215 mm.

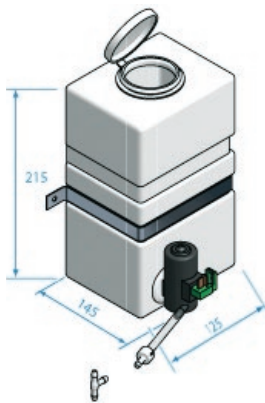
Cod.	V	Lt	UM	€
1959012	12	2,5	PCS	
1959014	24	2,5	PCS	



Roca Washing Tank Set

Roca washing tank set with electric pump and T-fitting. Stainless Steel fixing strap. Dimensions 125 x 145 x H215 mm.

Cod.	V	Lt	UM	€
1959132	12	2,5	PCS	
1959134	24	2,5	PCS	



Roca Spares and Accessories for Wiper Arms and Blades

Spare L62 mm Stainless Steel springs for wiper arms. Stainless Steel spare plate for W10/W12 pantograph arms. Straight or J-Hook adapters for blades mount.

Cod.	Ref	UM	€
1959117	Spring 120N	PCS	
1959118	Spring 180N	PCS	
1959116	Plate with shaft for W10/W12	PCS	
1959120	Adapter A7 for Straight Connectors	PCS	
1959121	Adapter B2 for J-Hook Connectors	PCS	
1959122	Adapter B9 for J-Hook Connectors	PCS	



AA Stainless Steel Horn

Stainless Steel casing 12V compact electric horn.

Cod.	mm	UM	€
1901007	110 x 80	PCS	

**Roca Stainless Steel Horn**

Roca Stainless Steel casing 12V compact electric horn.

Cod.	mm	Output dB/1m	UM	€
1901004	93 x 83 x H55	110	PCS	

**Marco CR Horn**

Marco Chromed Brass casing 12V compact electric horn.

Cod.	mm	UM	€
1901010	90 x 110	PCS	

**Marco Double CR Horn**

Marco Chromed Brass casing double compact electric horn.

Cod.	V	mm	UM	€
1901012	12	90 x 230	PCS	
1901024	24	90 x 230	PCS	

**Mouse PL Horn**

Plastic casing 12V shaped electric horn.

Cod.	mm	Colour	UM	€
1901005	110 x 155	WHITE	PCS	
1901006	110 x 155	BLACK	PCS	

**Whale PL Horn**

Plastic casing 12V shaped electric horn.

Cod.	mm	UM	€
1901009	110 x 155	PCS	

**Marco Shark Horn**

High resistance Plastic casing and Stainless Steel mounting bracket 12V compact electric horn.

Cod.	mm	Finishing	UM	€
1901014	140 x 100 x H100	WHITE	PCS	
1901015	140 x 100 x H100	CHROMED	PCS	

**Drop-In Hidden PL Horn**

Drop-in hidden compact electric 12V horn. ABS oval frame

Cod.	Recess ø mm	Recess H mm	Flange Dim mm	UM	€
1901016	79	39	85 x 110	PCS	

**Marco Drop-In Hidden PL Horn**

Drop-in hidden compact electric 12V horn. ABS square frame.

Cod.	Recess Dim mm	Recess H mm	Flange Dim mm	UM	€
1901017	45 x 75	100	70 x 125	PCS	

**Drop-In Hidden Round PL Horn**

Drop-in hidden compact electric 12V horn. ABS round frame.

Cod.	Recess ø mm	Recess H mm	Flange ø mm	UM	€
1901019	105	70	117	PCS	



AA CR Single Chrome Horn

Stainless Steel casing electric diaphragm 12V trumpet horn.
Chromed ABS Plastic trumpet.



Cod.	L mm	dB	UM	€
1901401	220	105	PCS	
1901411	270	105	PCS	

**AA S/Steel Single Horn**

Stainless Steel casing electric diaphragm 12V trumpet horn.
Stainless Steel trumpet.



Cod.	L mm	UM	€
1901201	400	PCS	

**Marco WH Single Horn**

Reduced dimensions and high sound output electric diaphragm
12V trumpet horn. Lacquered Brass and Stainless Steel body,
lacquered Brass trumpet.

**MARCO**

Cod.	L mm	V	A	dB	UM	€
1901206	250	12	5	114	PCS	
1901208	250	24	4	114	PCS	

**Marco S/Steel Single Horn**

NMMA approved Stainless Steel electric single diaphragm trumpet
horn. Bracket with flushed cable.

**MARCO**

Cod.	L mm	V	UM	€
1901210	400	12	PCS	
1901212	400	24	PCS	

**Marco S/Steel Long Trumpet Horn**

NMMA approved Stainless Steel electric single diaphragm trumpet
horn. Bracket with flushed cable.

**MARCO**


Cod.	L mm	V	UM	€
1901213	470	12	PCS	
1901214	470	24	PCS	

**AA CR Dual Horn**

Stainless Steel casing electric diaphragm dual trumpet horn.
Chromed ABS Plastic trumpet.




Cod.	L mm	V	UM	€
1901412	270	12	PCS	

**AA S/Steel Dual Horn**

Stainless Steel casing electric diaphragm dual trumpet horn.
Stainless Steel trumpet.



Cod.	L mm	V	UM	€
1901202	450	12	PCS	
1901204	450	24	PCS	

**Marco S/Steel Dual Horn**

NMMA approved Stainless Steel electric diaphragm double trumpet
horns. Bracket with flushed cable.

**MARCO**

Cod.	L mm	V	UM	€
1901222	400/470	12	PCS	
1901224	400/470	24	PCS	



TV Single Compact Horn

White varnished Brass casing electric air horn. White varnished Tecnopolymer trumpet. Compressor, air tubing, fittings and hardware included.



MARCO

Cod.	L mm	V	UM	€
1901500	250	12	PCS	

**Short Single Chromed Horn**

Composite and Chromed Brass casing electric air compressor horn. Chromed Tecnopolymer trumpet. Compressor, air tubing, fittings and hardware included.



MARCO

Cod.	L mm	V	UM	€
1901506	390	12	PCS	

**Long Chromed Single Horn**

Composite and Chromed Brass casing electric air compressor horn. Chromed Brass trumpet. Compressor, air tubing, fittings and hardware included.



MARCO

Cod.	L mm	V	UM	€
1901507	500	12	PCS	
1901508	500	24	PCS	

**Short Chromed Dual Horn**

Composite and Chromed Brass casing electric air compressor dual horn. Chromed Tecnopolymer trumpets. Compressor, air tubing, fittings and hardware included.



MARCO

Cod.	L mm	V	UM	€
1901600	390	12	PCS	
1901601	390	24	PCS	


**Long Chromed Dual Horn**

Composite and Chromed Brass casing electric air compressor dual horn. Chromed Brass trumpets. Compressor, air tubing, fittings and hardware included.



MARCO

Cod.	L mm	V	UM	€
1901606	600	12	PCS	
1901608	600	24	PCS	

**Hurricane Recessed Horn**

Tecnopolymer body recessed type electropneumatic compressor horn. Endowed with built-in compressor with typically marine low tone and extraordinary powerful sound.



MARCO

Cod.	Frame Varnish mm	Recess Dim mm	V	UM	€
1901650	WHITE 120 x 190	140 x 120 x H90	12	PCS	
1901652	WHITE 120 x 190	140 x 120 x H90	24	PCS	
1901654	CHROMED 120 x 190	140 x 120 x H90	12	PCS	
1901656	CHROMED 120 x 190	140 x 120 x H90	24	PCS	



R.I.Na. WH Trumpet Horn

R.I.Na. approved white lacquered signalling trumpet horns for boats from 12 up to 20 m. Complete with 180W/2 bar air compressor and mounting accessories.

Cod.	L mm	Trumpet ø mm	V	A	dB	Spare Parts	UM	€
1901511	460	200	12	20	123		PCS	
1901512	460	200	24	10	123		PCS	
1901592						Air Compressor 12V	PCS	
1901594						Air Compressor 24V	PCS	



MARCO

R.I.Na. CR Trumpet Horn

R.I.Na. approved Chrome plated horn for boats from 12 up to 20 m. Complete with 180W/2 bar air compressor and mounting accessories.

Cod.	L mm	Trumpet ø mm	V	A	dB	Spare Parts	UM	€
1901513	449	200	12	20	123		PCS	
1901514	449	200	24	10	123		PCS	
1901592						Air Compressor 12V	PCS	
1901594						Air Compressor 24V	PCS	

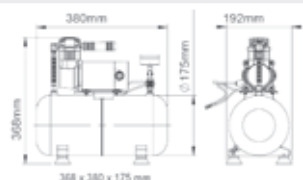


MARCO

R.I.Na. Air Trumpet Horn

R.I.Na. approved horn for boats from 20 up to 75 m. Complete with electric valve, hose and mounting accessories. The 240W/8 bar air compressor has to be purchased separately.

Cod.	L mm	Trumpet ø mm	V	A	dB	Accessories	UM	€
1901522	460	300	12	4,5	132		PCS	
1901524	460	300	24	2,5	132		PCS	
1901582						12V Air Compressor	PCS	
1901584						24V Air Compressor	PCS	



MARCO

- SIGNALLING WHISTLE AND SIRENS -**EHM Electro Signalling Whistle**

Electric signalling whistle complete with IP66 watertight loudspeaker with AISI 316 Stainless Steel bracket, electronic card and automatic fog signal. 1901812 version is also complete with VHF input and microphone.

Cod.	L mm	H mm	V	dB	Microphone	UM	€
1901810	154	121	12	112	No	PCS	
1901812	154	121	12	112	Yes	PCS	



MARCO

Standard Signalling Whistle

R.I.Na. approved signalling whistle for boats from 12 up to 20 m. Complete with loudspeaker, built-in control panel, control unit and mounting kit. 1901802 and 1901804 versions are also complete with VHF input and microphone.

Cod.	L mm	Trumpet ø mm	V	A	dB	Microphone	UM	€
1901800	249	237	12	3	122	No	PCS	
1901801	249	237	24	1,5	122	No	PCS	
1901802	249	237	12	3	122	Yes	PCS	
1901804	249	237	24	1,5	122	Yes	PCS	



MARCO

Gas Sound Alert Horn 1

Sound alert horn with environmentally safe gas. Caution: Flammable gas.

Cod.	Ref	UM	€
1902000	Horn + Refill	PCS	
1902010	Replacement Refill 300 ml	PCS	

**Gas Sound Alert Horn 2**

Gas sound alert horn with environmentally safe non-flammable gas. Complying Italian rules. For boats up to 12 m.

Cod.	Ref	UM	€
1902012	Horn + Refill	PCS	
1902013	Replacement Refill 200 ml	PCS	

**Gas Sound Alert Horn TA1**

Gas sound alert horns with environmentally safe gas.

Cod.	Ref	Gas Type	UM	€
1902001	Horn + 200 ml Refill	Flammable	PCS	
1902002	Horn + 200 ml Refill	Non Flammable	PCS	
1902011	Replacement Refill 200 ml	Flammable	PCS	
1902013	Replacement Refill 200 ml	Non Flammable	PCS	

**Life Jacket Whistle**

CE approved flat signaling whistle.

Cod.	UM	€
3021002	PCS	

**Plastic Fog Horn**

Plastic body fog horn.

Cod.	L cm	UM	€
1900052	29	PCS	

**Reinforced Plastic Very Loud Fog Horn**

Very loud and piercing sound reinforced Plastic body fog horn. The sound is obtained by blowing into the horn side small hole.

Cod.	L cm	UM	€
1900056	20	PCS	

**S/Steel Fog Horn**

Stainless Steel body fog horn.

Cod.	L cm	UM	€
1900054	20	PCS	



Classic Brass Megaphone

Polished Brass classic megaphone.

Cod.	L cm	UM	€
1905020	20	PCS	
1905023	36	PCS	



Battery Megaphone

Amplified extra powerful megaphone with alarm siren, whistle and fog horn. Works with 10 AA type batteries (not included).

Cod.	L cm	Batteries	UM	€
1905000	35		PCS	
2040060		4 pcs pack AA	PCK	



- FOG BELLS AND GONGS -

Classic Brass Fog Bells

Mirror Polished Brass fog bells.

Cod.	W mm	UM	€
1900010	100	PCS	
1900015	150	PCS	
1900019	190	PCS	



Classic Chromed Brass Fog Bells

Chromed Brass fog bells.

Cod.	W mm	UM	€
1900009	100	PCS	
1900014	150	PCS	
1900018	190	PCS	



Old Navy Brass Fog Bell

Mirror Polished Brass Old Navy fog bell.

Cod.	W mm	UM	€
1900016	160	PCS	



Millenium 2000 Chromed Brass Fog Bell

Chromed Brass fog bell.

Cod.	W mm	UM	€
1900020	160	PCS	



R.I.Na. 210 Brass Fog Bell

R.I.Na. approved Mirror Polished Brass fog bell for boats from 12 to 20 meters.

Cod.	W mm	UM	€
1900021	210	PCS	



R.I.Na. 200 Chromed Brass Fog Bell

R.I.Na. approved Chromed Brass fog bell for boats from 12 to 20 meters.

Cod.	W mm	UM	€
1900022	200	PCS	



R.I.Na. 300 Brass Fog Bell

R.I.Na. approved Mirror Polished Brass fog bell for boats from 20 to 75 meters.

Cod.	W mm	UM	€
1900030	300	PCS	



R.I.Na. 300 Chromed Brass Fog Bell

R.I.Na. approved Chromed Brass fog bell for boats from 20 to 75 meters.

Cod.	W mm	UM	€
1900031	300	PCS	



Paguro 3 SY Generator

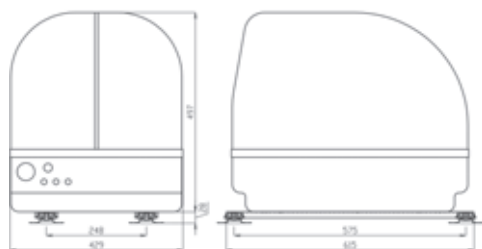
Paguro generator powered by Yanmar Diesel engine with water-cooled alternator. Brushless and synchronous alternator. Ideal for use requiring a high starting current. Marinized components and soundproofed fiberglass case. Complete with remote control panel with 15 m wire, hourmeter, automatic emergency/fault stop and anti-vibration mounts kit.

kW: continuous power

kVA: rated power

A: starting current

Cod.	Type	kW	kVA	A	Dimensions cm	Weight Kg	Engine	UM	€
2002030	Paguro 3 SY	3	3	36	62 x 43 x 53	90	Yanmar 1 Cyl. PCS		

**Paguro 4 SY Generator**


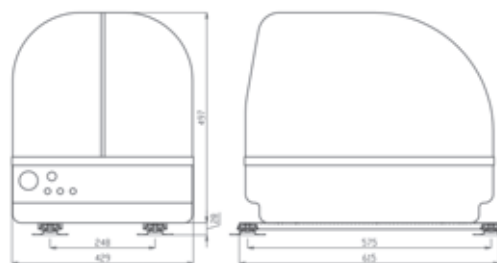
Paguro generator powered by Yanmar Diesel engine with water-cooled alternator. Brushless and synchronous alternator. Ideal for use requiring a high starting current. Marinized components and soundproofed fiberglass case. Complete with remote control panel with 15 m wire, hourmeter, automatic emergency/fault stop and anti-vibration mounts kit.

kW: continuous power

kVA: rated power

A: starting current

Cod.	Type	kW	kVA	A	Dimensions cm	Weight Kg	Engine	UM	€
2002040	Paguro 4 SY	3,5	4	45	62 x 43 x 53	90	Yanmar 1 Cyl. PCS		

**Paguro 4 MY Generator**

Paguro generator powered by Yanmar Diesel engine with water-cooled alternator. Brushless and synchronous alternator. Ideal for use requiring a high starting current. Marinized components and soundproofed fiberglass case. Complete with remote control panel with 15 m wire, hourmeter, automatic emergency/fault stop and anti-vibration mounts kit.

kW: continuous power

kVA: rated power

A: starting current

Cod.	Type	kW	kVA	A	Dimensions cm	Weight Kg	Engine	UM	€
2002041	Paguro 4 MY	3,5	4	30	47 x 42 x H52	60	Yanmar 1 Cil. PCS		



Paguro 6000 Generator

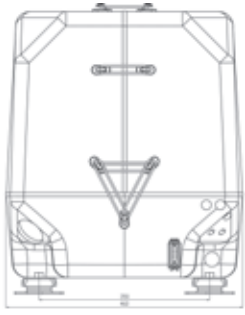
Paguro generator powered by Yanmar Diesel engine with water-cooled alternator. Brushless and synchronous alternator. Ideal for use requiring a high starting current. Marinized components and soundproofed fiberglass case. Complete with remote control panel with 15 m wire, hourmeter, automatic emergency/fault stop and anti-vibration mounts kit.

kW: continuous power

kVA: rated power

A: starting current

Cod.	Type	kW	kVA	A	Dimensions cm	Weight Kg	Engine	UM	€
2002060	Paguro 6000	5	6	70	66 x 46 x 60	130	Lombardini 2 Cyl.	PCS	



Paguro 9000 Generator

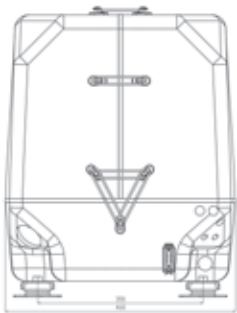
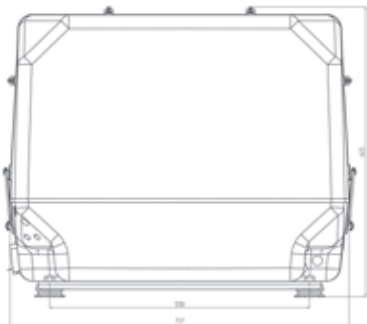
Paguro generator powered by Yanmar Diesel engine with water-cooled alternator. Brushless and synchronous alternator. Ideal for use requiring a high starting current. Marinized components and soundproofed fiberglass case. Complete with remote control panel with 15 m wire, hourmeter, automatic emergency/fault stop and anti-vibration mounts kit.

kW: continuous power

kVA: rated power

A: starting current



Cod.	Type	kW	kVA	A	Dimensions cm	Weight Kg	Engine	UM	€
2002069	Paguro 9000	8	9	102	72 x 46 x 62	160	Lombardini 2 Cyl.	PCS	



ETFE Semi-Flexible Solar Panels

Light and resistant semi-flexible solar panels with high efficiency monocrystalline Silicon cells. ETFE polymer cover and TPT laminate composite base with 2.5 mm total thickness for superior flexibility and strength. Complete with Stainless Steel eyelets for fixing, two 90 cm cables and MC4 connectors. Diode and connection box immersed in IP68 silicone paste. To be completed with a charge controller based on the number of outputs required and based on the sum of the amperages (Imp) of each individual panel. Wp = Power Rating (W) Imp = Max Power Amps (A) Voc = Open Circuit Voltage (V)

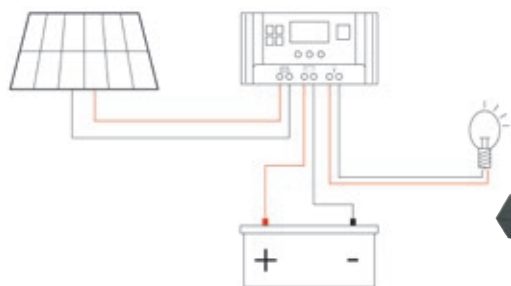
Cod.	Wp	for Systems	Imp	Voc	Dim mm	Weight Kg	UM	€
2005002	20 W	12/24 V	1,23 A	19,1 V	490 x 355	1,0	PCS	
2005010	100 W	12/24 V	5,99 A	19,7 V	450 x 1160	2,0	PCS	
2005016	150 W	12/24 V	6,99 A	25,3 V	670 x 1190	2,5	PCS	

**Solar Frame Solar Panels**

Light and resistant monocrystalline rigid solar panels. The high-quality high-transmission tempered glass offers good impact resistance. The advanced EVA encapsulation system with triple layer back sheet meets the most severe safety requirements for high voltage operation. The sturdy anodized aluminum frame allows modules to be easily mounted with a wide variety of mounting systems.

Wp = Power Rating (W) Imp = Max Power Amps (A) Voc = Open Circuit Voltage (V)


Cod.	Wp	for Systems	Imp	Voc	Dim mm	Weight Kg	UM	€
2005015	55 W	12V	2,75 A	21,5 V	790 x 400 x H30	4.5	PCS	
2005019	120 W	12V	5,49 A	21,5 V	1200 x 510 x H30	6.0	PCS	

**Wind Generator**

12V wind generator complete with integrated charge regulator thanks to which it can be connected directly to the battery. IP65 polymer body with 45 mm tube connection. Reinforced fiberglass blades which at full capacity develop 90W of power with a wind operating range of 3.6<>120 km/h.




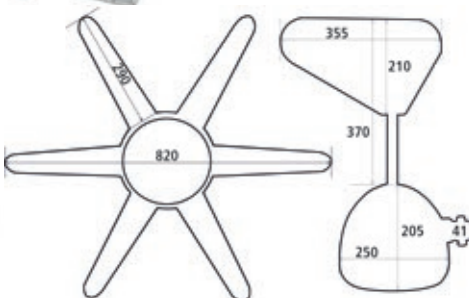
Cod.	UM	€
2005509	PCS	



Battery



Solar Charge Regulator





Folding Solar Panels

Light and resistant semi-flexible solar panels superior quality and high efficiency monocrystalline silicon cells for better output which can reach 22%. Foldable and portable like a briefcase with handle, thanks to the supplied tripod they can be positioned and oriented towards the sun, or fixed in position with double-sided tape or screws. Also used to charge cell phones, laptops or other USB charging devices. Complete with USB-A, 5V2A cable output, mobile phone and computer charger-B, 5V3A. With 2 x 90cm cables and MC4 connectors. To be completed with charge controller which has to be chosen according to the voltage (12 or 24V) of the battery to be charged and to the sum of amperage (Imp) of each single panel.

Total panel thickness 3 mm. Wp = Power Rating (W) Imp = Max Power Amps (A) Voc = Open Circuit Voltage (V)

Cod.	Wp	for Systems	Imp	Voc	Dim Closed mm	Dim Open mm	Weight Kg	UM	€
2005039	100 W	12/24 V	5,56 A	22,5 V	600 x 540 x H45	1200 x 540 x H20	3,00	PCS	



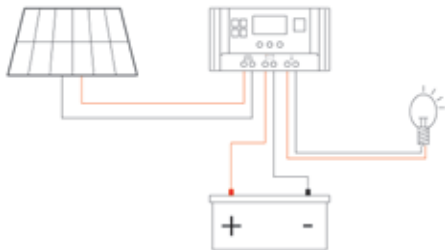
New



PWM Solar Charge Regulators

Solar charge controller for photovoltaics panels and systems. 3-stage charging with PWM technology to transfer the current correctly from the panel up to two battery banks. Suitable for any lead-acid battery, including AGM and gel. It is not compatible with Lithium and NiMH batteries. Complete with LED display, double 2A USB socket, charge setting button and MOS circuit that protects the regulator from short circuit, overvoltage and reverse polarity.

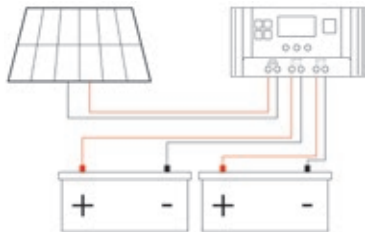
Cod.	A	V	For Solar Installations	Output (Batteries)	Dim mm	UM	€
2005318	10	12/24	< 120/240 W	1	133 x 71 x 37	PCS	
2005320	20	12/24	< 240/480 W	1	166 x 100 x 44	PCS	



PWM Dual Solar Charge Regulator

Solar charge controller for photovoltaics panels and systems. 3-stage charging with PWM technology to transfer the current correctly from the panel up to two battery banks. Suitable for any lead-acid battery, including AGM and gel. It is not compatible with Lithium and NiMH batteries. Complete with display, charge setting button, temperature sensor, 8-pin RJ45 socket and short circuit, overvoltage and reverse polarity protection.

Cod.	A	V	For Solar Installations	Output (Batteries)	Dim mm	UM	€
2005319	10	12/24	< 120/240 W	2	153 x 76 x 37	PCS	
2005323	20	12/24	< 240/480 W	2	153 x 76 x 37	PCS	



Solar Panels Accessories

Solar panels and plants accessories.

Cod.	Ref	UM	€
2005150	M+F MC4 Connector	PCS	
215702150	50 m RED 4 mm2 Cable	MT	
215702250	50 m BLACK 4 mm2 Cable	MT	



Quick

Low Power 12/25/30 A - SBC NRG+ Battery Chargers

High efficiency SBC NRG+ Low Power battery chargers with three stage IUoU battery charging. With inner mosfet charge separator and differentiated charging for open, sealed, GEL or AGM batteries. Ability of providing full output power with low supply voltage and possibility of using the battery charger as a power supply without batteries. Compatibility with any kind of generator and universal AC supply input with easy connectors. Protections against reverse polarity, overload, output short circuit, output overvoltage and overheating.

Cod.	Type	V	Output Current	Output n.	Dim mm	Weight Kg	UM	€
2011212	SBC 140 NRG+	12	Max 12A	2	114 x 187 x 71	1,1	PCS	
2011220	SBC 250 NRG+	12	Max 25A	3	114 x 252 x 71	1,6	PCS	
2011230	SBC 300 NRG+	12	Max 30A	3	114 x 252 x 71	1,6	PCS	
2011440	SBC 500 NRG+	12	Max 40A	3	114 x 276 x 71	1,8	PCS	

**Medium Power 30/40/60 A - SBC NRG+ Battery Chargers**

High efficiency SBC NRG+ Medium Power battery chargers with three stage IUoU battery charging. With current status/error LED indicators and CAN bus interface for data transfer. Inner mosfet charge separator and differentiated charging for open, sealed, GEL or AGM batteries. Ability to provide full output power with low supply voltage and possibility of using the battery charger as a power supply without batteries. Compatibility with any kind of generator and universal AC supply input with easy connectors. Protections against reverse polarity, overload, output short circuit, output overvoltage and overheating. Optional 12/24V LCD RDS 1562 remote panel with Can Bus interface to remotely monitor the charge status.

Cod.	Type	V	Output Current	Output n.	Dim mm	Weight Kg	UM	€
2011460	SBC 700 NRG+	12	Max 60A	3	170 x 391 x 82	3,1	PCS	
2012640	SBC 950 NRG+	24	Max 40A	3	170 x 391 x 82	3,1	PCS	
2011008	Remote Panel						PCS	

Quick

**Hi Power 60/80/100 A - SBC NRG+ Battery Chargers**

High efficiency SBC NRG+ Hi Power battery chargers with three stage IUoU battery charging. With current status/error LED indicators and CAN bus interface for data transfer. Inner mosfet charge separator and differentiated charging for open, sealed, GEL or AGM batteries. Ability to provide full output power with low supply voltage and possibility of using the battery charger as a power supply without batteries. Compatibility with any kind of generator and universal AC supply input with easy connectors. Protections against reverse polarity, overload, output short circuit, output overvoltage and overheating. Optional 12/24V LCD RDS 1562 remote panel with Can Bus interface to remotely monitor the charge status.

Cod.	Type	V	Output Current	Output n.	Dim mm	Weight Kg	UM	€
2011490	SBC 1200 NRG+	12	Max 100A	3	170 x 481 x 82	4,2	PCS	
2012650	SBC 1450 NRG+	24	Max 60A	3	170 x 481 x 82	4,2	PCS	
2012680	SBC 1950 NRG+	24	Max 80A	3	170 x 481 x 82	4,2	PCS	
2012690	SBC 2450 NRG+	24	Max 100A	3	170 x 481 x 82	4,2	PCS	
2011008	Remote Panel						PCS	

Quick





Dometic PerfectCharge Battery Chargers

Compact and lightweight Dometic PerfectCharge battery chargers, ideal for all types of lead-acid batteries (liquid, AGM or gel). They perform a quick and full charge with 6-stage IUOU technology and keep the batteries charged. Complete with CI BUS interface for a complete integration with the on-board systems. All chargers have an additional output (+1) for the starter battery. 90-260V power supply.




Cod.	Type	V	Output Current	Output n.	Dim mm	Weight Kg	UM	€
2013015	MCA1215	12	Max 15A	1+1	238 x 179 x H63	1,6	PCS	
2013025	MCA1225	12	Max 25A	2+1	238 x 179 x H63	1,7	PCS	
2013035	MCA1235	12	Max 35A	2+1	274 x 179 x H63	1,9	PCS	

K-Tool Battery Charger

Battery charger and maintainer for all types of 12V batteries. ABS case with LED charging indicators, 220V plug and battery connection clamps. It recovers the discharged battery, recharges it and keeps it in a charged state. Protection against current peaks and reverse polarity.



Cod.	V	Output Current	Dim mm	Weight g	UM	€
2011200	12	Max 3,6A	160 x 80 x H41	40	PCS	



Vetus BC120517 Battery Charger

Vetus battery charger/maintainer suitable for all 12V up to 120Ah batteries. IP65 protection, with 1.8 meters cable for 220V power supply and 1.8 meters cable with clamps for battery connection. It recuperates, charges and maintains the battery in five steps:- Desulfation: recuperates a discharged battery - Boost: charges the battery up to 75% capacity - Equalization: charges the battery in a decreasing way - Top-off: fully charges the battery - Float: maintains the battery charged



Cod.	V	Output Current	Dim mm	Weight g	UM	€
2011205	12	Max 5 A	96 x 160 x H54	850	PCS	



- 12V-24V TO 220V INVERTERS -

12V-24V > 220V Dometic SinePower Compact Inverters

Professional Dometic SinePower inverter that converts battery 12/24V continuous current in 220V alternate True Sine Wave current. Perfect to power all sensitive electronics and electric devices. Endowed with energy saving standby, smart circuits, compact design and reduced weight.



Cod.	Type	Power W	Input V	Output V	Dim mm	Weight Kg	UM	€
2014051	DSP212	150	12	230	127 x 52 x 210	1,10	PCS	
2014053	DSP412	350	12	230	127 x 52 x 210	1,20	PCS	
2014059	DSP1012	1000	12	230	230 x 80 x 282	3,10	PCS	
2014060	DSP1024	1000	24	230	230 x 80 x 282	3,10	PCS	



12V-24V > 220V Dometic SinePower Inverters

Professional Dometic SinePower inverter that converts battery 12/24V continuous current in 220V alternate True Sine Wave current. Perfect to power all sensitive electronics and electric devices. Endowed with energy saving standby and smart circuits. The types 1812-24T, 2312-24T and 3512-24T are equipped with integrated main priority circuit.



Cod.	Type	Power W	Input V	Output V	Dim mm	Weight Kg	UM	€
2014063	DSP1512	1500	12	230	272 x 97 x 382	4,90	PCS	
2014064	DSP1524	1500	24	230	272 x 97 x 382	4,90	PCS	
2014068	DSP2012	2000	12	230	272 x 97 x 402	5,20	PCS	
2014069	DSP2024	2000	24	230	272 x 97 x 402	5,20	PCS	
2014070	DSP1812T	1800	12	230	284 x 118 x 405	6,10	PCS	
2014072	DSP1824T	1800	24	230	284 x 118 x 405	6,10	PCS	
2014073	DSP2312T	2300	12	230	284 x 118 x 481	6,60	PCS	
2014074	DSP2324T	2300	24	230	284 x 118 x 481	6,60	PCS	
2014075	DSP3512T	3500	12	230	324 x 122 x 490	10,90	PCS	
2014076	DSP3524T	3500	24	230	324 x 122 x 490	10,90	PCS	



12V-24V > 220V ES100 Power Inverters

High efficiency true sine wave ES100 Power inverter that converts battery 12/24V continuous current in 220V alternate current. 90% of conversion efficiency with no more than 3% of harmonic distortion. Perfect to power all sensitive electronics and electric devices. The indicated value in power W is continuous.

Cod.	Type	Power W	Input V	Output V	Dim mm	Weight Kg	UM	€
2014306	NVP-600/12	600	12	230	190 x 55 x 115	0,95	PCS	
2014307	NVP-600/24	600	24	230	190 x 55 x 115	0,95	PCS	
2014310	NVP-1000/12	1000	12	230	175 x 80 x 300	3,00	PCS	
2014311	NVP-1000/24	1000	24	230	175 x 80 x 300	3,00	PCS	
2014320	NVP-2000/12	2000	12	230	285 x 166 x 440	6,00	PCS	
2014321	NVP-2000/24	2000	24	230	285 x 166 x 440	6,00	PCS	


MTM
QUALITY
- BATTERY SEPARATORS AND CONVERTERS -**MTM Electronic Battery Splitter**

Sealed electronics and casing high quality battery isolators. Automatic charging selection for the emptiest battery. The battery isolator prevents the discharge of the most charged battery by sustaining the less charged one.

Cod.	Current A	V	Input	Output (Batteries)	Dim mm	UM	€
2014001	70	12/24	1	Up to 2	115 x 83 x 79	PCS	
2014003	70	12/24	1	Up to 3	115 x 83 x 79	PCS	
2014007	120	12/24	1	Up to 3	115 x 166 x 79	PCS	
2014009	160	12/24	1	Up to 3	115 x 166 x 79	PCS	


MTM
MTM VSR S Sensitive Sensing Relay

MTM VSR Compact sensing relay allows to manage simultaneously the charge of two batteries with only one alternator. At engine start, the separator manages the recharge of the main battery, then, once the main battery is charged, the separator switches to charge both batteries in parallel. At engine stop, if the battery voltage drops below 12.8V, it disengages in order to avoid battery discharge.

Cod.	Current A	V	Input	Output (Batteries)	Dim mm	UM	€
2014201	140	12	1	Up to 2	69 x 69 x 50	PCS	
2014202	140	24	1	Up to 2	69 x 69 x 50	PCS	


MTM
MTM BS Sensing Relay

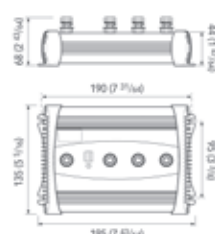
BS sensing relay allows multiple batteries to be charged from one alternator. Prioritized charging: it waits till the main battery reaches 13.2V before starting with the remaining batteries. When the engine starts it allows to use both the batteries in parallel. When batteries are not being charged, it separates and isolates the batteries.

Cod.	Current A	V	Input	Output (Batteries)	Dim mm	UM	€
2013915	100	12	1	Up to 2	64 x 83 x 76	PCS	
2013916	200	12	1	Up to 2	93 x 76 x 93	PCS	


MTM
Quick ECS Mosfet Sensing Relay

The Quick ECS sensing relays are endowed with Mosfet technology, which allows splitting the charge without causing dangerous voltage drops. They allow to increase the number of possible battery connections, safeguarding the charge of each one individually, as usually occurs with multiple-output battery chargers. Advantages: - negligible loss of voltage - input voltage from 5 to 31 V - low power dissipation - wide operating temperature range- compatibility with any type of generator.

Cod.	Alternator Current A	Battery Charger Current A	V	Input	Output (Batteries)	UM	€
2014902	160	120	12/24	1	Up to 2	PCS	
2014903	160	120	12/24	1	Up to 3	PCS	


Quick
Quick VRS Voltage Reducer

From 24V to 12V voltage reducers with output low residual undulation with short circuit, overvoltage and reverse polarity protection.

Cod.	Type	Input V	Output V	Output A max	Dim mm	UM	€
2015010	VRS10	20-30	13,5	10	160 x 75 x H35	PCS	
2015015	VRS16	20-30	13,5	16	170 x 105 x H35	PCS	
2015025	VRS23	20-30	13,5	23	200 x 116 x H41	PCS	
2015030	VRS30	18-32	13,5	30	120 x 157 x H40	PCS	


Quick

Vetus SMF Batteries

Vetus SMF (Sealed Maintenance Free) sealed batteries, do not require maintenance. Designed for marine use, with a low self-discharge, they are ideal for restarting the engine at the beginning of the following season. Built with Lead-Calcium plates that reduce the use of water and regenerate any gas formed during use.

Cod.	Capacity	MCA	V	L mm	W mm	H mm	UM	€
2031027	70 Ah	640 A	12	278	175	175	PCS	
2031031	110 Ah	750 A	12	345	175	230	PCS	
2031034	145 Ah	950 A	12	513	223	223	PCS	
2031035	170 Ah	1100 A	12	518	223	223	PCS	
2031036	230 Ah	1350 A	12	514	276	242	PCS	



WIPERS

Vetus AGM Batteries

AGM (Absorbed Glass Mat) technology Vetus batteries. Sealed, do not need maintenance. Designed for marine use, with a low self-discharge, they are ideal for restarting the engine at the beginning of the following season. Very sturdy, if damaged they don't leak liquids and continue to work thanks to fiberglass separators inserted between plates. Specially designed for cyclical use.

Cod.	Capacity	MCA	V	L mm	W mm	H mm	UM	€
2031037	70 Ah	660 A	12	278	175	190	PCS	
2031040	100 Ah	680 A	12	345	175	230	PCS	
2031044	140 Ah	800 A	12	513	189	223	PCS	
2031047	170 Ah	1150 A	12	513	223	223	PCS	
2031052	220 Ah	1300 A	12	518	274	242	PCS	



WIPERS

S-Fam Gel Batteries

Sealed gel batteries optimized for high MCA and cyclic use. Built with nanosilicoid electrolytes and performing alloy plates which guarantee low self-discharge (3% per month) and superior durability even at low temperatures. Reinforced ABS case, resistant, requires no maintenance.

Cod.	Capacity	MCA	V	L mm	W mm	H mm	UM	€
2031210	100 Ah	540 A	12	330	170	220	PCS	
2031215	150 Ah	650 A	12	483	170	241	PCS	
2031220	200 Ah	780 A	12	522	240	222	PCS	



New

S-Fam AGM Batteries

Sealed AGM (Absorbed Glass Mat) batteries optimized for high MCA and cyclic use. Built with nanosilicoid electrolytes and performing alloy plates which guarantee low self-discharge (3% per month) and superior durability even at low temperatures. Reinforced ABS case, resistant, requires no maintenance.

Cod.	Capacity	MCA	V	L mm	W mm	H mm	UM	€
2031110	100 Ah	480 A	12	330	170	220	PCS	
2031115	150 Ah	630 A	12	483	170	241	PCS	
2031120	200 Ah	720 A	12	522	240	222	PCS	



New

18650 Rechargeable Battery Type and Charger
18650 rechargeable battery type and charger.

Cod.	Ref	UM	€
2040022	18650 Battery	PCS	
2040052	Charger	PCS	

**Kodak AAA Rechargeable Type Battery**

Kodak Ni-MH AAA type Rechargeable battery in 2 pieces blister pack.

Ready to use, environmentally friendly, they can be recharged up to 2000 times.

Cod.	Ref	Pcs / Pack	UM	€
2040086	AAA	2	PCK	

**Kodak AA Rechargeable Type Battery**

Kodak Ni-MH AA type Rechargeable battery in 2 pieces blister pack.

Ready to use, environmentally friendly, they can be recharged up to 2000 times.

Cod.	Ref	Pcs / Pack	UM	€
2040085	AA	2	PCK	

**Kodak Charger**

Kodak charger for AA and AAA type rechargeable batteries.

In blister pack with 4 Ni-MH AA type rechargeable batteries.

Cod.	Ref	UM	€
2040088		PCK	

**Kodak AA Ultra Type Battery**

Kodak Ultra Premium Alkaline AA type battery in 4 pieces blister pack.

Exceptional performance and durability with 10 year storage warranty.

Cod.	Ref	Pcs / Pack	UM	€
2040066	AAA	4	PCK	

**Kodak AAA Ultra Type Battery**

Kodak Ultra Premium Alkaline AAA type battery in 4 pieces blister pack.

Exceptional performance and durability with 10 year storage warranty.

Cod.	Ref	Pcs / Pack	UM	€
2040067	AAA	4	PCK	

**Kodak AA Type Battery**

Kodak Max Super Alkaline AA type battery in 4 pieces blister pack.

Best value for money with 10 year storage warranty.

Cod.	Ref	Pcs / Pack	UM	€
2040060	AA	4	PCK	

**Kodak AAA Type Battery**

Kodak Max Super Alkaline AAA type battery in 4 pieces blister pack.

Best value for money with 10 year storage warranty.

Cod.	Ref	Pcs / Pack	UM	€
2040061	AAA	4	PCK	



Kodak N Type Battery

Kodak Max Super Alkaline N (Security) type battery in blister pack.
Best value for money with 10 year storage warranty.

Cod.	Ref	Pcs / Pack	UM	€
2040064	N (Security)	1	PCK	



Kodak D Type Battery

Kodak Max Super Alkaline D type battery in 2 pieces blister pack.
Best value for money with 10 year storage warranty.

Cod.	Ref	Pcs / Pack	UM	€
2040063	D	2	PCK	



Kodak CR2016 Type Battery

Kodak Max Lithium CR2016 type battery in 5 pieces blister pack.
Best value for money with 10 year storage warranty.

Cod.	Ref	Pcs / Pack	UM	€
2040071	CR2016	5	PCK	



Kodak CR2032 Type Battery

Kodak Max Lithium CR2032 type battery in 5 pieces blister pack.
Best value for money with 10 year storage warranty.

Cod.	Ref	Pcs / Pack	UM	€
2040070	CR2032	5	PCK	



Kodak C Type Battery

Kodak Max Super Alkaline C type battery in 2 pieces blister pack.
Best value for money with 10 year storage warranty.

Cod.	Ref	Pcs / Pack	UM	€
2040062	C	2	PCK	



Kodak 9V Type Battery

Kodak Max Super Alkaline 9V type battery in blister pack.
Best value for money with 10 year storage warranty.

Cod.	Ref	Pcs / Pack	UM	€
2040065	9V	1	PCK	



Kodak CR2025 Type Battery

Kodak Max Lithium CR2025 type battery in 5 pieces blister pack.
Best value for money with 10 year storage warranty.

Cod.	Ref	Pcs / Pack	UM	€
2040072	CR2025	5	PCK	



Kodak LR44 Type Battery

Kodak Max Super Alkaline LR44 (A76) type battery in blister pack.
Best value for money with 10 year storage warranty.

Cod.	Ref	Pcs / Pack	UM	€
2040073	LR44 (A76)	1	PCK	



Battery Fixing Tray and Straps

Tray and straps to fasten and fix batteries.

Cod.	UM	€
4035007	PCK	

**Battery Tiedown Holders and Straps**

Tiedown holders and straps to fasten and fix batteries. 4 bases 65x110 mm with wheelbase 28 mm, single belt length 2x2.5 meters.

Cod.	UM	€
4035012	PCK	

**Rigid ABS Battery Box (50A)**

Reinforced ABS battery box (50A).

Cod.	Internal Dim mm	External Dim mm	UM	€
2030004	270 x 180 x H210	290 x 200 x H260	PCS	

**Rigid ABS Battery Box (100A)**

Reinforced ABS battery box (100A).

Cod.	Internal Dim mm	External Dim mm	UM	€
2030010	325 x 185 x H210	340 x 200 x H260	PCS	

**Black ABS Battery Box (100A)**

Reinforced black ABS battery box (100A).

Cod.	Internal Dim mm	External Dim mm	UM	€
2030006	410 x 200 x H250	450 x 230 x H270	PCS	

**Antishock Savior Battery Holder**

Battery holder with antishock bearing plate that prevents shock and vibration damage to the battery, prolonging its effectiveness and life. The container shape also provides protection from any chemical leakage. Complete with hook and loop elastic strap.

Cod.	Inner Dim mm	Outer Dim mm	UM	€
2030018	263 x 171	264 x 213 x H54	PCS	
2030019	333 x 177	334 x 214 x H54	PCS	

**Rigid ABS Single Battery Box (200A)**

Professional battery box for 200 or more Ampere batteries.

Cod.	Batteries	Internal Dim mm	External Dim mm	UM	€
2030015	1	660 x 356 x H290	710 x 457 x H300	PCS	

**Rigid ABS Double Battery Box (200A)**

Professional battery box for 200 or more Ampere batteries.

Cod.	Batteries	Internal Dim mm	External Dim mm	UM	€
2030016	2	660 x 590 x H290	710 x 660 x H300	PCS	



**N.Duty Battery Terminals**

Battery terminals sold in pairs in a convenient presentation blister. Brass alloy terminals \varnothing 16(-)/18(+) mm, Stainless Steel M8 bolts and butterfly.



MTM

Cod.	UM	€
2030002	PR	

**H.Duty Battery Terminals**

High ampere H.Duty battery terminals. Brass Nickel plated terminals \varnothing 16(-)/18(+) mm, Stainless Steel M10 bolts and nuts.



MTM

Cod.	UM	€
2030003	PR	

**Battery Terminals with S/Steel Screws**

Battery terminals sold in pairs with Brass alloy body and terminal \varnothing 16(-)/18(+) mm, 316 Stainless Steel M8 screw and red and black painted insulated butterfly M8.



Cod.	UM	€
2030001	PR	

New


**Terminal Covers**

Terminal covers sold in pairs in a convenient presentation blister. Base dimensions 62x30xH35 mm, cable feed-thru diameter 15 mm.



MTM

Cod.	UM	€
2030202	PR	

**Battery Cable Through Butt Connectors**

Non-insulated through butt connectors for battery cables. Electrolytically tinned and corrosion protected. Increased mechanical strength thanks to the anneal process. With internal taper and central stop for accurate positioning of the cable.



Cod.	Cable Section mm2	L mm	Pack / Pcs	UM	€
2030082	10	25	10	PCS	
2030083	16	27	10	PCS	
2030084	25	29	10	PCS	
2030085	35	33	10	PCS	
2030086	50	37	5	PCS	
2030087	70	39	5	PCS	

**Battery Cable Terminal Lugs**

Non-insulated terminal lugs for battery cables. Electrolytically tinned and corrosion protected. Increased mechanical strength thanks to the anneal process. Complete with inspection hole for accurate positioning of the cable.



Cod.	Cable Section mm2	Screw Hole \varnothing mm	Pack / Pcs	UM	€
2030053	10	6,4	10	PCS	
2030054	10	8,4	10	PCS	
2030057	16	6,4	10	PCS	
2030058	16	8,4	10	PCS	
2030061	25	8,4	10	PCS	
2030062	25	10,5	10	PCS	
2030065	35	8,4	10	PCS	
2030066	35	10,5	10	PCS	
2030069	50	10,5	5	PCS	
2030070	50	13,2	5	PCS	
2030073	70	10,5	5	PCS	
2030074	70	13,2	5	PCS	
2030075	70	15,0	5	PCS	

**Battery Terminal Lugs and Connectors Pincers**

Professional pincers for 6 to 70 mm2 non-insulated battery terminal lugs and connectors. Superior quality thermal cast Steel jaws. With easy adjustable matrix and anti-slip handles.



Cod.	L mm	UM	€
2031010	450	PCS	

**Tinned Copper Battery Cables**

CE certified marine grade battery electric cable. PVC Bedded and insulated Class 5 IEC60228 tinned red Copper wire for maximum protection against corrosion and electrolysis. Superior flexibility insulation sheath made of special Nitrile Rubber PVC sea water resistant, IEC60332-1 certified flame retardant and oil resistant compound.



Cod.	Section mm2	Colour	External \varnothing mm	L m	UM	€
202002225	1 x 16	BLACK	7,70	25	MT	
202002325	1 x 16	RED	7,70	25	MT	
202002250	1 x 16	BLACK	7,70	50	MT	
202002350	1 x 16	RED	7,70	50	MT	
202002525	1 x 25	BLACK	9,10	25	MT	
202002625	1 x 25	RED	9,10	25	MT	
202002550	1 x 25	BLACK	9,10	50	MT	
202002650	1 x 25	RED	9,10	50	MT	
202003025	1 x 35	BLACK	10,35	25	MT	
202003125	1 x 35	RED	10,35	25	MT	
202003050	1 x 35	BLACK	10,35	50	MT	
202003150	1 x 35	RED	10,35	50	MT	
202003525	1 x 50	BLACK	12,40	25	MT	
202003625	1 x 50	RED	12,40	25	MT	
202003550	1 x 50	BLACK	12,40	50	MT	
202003650	1 x 50	RED	12,40	50	MT	

Cod.	Section mm2	Colour	External \varnothing mm	L m	UM	€
202004025	1 x 70	BLACK	13,60	25	MT	
202004125	1 x 70	RED	13,60	25	MT	
202004525	1 x 95	BLACK	16,60	25	MT	
202004625	1 x 95	RED	16,60	25	MT	



MTM P-100A Battery Switch

Standard 100A Battery switch with Technopolymer body and watertight boot seal.

Cod.	Continuous	Max Current	UM	€
2103002	100A	500A	PZ	



MTM

MTM P-200A Battery Switch

Standard 200A Battery switch with Technopolymer body and watertight boot seal.

Cod.	Continuous	Max Current	UM	€
2103007	200A	1000A	PZ	



MTM

AA-100A Battery Switch

Reinforced Nylon 100A battery switch with waterproof cap.

Cod.	Continuous	Max Current	UM	€
2103000	100A	500A	PZ	



MTM

100A Quick Battery Switch

Extra 100A Battery switch with Technopolymer body and watertight boot seal.

Cod.	Continuous	Max Current	UM	€
2103004	100A	1000A	PZ	



Quick

MTM K-200A Battery Switch

Anodized Aluminum satin finished MTM 200A Battery switch. Watertight boot seal included. Elegant blister pack. Flange dia 70 mm, M10 screws, wheelbase 35 mm.

Cod.	Continuous	Max Current	UM	€
2103009	200A	2000A	PZ	



MTM

140A Quick Battery Switch

Chromed Brass Quick 140A Battery switch with watertight boot seal. 70 mm flange diameter, M10 screws 35 mm wheelbase.

Cod.	Continuous	Max Current	UM	€
2103005	140A	2000A	PZ	



Quick

Battery Switch Spare Keys

Battery switch replacement keys.

Cod.	Key	For Battery Switch	UM	€
2103051	A	2103000 (Without Cap)	PCS	
2103052	B	2103000 (With Cap)	PCS	
2103053	C	2103002 / 2103007	PCS	
2103054	D	2103009	PCS	
2103055	E	2103005 (RED)	PCS	
2103056	F	2103005 (BLACK)	PCS	
2103057	G	2103004	PCS	



Switch Box Battery Switch

Boxed Battery switch with removable key. Tough ABS UV resistant housing box. Dimensions 96 x 96 x H113 mm.

Cod.	Continuous	Max Current	UM	€
2103082	200A	2000A	PCS	



AA 300A HD Battery Switch

HD professional 300A battery switch.

Cod.	Continuous	Max Current	UM	€
2103120	300A	2000A	PCS	



250A Wall Key Battery Switch

Surface mount 250A battery switch. Endowed with removable key.

Cod.	Continuous	Max Current	Dim mm	UM	€
2103003	250A	350A	68 x 68 x H75	PCS	



250A Wall Knob Battery Switch

Surface mount 250A battery switch. Rotating knob control.

Cod.	Continuous	Max Current	Dim mm	UM	€
2103006	200A	350A	68 x 68 x H66	PCS	



300A Master Battery Switch

Surface mount battery switch with rotating knob control.

Cod.	Continuous	Max Current	Dim mm	UM	€
2103102	300A	500A	69 x 69 x H75	PCS	



275A Bep Battery Switch

Surface mount battery switch with rotating knob control.

Cod.	Continuous	Max Current	Dim mm	UM	€
2103100	275A	455A	69 x 69 x H75	PCS	



**600A Master Battery Switch**

Surface mount heavy duty battery switch with rotating knob control.

Cod.	Continuous	Max Current	Dim mm	UM	€
2103104	600A	800A	102 x 102 x H90	PCS	



MTM

**600A Bep Battery Switch**

Surface mount heavy duty battery switch with rotating knob control.

Cod.	Continuous	Max Current	Dim mm	UM	€
2103103	600A	800A	102 x 102 x H90	PCS	

**- BATTERY SELECTOR SWITCHES -****Mini Key 250A Battery Selector Switch**

Four position compact battery selector switch. Allows to isolate the battery, to select one of two batteries, or to select both of them at the same time. Surface or flush mount. Removable key.

Cod.	Continuous	Max Current	Dim mm	UM	€
2103025	200A	300A	70 x 70 x H105	PCS	

**Mini Knob 250A Battery Selector Switch**

Four position compact battery selector switch. Allows to isolate the battery, to select one of two batteries, or to select both of them at the same time. Surface or flush mount.

Cod.	Continuous	Max Current	Dim mm	UM	€
2103024	200A	300A	70 x 70 x H85	PCS	

**Master 300A Battery Selector Switch**

Four position compact battery selector switch. Allows to isolate the battery, to select one of two batteries, or to select both of them at the same time. Wall or flush mount.

Cod.	Continuous	Max Current	Dim mm	UM	€
2103110	300A	500A	70 x 70 x H75	PCS	



MTM

**BEP 200A Battery Selector Switch**

Four position battery selector switch. Allows to isolate the battery, to select one of two batteries, or to select both of them at the same time. Wall or flush mount.

Cod.	Continuous	Max Current	Dim mm	UM	€
2103111	200A	300A	70 x 70 x H75	PCS	



Classic 175A Battery Selector Switch

Four position battery selector switch. Allows to isolate the battery, to select one of two batteries, or to select both of them at the same time.
Dim: 133 x 133 mm x H75 mm.



Cod.	Continuous	Max Current	UM	€
2103010	175A	300A	PCS	



Cole 300A Battery Selector Switch

"Cole Hersee" type large capacity battery selector switch. Allows to isolate the battery, to select one of two batteries, or to select both of them at the same time.
Dim: ø 160 mm x H70 mm.



Cod.	Continuous	Max Current	UM	€
2103017	300A	400A	PCS	



Key 175A Battery Selector Switch

Four position battery selector switch. Allows to isolate the battery, to select one of two batteries, or to select both of them at the same time.
Safety key included. Dim: ø 133 mm x H65 mm.



Cod.	Continuous	Max Current	UM	€
2103012	175A	300A	PCS	



HD 280A Battery Selector Switch

Four position continuous duty battery selector switch. Allows to isolate the battery, to select one of two batteries, or to select both of them at the same time.
Dim: 100 x 100 mm x H75 mm.



Cod.	Continuous	Max Current	UM	€
2103028	280A	380A	PCS	



HD 350A Battery Selector Switch

Four position continuous duty battery selector switch. Allows to isolate the battery, to select one of two batteries, or to select both of them at the same time.
Dim: 127 x 127 mm x H85 mm.



Cod.	Continuous	Max Current	UM	€
2103038	350A	800A	PCS	



BEP 500A Battery Selector Switch

Four position battery selector switch. Allows to isolate the battery, to select one of two batteries, or to select both of them at the same time. Wall or flush mount. Dim: 100 x 100 mm x H90 mm.




Cod.	Continuous	Max Current	UM	€
2103112	350A	500A	PCS	



AA 3 Ignition Starter/Switch

Brass body, rubber boot seal gasoline engine ignition starter/switch.
3 Pins – 3 Positions.

Cod.	Neck ø mm	UM	€
2104210	20	PCS	

**AA W/proof 4 Ignition Starter/Switch**

Diesel and gasoline engine ignition starter/switch with rubber cap.
Brass body, diameter 45 mm.
4 Pins - 4 Positions.

Cod.	Neck ø mm	UM	€
2104310	20	PCS	

**W/Proof L Ignition Starter/Switch**

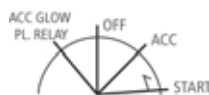
Rubber boot seal gasoline engine long neck ignition starter/switch.
Resin body, diameter 37 mm.
5 Pins - 3 Positions.

Cod.	Neck ø mm	UM	€
2104213	20	PCS	

**W/Proof S Ignition Starter/Switch**

Resin body, rubber boot seal gasoline and diesel engine ignition starter/switch.
Short neck fitting panels up to 8 mm.
7 Pins - 4 Positions.

Cod.	Neck ø mm	UM	€
2104212	20	PCS	

**Diesel Bosch Ignition Starter/Switch**

Galvanized Steel case ignition starter/switch for diesel engines with glowing plugs.

Cod.	UM	€
2104400	PCS	

**Diesel RS Ignition Starter/Switch**

12/24V Ignition starter/switch for diesel engines with glowing plugs.
Resin body, diameter 55 mm.

Cod.	Ref	UM	€
2104404	Ignition Switch	PCS	
2104405	Waterproof Cover	PCS	



Cigarette Lighter PL Plugs and Sockets

Plastic cigarette lighter plugs and sockets with watertight cap.
The 2106010 plug is endowed with LED and replaceable fuse.

Cod.	Ref	Colour	UM	€
2106001	Socket	BLACK	PCS	
2106000	Plug	BLACK	PCS	
2106010	Plug + LED	BLACK	PCS	



Cigarette Lighter Type AB Plug & Socket

UV Stabilized and reinforced Nylon plug and cigarette lighter socket with twist locking system. Watertight collar, fuse and LED light plug. Watertight socket cap.
Socket dimensions: 50 x 60 x H43 mm.

Cod.	Ref	Colour	UM	€
2106017	Waterproof Socket	BLACK	PCS	
2106027	Waterproof Socket	WHITE	PCS	
2106016	Plug with LED	BLACK	PCS	



Top Mount Curvy Cigarette Lighter Type Socket

Shaped cigarette lighter socket complete with watertight cap. Made of UV resistant stabilized Plastic. Endowed with plug twist and lock system.
Socket dimensions: 56 x 80 x H49 mm.

Cod.	Ref	Colour	UM	€
2106014	Waterproof Socket	BLACK	PCS	
2106016	Plug with LED	BLACK	PCS	



S/Steel Cigarette Lighter Type Plug & Socket

Stainless Steel cigarette lighter plug and socket.

Cod.	UM	€
2106012	PCS	



Multiple Cigarette Lighter Type Sockets

Multiple plug cigarette lighter sockets with or without extension cable.

Cod.	Ref	UM	€
2106007	Double Socket	PCS	
2106008	Triple Socket with Extension Cable	PCS	



Startech Cigarette Lighter Type Socket

UV Resistant stabilized Plastic lighter type socket with Nitrile gasket and watertight rubber cap. With Stainless Steel screws, 15A circuit breakers and preprinted label.

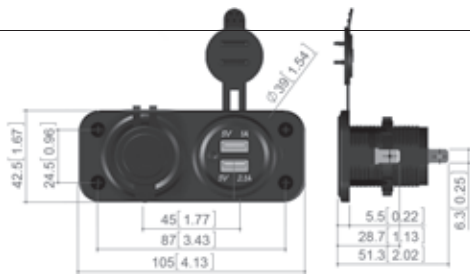
Cod.	Size mm	UM	€
2102780	60 x 100	PCS	



Double USB and Power Socket Panel

Double USB and power socket panel with protective covers.


Cod.	UM	€
2106024	PCS	



USB Power Socket Panel

2 USB power socket panel with protection cover.

Cod.	UM	€
2106023	PCS	



Startech USB Power Socket Panel

UV Resistant stabilized Plastic double USB power socket panel with Nitrile gasket and watertight rubber cap. With Stainless Steel screws, 3A circuit breaker and preprinted label.

Cod.	Size mm	UM	€
2102781	60 x 100	PCS	



Dual USB Rocker Socket

Waterproof IP65 2 USB rocker type socket with cover. It fits neatly into the space of a rocker switch, complementing an electrical panel.

Cod.	UM	€
2106025	PCS	



Lighter Type 2.4 Dual USB Plug

Lighter type plug with two integrated USB sockets for any compatible electronic device. Universal supply 12/24V - output 2.4A.

Cod.	UM	€
2106019	PCS	



Lighter Type Dual USB Plug

Lighter type plug with integrated dual USB socket for charging mobile phones, Smart Phones, I-Pads and compatible electronic devices.

Cod.	Colour	UM	€
2106020	BLACK	PCS	
2106021	WHITE	PCS	



CR <3A Plug and Socket Deck Connectors

Chromed Brass 3A watertight plug and socket deck connectors.

Cod.	Poles	Base ø mm	A	UM	€
2106002	2	40	3	PCS	
2106003	3	40	3	PCS	
2106004	4	40	3	PCS	

**CR <5A Plug and Socket Deck Connectors**

Chromed Brass 5A watertight plug and socket deck connectors.

Cod.	Poles	Base ø mm	A	UM	€
2106102	2	46	5	PCS	
2106103	3	46	5	PCS	
2106104	4	46	5	PCS	

**Quick Hypertac Plug and Socket Deck Connector**

IP67 Watertight Polycarbonate body sockets complete with plug. High capacity Hypertac contacts with outstanding electric continuity.

Cod.	Poles	Max Current A	UM	€
2107003	3	12	PCS	
2107005	5	12	PCS	
2107007	7	12	PCS	

**Quick****3A In-Line Plug and Socket Connector**

In-line Rubber body 3A plug and socket connector.

Cod.	Poles	A	UM	€
2105502	2	3	PCS	
2105504	4	3	PCS	

**GM <3A Plug and Socket Connector**

Chromed Brass 3A socket with Rubber plug connector.

Cod.	Poles	Base ø mm	A	UM	€
2105302	2	35	3	PCS	

**CB Through Deck Cable Outlets**

Chromed Brass body cable outlets with watertight rubber through-deck seal. It allows to run wires through bulkheads and decks.

Cod.	Cable ø mm	Base ø mm	UM	€
2108006	6	38	PCS	
2108008	8	38	PCS	
2108010	10	40	PCS	

**Quick Through Deck Cable Outlets**

Polycarbonate body watertight through-deck Rubber cable outlets. It allows to run wires and cables through bulkheads and decks.

Cod.	Cable ø mm	Base ø mm	UM	€
2108011	6/11	48	PCS	
2108013	10/13	48	PCS	
2108016	12/16	48	PCS	

**Quick**

CE IP44 3 Poles Plugs and Sockets


3-Pole CE IP44 protection plugs and sockets.

Cod.	Ref	A	Poles	V	UM	€
2106831	Plug	16			PCS	
2106833	Socket	16			PCS	
2106832	Plug	32			PCS	
2106834	Socket	32			PCS	

**CE IP67 3 Poles Plugs and Sockets**

3-Pole CE IP67 watertight plugs and sockets.

Cod.	Ref	A	Poli	V	UM	€
2106716	Plug	16			PCS	
2106717	Socket	16			PCS	
2106732	Plug	32			PCS	
2106733	Socket	32			PCS	
2106763	Plug	63			PCS	
2106764	Socket	63			PCS	

**CE IP67 5 Poles Plugs and Sockets**

5-Pole CE IP67 watertight plugs and sockets.

Cod.	Ref	A	Poli	V	UM	€
2106332	Plug	32			PCS	
2106333	Socket	32			PCS	
2106363	Plug	63			PCS	
2106364	Socket	63			PCS	

**CE IP67 3/5 Poles Wall Sockets**

3-Pole wall mount CE IP67 protection sockets.

Cod.	A	Poli	V	UM	€
2106740	16	3		PCS	
2106741	32	3		PCS	

**CE IP67 3 Poles Wall Sockets**

3-Pole sloping wall mount CE IP67 protection sockets.

Cod.	A	Poli	V	UM	€
2106742	16			PCS	
2106743	32			PCS	

**CE IP67 3 Poles Wall Plugs**

3-Pole wall mount CE IP67 protection plugs.

Cod.	A	Poli	V	UM	€
2106730	16			PCS	
2106731	32			PCS	



Marinco Plugs

Marinco female plug.

Cod.	Ref	Accessories	UM	€
2106030	16A - 220V Plug		PCS	
2106050	32A - 220V Plug		PCS	
2106063	63A - 220V Plug		PCS	
2106031		16A Watertight Cover	PCS	
2106051		32/63A Watertight Cover	PCS	
2106034		16A Watertight Cap	PCS	
2106035		32/63A Watertight Cap	PCS	



MARINCO

Marinco Standard Power Inlet

Marinco standard power inlet with reinforced Polyester case and watertight cap.

Cod.	Ref	UM	€
2106430	16A - 220V	PCS	
2106450	32A - 220V	PCS	



MARINCO

Marinco Contoured Power Inlet

Marinco contoured power inlet with reinforced Polyester case and watertight cap.

Cod.	Ref	UM	€
2106432	16A - 220V	PCS	
2106452	32A - 220V	PCS	



MARINCO

Marinco S/Steel Power Inlet

Marinco power inlet with reinforced Polyester case and Stainless Steel watertight cap.

Cod.	Ref	UM	€
2106530	16A - 220V	PCS	
2106550	32A - 220V	PCS	
2106563	63A - 220V	PCS	



MARINCO

CE IP56 3 Poles Plug

Silver-plated Brass contacts 3-Pole IP56 protection plug. CE ISO13297 certified.

Cod.	A	UM	€
2106916	16	PCS	



MTM

CE IP56 3 Poles Power Inlet

Nickel-plated Brass contacts 3-Pole IP56 protection power inlet. CE ISO13297 certified. Dimensions 83 x 83 mm.

Cod.	A	UM	€
2106910	16	PCS	



MTM

Shore Power Cordsets with Marinco Socket and CE IP67 Plug

Shore power cordsets with Marinco socket and CE IP67 plug.

Comes complete with protection cap.

Cod.	A	L m	Cable Section mm2	UM	€
2106600	16	10	3 x 2,5	PCS	
2106601	16	15	3 x 2,5	PCS	
2106602	16	20	3 x 2,5	PCS	
2106603	32	10	3 x 4	PCS	
2106604	32	15	3 x 4	PCS	
2106605	32	20	3 x 4	PCS	

MTM
QUALITY**Shore Power Marine Grade Electric Cables**

CE certified marine grade shore power electric cable for plugs and sockets. PVC bedded and insulated Class 5 IEC60228 tinned red Copper wire for maximum protection against corrosion and electrolysis. Superior flexibility insulation sheath made of special Nitrile Rubber PVC sea water resistant, IEC60332-1 certified flame retardant and oil resistant compound.

Cod.	Section mm2	A	External ø mm	L m	UM	€
210603625	3 x 2,5	16	10,2	25	MT	
210603650	3 x 2,5	16	10,2	50	MT	
210605325	3 x 4	32	11,7	25	MT	
210605350	3 x 4	32	11,7	50	MT	
210605625	3 x 6	32	13,1	25	MT	
210605650	3 x 6	32	13,1	50	MT	
210605825	3 x 10	50	17,8	25	MT	
210605850	3 x 10	50	17,8	50	MT	
210606325	3 x 16	63	20,1	25	MT	
210606350	3 x 16	63	20,1	50	MT	



CE

CE IP67 Adapter Extension Cables

50 cm adapter extension cables with IP67 watertight CE sockets and plugs.

2106651: adapts shore power cordsets with 16A plug to 32A shore socket.

2106653: adapts shore power cordsets with 32A plug to 16A shore socket.

Warning: maximum allowed power for both cables is 16A - 240V - (3KW)

Cod.	Socket	Plug	Maximum Power Allowed	UM	€
2106651	Female 16A	Male 32A	16A (3KW)	PCS	
2106653	Female 32A	Male 16A	16A (3KW)	PCS	

MTM
QUALITY**Power Cordset with IP67 Socket and Plug**

CE standard power cordset with IP67 socket and plug.

Cod.	A	Length m	UM	€
2106752	16	20	PCS	
2106754	32	20	PCS	

**Electro Safe Box**

Shockproof plastic watertight protection box for electrical sockets and plugs. Complete with lock holder and watertight feed-thru. Socket and plug maximum size dia 70 x L280 mm.

Cod.	Dim mm	UM	€
2106200	ø 85 x L370	PCS	





BRUNER



Yacht Power Marine Grade Electric Cables

CE certified marine grade electric cable for boat installations. Class 5 IEC60228 tinned Copper wire for maximum protection against corrosion and electrolysis. Superior flexibility shielded insulation sheath made of special PVC flame retardant and oil resistant compound.

Cod.	Section mm ²	External ø mm	L m	UM	€
215722050 	2 x 1	8,9	50	MT	
215722150	2 x 1,5	10,4	50	MT	
215722250	2 x 2,5	11,4	50	MT	
215722450	2 x 4	13,4	50	MT	
215722650	2 x 6	14,6	50	MT	
215723150	3 x 1,5	10,9	50	MT	
215723250	3 x 2,5	12,0	50	MT	
215723450	3 x 4	14,3	50	MT	

**Yacht Power Marine Grade Electric Cables**

RINA and CE certified screened marine grade electrical cable designed for marine electrical signal and communication applications. Cores divided into pairs made of IEC60228 class 5 tinned Copper for maximum protection against corrosion and electrolysis. Superior flexibility sheath in special flame-retardant and oil-resistant Polyethylene compound with braided tinned Copper mesh shielding.

Cod.	Section mm ²	External ø mm	L m	UM	€
215705050	2 x 1,5	9,5	50	MT	
215705250	2 x 2,5	10,4	50	MT	
215705450	3 x 1,5	10,0	50	MT	
215705650	3 x 2,5	11,0	50	MT	

**Yacht Signal Marine Screened Electric Cables**


RINA and CE certified screened marine grade electrical cable designed for marine electrical signal and communication applications. Cores divided into pairs made of IEC60228 class 5 tinned Copper for maximum protection against corrosion and electrolysis. Superior flexibility sheath in special flame-retardant and oil-resistant Polyethylene compound with braided tinned Copper mesh shielding.

Cod.	Section mm ²	External ø mm	L m	UM	€
215724050	1 x 2 x 0,75	8,2	50	MT	
215724250	2 x 2 x 0,75	10,6	50	MT	
215724450	4 x 2 x 0,75	14,3	50	MT	

**Multi-Pole Marine Electric Cables**

CE certified marine grade electric cable for boat installations. Perfect for multiple contact electric panels installation. Inner wires are numbered along the sheath. Class 5 IEC60228 tinned Copper wire for maximum protection against corrosion and electrolysis. Superior flexibility shielded insulation sheath made of special PVC flame retardant and oil resistant compound.

Cod.	Section mm ²	External ø mm	L m	UM	€
215721050	10 x 0,75	15	50	MT	

**RG6/U6 Marine Grade Coaxial Cables**

CE certified screened marine coaxial cable with low attenuation and 75 Ohm impedance, designed for satellite, CATV and CCTV marine electrical signal and communication applications. Copper core, flexible PVC sheath with braided Copper shielding and CU-PET foil.

Cod.	Section mm ²	External ø mm	L m	UM	€
215726450	1 x 1,2	7,0	50	MT	

**RG58/C-U Marine Grade Coaxial Cables**

CE certified screened marine coaxial cable at 50 Ohm impedance, designed for marine electrical applications of satellite signal and communication, CATV, CCTV and wireless systems. Tinned Copper core, flexible PVC sheath with braided Copper shielding.

Cod.	Section mm ²	External ø mm	L m	UM	€
215726650	19 x 0,18	5,0	50	MT	

**CCTV Marine Grade Coaxial Cables**

CE certified screened marine coaxial cable designed for marine electrical TV, video and audio signal and communication applications. Copper core, flexible PVC sheath with 100% braided Copper shielding and aluminum foil.

Cod.	Section mm ²	External ø mm	L m	UM	€
215726250	(1 x 0,50) + (4 x 0,22)	10,0	50	MT	




**Tinned Copper Wire Flat Marine Grade Electric Cables**

CE certified marine grade flat electric cable for boat installations. Perfect for bilge switches, pumps and for any electric device control. Class 5 IEC60228 tinned Copper wire for maximum protection against corrosion and electrolysis. Superior flexibility screened insulation sheath made of special PVC flame retardant and oil resistant compound.



CE



Cod.	Section mm ²	External ø mm	L m	UM	€
215710250	2 x 1,5	6,7	50	MT	
215711250	2 x 2,5	8,2	50	MT	
215710350	3 x 1,5	8,7	50	MT	
215710450	3 x 2,5	10,2	50	MT	

Tinned Copper Wire Marine Grade Electric Cables

RI.Na. certified marine grade electric cable for boat installations. Class 5 IEC60228 tinned Copper wire for maximum protection against corrosion and electrolysis. Superior flexibility insulation sheath made of special Nitrile halogen-free flame retardant UV and oil resistant compound.



Cod.	Section mm ²	Colour	External ø mm	L m	UM	€
215700150	1 x 1,5	RED	2,9	100	MT	
215701150	1 x 2,5	RED	3,6	100	MT	
215702150	1 x 4	RED	4,1	50	MT	
215703150	1 x 6	RED	4,7	50	MT	
215700250	1 x 1,5	BLACK	2,9	100	MT	
215701250	1 x 2,5	BLACK	3,6	100	MT	
215702250	1 x 4	BLACK	4,1	50	MT	
215703250	1 x 6	BLACK	4,7	50	MT	
215700350	1 x 1,5	WHITE	2,9	100	MT	
215701350	1 x 2,5	WHITE	3,6	100	MT	
215702350	1 x 4	WHITE	4,1	50	MT	
215703350	1 x 6	WHITE	4,7	50	MT	
215700450	1 x 1,5	GREY	2,9	100	MT	
215701450	1 x 2,5	GREY	3,6	100	MT	
215702450	1 x 4	GREY	4,1	50	MT	
215703450	1 x 6	GREY	4,7	50	MT	
215700550	1 x 1,5	ORANGE	2,9	100	MT	
215701550	1 x 2,5	ORANGE	3,6	100	MT	
215702550	1 x 4	ORANGE	4,1	50	MT	
215703550	1 x 6	ORANGE	4,7	50	MT	
215700650	1 x 1,5	BLUE	2,9	100	MT	
215701750	1 x 2,5	BLUE	3,6	100	MT	
215702750	1 x 4	BLUE	4,1	50	MT	
215703750	1 x 6	BLUE	4,7	50	MT	
215701650	1 x 2,5	YELLOW/GREEN	3,6	100	MT	
215702650	1 x 4	YELLOW/GREEN	4,1	50	MT	
215703650	1 x 6	YELLOW/GREEN	4,7	50	MT	
215704050	1 x 10	YELLOW/GREEN	6,0	50	MT	
215704250	1 x 16	YELLOW/GREEN	7,5	50	MT	
215704450	1 x 25	YELLOW/GREEN	9,0	50	MT	

**Pre-Insulated Ring Lug Terminals**

Easy to insert PVC pre-insulated ring lug terminals for Copper cables. Electrolytically tinned and corrosion protected. With rifled inner barrel surface that increases electrical and mechanical connection with the cable.



Cod.	Cable Section mm ²	Screw Hole ø mm	Pack / Pcs	UM	€
2154502	0,25<>1,5	3,2	100	PCS	
2154505	0,25<>1,5	4,3	100	PCS	
2154507	0,25<>1,5	5,3	100	PCS	
2154510	0,25<>1,5	8,4	100	PCS	
2154513	1,5<>2,5	4,3	100	PCS	
2154515	1,5<>2,5	6,4	100	PCS	
2154518	1,5<>2,5	8,4	100	PCS	
2154521	4<>6	5,3	100	PCS	
2154524	4<>6	8,4	100	PCS	
2154526	4<>6	10,5	100	PCS	

**Pre-Insulated Spade Terminals**

Easy to insert PVC pre-insulated spade terminals for Copper cables. Electrolytically tinned and corrosion protected. With rifled inner barrel surface that increases electrical and mechanical connection with the cable.

Cod.	Cable Section mm ²	d mm	Pack / Pcs	UM	€
2154530	0,25<>1,5	4	100	PCS	
2154533	0,25<>1,5	5	100	PCS	
2154536	1,5<>2,5	4	100	PCS	
2154539	1,5<>2,5	5	100	PCS	
2154541	1,5<>2,5	6	100	PCS	
2154544	4<>6	4	100	PCS	
2154545	4<>6	5	100	PCS	
2154546	4<>6	6	100	PCS	




**Pre-Insulated F Disconnect Terminals**

Easy to insert PC pre-insulated female disconnect terminals for Copper cables. Electrolytically tinned and corrosion protected, halogen free.



Cod.	Cable Section mm ²	Tab Size mm	Pack / Pcs	UM	€
2154547	0,25<>1,5	6,35 x 0,8	100	PCS	
2154548	1,5<>2,5	6,35 x 0,8	100	PCS	
2154549	4<>6	6,35 x 0,8	100	PCS	

**Fully Pre-Insulated F Disconnect Terminals**

Easy to insert PC fully pre-insulated female disconnect terminals for Copper cables. Electrolytically tinned and corrosion protected, halogen free.



Cod.	Cable Section mm ²	Tab Size mm	Pack / Pcs	UM	€
2154550	0,25<>1,5	6,35 x 0,8	100	PCS	
2154553	1,5<>2,5	6,35 x 0,8	100	PCS	
2154554	4<>6	6,35 x 0,8	100	PCS	

**Pre-Insulated M Disconnect Terminals**

Easy to insert PC pre-insulated male disconnect terminals for Copper cables. Electrolytically tinned and corrosion protected, halogen free.



Cod.	Cable Section mm ²	Tab Size mm	Pack / Pcs	UM	€
2154556	0,25<>1,5	6,35 x 0,8	100	PCS	
2154557	1,5<>2,5	6,35 x 0,8	100	PCS	
2154558	4<>6	6,35 x 0,8	100	PCS	

**Pre-Insulated M-F Disconnect Terminals**

Easy to insert PC pre-insulated male-female disconnect terminals for Copper cables. Electrolytically tinned and corrosion protected, halogen free.




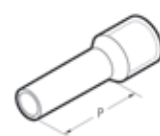
Cod.	Cable Section mm ²	Tab Size mm	Pack / Pcs	UM	€
2154565	0,25<>1,5	6,35 x 0,8	100	PCS	
2154566	1,5<>2,5	6,35 x 0,8	100	PCS	

**Pre-Insulated End Sleeves**

Easy to insert PA6 pre-insulated end sleeves for Copper cables. Electrolytically tinned and corrosion protected, halogen free. Small dimensions for connector blocks when space is limited.




Cod.	Cable Section mm ²	P mm	Pack / Pcs	UM	€
2154582	1	8	500	PCS	
2154584	1,5	8	500	PCS	
2154587	2,5	8	500	PCS	
2154590	4	12	200	PCS	
2154592	6	12	100	PCS	
2154594	10	12	100	PCS	
2154597	16	18	100	PCS	
2154598	25	16	50	PCS	

**Twin Pre-Insulated End Sleeves**

Easy to insert PA6 pre-insulated end sleeves for Copper cables. Electrolytically tinned and corrosion protected, halogen free. Suitable for terminating 2 cables in to the same sleeve.



Cod.	Cable Section mm ²	P mm	Pack / Pcs	UM	€
2154574	2 x 1	8	100	PCS	
2154579	2 x 1,5	8	100	PCS	
2154576	2 x 4	12	100	PCS	
2154580	2 x 6	14	100	PCS	

**Pre-Insulated Butt Connectors**

Easy to insert PVC pre-insulated butt connectors for Copper cables. Electrolytically tinned and corrosion protected.




Cod.	Cable Section mm ²	L mm	Pack / Pcs	UM	€
2154570	0,25<>1,5	25	100	PCS	
2154571	1,5<>2,5	25	100	PCS	
2154572	4<>6	32	100	PCS	

**Quick Splice Connectors**

Quick splice connector for connect 2 cables. Works with pressure without the need of pincers.



Cod.	Cable Section mm ²	Pack / Pcs	UM	€
2154560	0,25<>1	100	PCS	
2154561	1<>2,5	100	PCS	



**Tyco 0.75 Superseal Connector**

IP67 sealed snap-lock plug-in connector designed for signal, communication and DC marine electrical applications. Ready to be connected, complete with 2 meters of 0.75 mm² cable. Ideal for connecting any device that needs to be changed or disconnected frequently, such as bilge pumps, instruments and sensors. Voltage 0-24V, max 14A.




Cod.	Poles n.	Connection	UM	€
2154002	2	Male	PCS	
2154003	2	Female	PCS	
2154006	3	Male	PCS	
2154007	3	Female	PCS	

**Deutsch 1.5 Superseal Connector**

IP69K sealed snap-lock plug-in connector designed for signal, communication and AC/DC marine electrical applications. Ready to be connected, complete with 2 meters of 1.5 mm² cable. Ideal for connecting any device that needs to be changed or disconnected frequently, such as bilge pumps, instruments and appliances. Voltage 0-230V, max 14A.




Cod.	Poles n.	Connection	UM	€
2154012	2	Male	PCS	
2154013	2	Female	PCS	
2154016	3	Male	PCS	
2154017	3	Female	PCS	

**Superseal Deutsch Y Connector**

IP69K sealed snap-lock plug-in Y splitter connector designed for AC and DC marine electrical applications. Voltage 0-230V, max 14A, dimensions 40x88 mm.

Cod.	Poles n.	Connection	UM	€
2154010	2	Y splitter	PCS	

**ST3-DIN9680 25A Connector**

ST3-DIN9680 plug-in connector with hook designed for high amperage DC marine electrical applications. Ready to be connected, complete with 2 meters of 2.5 mm² cable. Ideal for connecting any device that needs to be changed or disconnected frequently. IP54 protected, voltage 0-24V, max 24A.


Cod.	Poles n.	Connection	UM	€
2154020	3	Male	PCS	
2154021	3	Female	PCS	

**- ELECTRIC ACCESSORIES AND INSTALLATION TOOLS -****3M 1500 Temflex Insulating Electrical Tape**

3M 1500 Temflex vinyl insulating tape ideal for electrical insulation and for identification purposes. 10 Pieces pack.



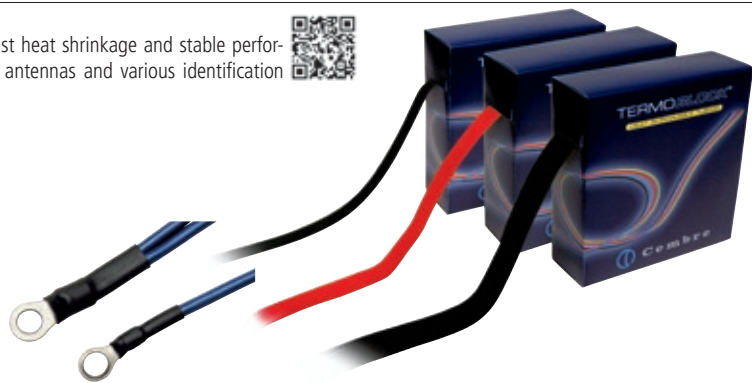
Cod.	Colour	H mm	L m	UM	€
5720710	BLACK	15	10	PCS	
5720712	RED	15	10	PCS	
5720714	WHITE	15	10	PCS	
5720716	YELLOW/GREEN	15	10	PCS	

**Termoblock Heat-Shrinkable Tubing**

Heat-shrinkable Polyolefin tubing with shrinkage ratio 2:1. Flexible, flame-retardant, fast heat shrinkage and stable performance. Can be used also for protection of metal tubes from corrosion, protection of antennas and various identification applications.



Cod.	Colour	Shrinkage ø mm	L m	UM	€
2154960	BLACK	6,4 - 3,2	10	PCS	
2154961	BLACK	9,5 - 4,8	10	PCS	
2154962	BLACK	12,7 - 6,4	10	PCS	
2154963	BLACK	19,0 - 9,5	5	PCS	
2154964	BLACK	25,4 - 12,7	5	PCS	
2154970	RED	6,4 - 3,2	10	PCS	
2154971	RED	9,5 - 4,8	10	PCS	
2154972	RED	12,7 - 6,4	10	PCS	
2154973	RED	19,0 - 9,5	5	PCS	
2154974	RED	25,4 - 12,7	5	PCS	



Multipurpose Wire Scissors

Professional multipurpose scissors with 56HRC high hardness Steel blades for up to 35 mm² flexible Copper cables.

Cod.	UM	€
2156032	PCS	

**Wire Terminals and Connectors Multipurpose Pincers**

Multipurpose pincers for 0.25 to 6 mm² pre-insulated wires, terminals and connectors.

Cod.	UM	€
2156020	PCS	

**Electric Wires Multipurpose Pincers**

Multipurpose pincers for wire stripping, crimping and cutting. Working range from 0.2 to 6 mm².

Cod.	UM	€
2156018	PCS	

**Cable Cutter Pincers**

Cable cutter pincers for up to 70 mm² flexible Copper cables.

Cod.	UM	€
2156030	PCS	

**Crimpstar Terminals and Connectors Pincers**

Compact professional pincers for 0.25 to 6 mm² pre-insulated terminals and connectors. High precision investment cast Steel jaws. Ratchet controlled to ensure precise and consistent crimping.

Cod.	UM	€
2156010	PCS	

**Battery Terminal Lugs and Connectors Pincers**

Professional pincers for 6 to 70 mm² non-insulated battery terminal lugs and connectors. Superior quality thermal cast Steel jaws. With easy adjustable matrix and anti-slip handles.

Cod.	L mm	UM	€
2031010	450	PCS	

**3M Scotch 23 Self-Amalgamating Electrical Tape**

3M Scotch 23 self-amalgamating insulating tape based on EPR with separator. Ideal for electrical insulation, it adapts perfectly to any contour forming a homogeneous and compact mass. Resistant to the corona discharge effect and to the oxidizing agents deriving from it.

Cod.	Colour	H mm	L m	UM	€
5720700	BLACK	19	9	PCS	

**Nylon Cable Zip Ties**

UV and oil resistant, cLV2 auto-extinguishing and halogen free Poliamyde cable zip ties. With rounded corners for more safety and easy insert inclined pigtail.

Cod.	L mm	Max Bundle ø mm	A mm	Pack/Pcs	UM	€
2154925	100	22	2,5	100	PCK	
2154926	200	53	2,5	100	PCK	
2154936	300	76	3,6	100	PCK	
2154948	390	105	4,8	100	PCK	

**Cable Tie Saddle Bases**

Oil resistant cLV2 auto-extinguishing Poliamyde cable tie saddle basis for wall mount electric cables. Dimensions: 9.5 x 15 x H7.2 mm.

Cod.	Clamp Max W mm	Screw Hole ø mm	Pack/Pcs	UM	€
2154900	4,8	3,7	100	PCK	



12 Poles Terminal Block

12 Poles Polypropylene divisible terminal blocks with Chromed Brass clamp and Chromed Steel screws.



Cod.	Cable mm ²	Pack / Pcs	UM	€
2154402	2,5	50	PCS	
2154404	4	50	PCS	
2154406	6	30	PCS	
2154410	10	15	PCS	
2154416	16	25	PCS	
2154425	25	25	PCS	

**20A Rib Insulator**

Rib insulator with Nickel-plated Steel 201 terminals. Each screw pair form one isolated circuit.




Cod.	Terminals	Capacity A	UM	€
2154206	6	20	PCS	
2154208	8	20	PCS	

**24M4-4M6 150A Busbar**

Insulated base busbar with Chromed Brass terminal screws.
4 M6 threaded studs and 24 M4 screws



Cod.	Terminals	Capacity A	UM	€
2155520	24+4	150	PCS	

**12M4-2M6 150A Busbar**

Insulated base busbar with Stainless Steel terminals and protection cover.
2 M6 threaded studs + 12 M4 terminal screws. Dim: 150mm x 28mm x H35mm.



Cod.	Base	Terminals	Capacity A	UM	€
2155512B	BLACK	12M4+2M6	150	PCS	
2155512R	RED	12M4+2M6	150	PCS	

**6M6 150A Busbar**

Insulated base busbar with Stainless Steel threaded studs and protection cover.
6 M6 threaded studs. Dim: 150mm x 28mm x H35mm.



Cod.	Base	Terminals	Capacity A	UM	€
2155506B	BLACK	6M6	150	PCS	
2155506R	RED	6M6	150	PCS	

**4M8-6M4 150A Busbar**

Insulated base busbar with Stainless Steel terminals and protection cover.
4 M8 threaded studs + 6 M4 terminal screws. Dim: 150mm x 28mm x H35mm.



Cod.	Base	Terminals	Capacity A	UM	€
2155504B	BLACK	4M8+6M4	150	PCS	
2155504R	RED	4M8+6M4	150	PCS	



5M8 150A Busbar

Insulated base busbar with Stainless Steel threaded studs and protection cover.
5 M8 threaded studs. Dim: 150mm x 28mm x H35mm.

Cod.	Base	Terminals	Capacity A	UM	€
2155505B	BLACK	5M8	150	PCS	
2155505R	RED	5M8	150	PCS	

**3M10-10M4 300A Busbar**

Insulated base busbar with Stainless Steel terminals and protection cover. 3 M10 threaded studs + 10 M4 terminal screws. Dim: 178mm x 38mm x H43mm.

Cod.	Base	Terminals	Capacity A	UM	€
2155516B	BLACK	3M10+10M4	300	PCS	
2155516R	RED	3M10+10M4	300	PCS	

**6M10 300A Power Busbar**

Insulated base power busbar with Stainless Steel terminals and protection cover.
6 M10 threaded studs. Dim: 178mm x 38mm x H43mm.

Cod.	Base	Terminals	Capacity A	UM	€
2155509B	BLACK	6M10	300	PCS	
2155509R	RED	6M10	300	PCS	

**4M10 300A Power Box Busbar**

Power busbar with 4 M10 Nickel plated Brass studs and insulated base.
Complete with cover and label. Dim: 138mm x 68mm x H39mm.

Cod.	Colour	Terminals	Capacity A	UM	€
2155540	BLACK	4M10	300	PCS	
2155541	RED	4M10	300	PCS	

**1M8/1M10 80A Terminal Studs**

Insulated base terminal studs with M8 or M10 Stainless Steel threaded pin.
Dimensions 46mm x 43mm x H33mm.

Cod.	Colour	Terminal	Capacity A	UM	€
2155500	BLACK	M8	80	PCS	
2155501	RED	M8	80	PCS	
2155517	BLACK	M10	80	PCS	
2155518	RED	M10	80	PCS	

**2M8 80A Terminal Studs**

Insulated base terminal studs with two M8 Stainless Steel threaded pins.
Dimensions 42mm x 45mm x H32mm.

Cod.	Colour	Terminals	Capacity A	UM	€
2155502	BLACK	2M8	80	PCS	
2155503	RED	2M8	80	PCS	



Standard 6.3x32 mm Glass Tube Fuses

Standard glass tube fuses.

Cod.	A	UM	€
2167203	3	PCS	
2167205	5	PCS	
2167210	10	PCS	
2167215	15	PCS	
2167220	20	PCS	

**CT Fuse Holder**

Panel mount Glass fuse holder. Round cap.

Cod.	UM	€
2101650	PCS	

**CTS Fuse Holder**

Panel mount Glass fuse holder. Square cap.

Cod.	UM	€
2101654	PCS	

**CTB Fuse Holder**

Panel mount Glass fuse holder. Flat round cap.

Cod.	UM	€
2101652	PCS	

**PL In Line Fuse Holder**

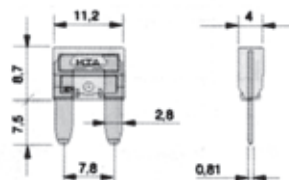
In-line Glass fuse holder.

Cod.	UM	€
2101656	PCS	

**- LAMELLAR FUSES AND FUSE HOLDERS -****Mini Blade Fuses**

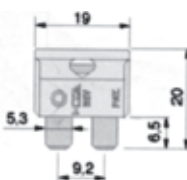
Mini blade fuses.

Cod.	A	Colour	UM	€
2167103	3	LIGHT BLUE	PCS	
2167105	5	BROWN	PCS	
2167110	10	RED	PCS	
2167115	15	BLUE	PCS	
2167120	20	YELLOW	PCS	

**Midi Blade Fuses**


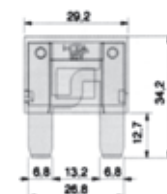
Midi blade fuses.

Cod.	A	Colour	UM	€
2167305	5	ORANGE	PCS	
2167310	10	RED	PCS	
2167315	15	BLUE	PCS	
2167320	20	YELLOW	PCS	
2167330	30	GREEN	PCS	

**Maxi Blade Fuses**

Maxi blade fuses.

Cod.	A	Colour	UM	€
2167340	40	ORANGE	PCS	
2167350	50	RED	PCS	
2167360	60	BLUE	PCS	
2167380	80	WHITE	PCS	



In Line Mini IP66 Blade Fuse Holder

Waterproof IP66 in-line mini blade fuse holder. The 2101648 fuse holder is endowed with LED indicator, it activates when the fuse is blown.

Cod.	Fuse Holder	UM	€
2101642	Without LED Indicator	PCS	
2101648	With LED Indicator	PCS	



In Line Midi Blade Fuse Holder

In-line midi blade fuse holder.

Cod.	UM	€
2101657	PCS	



In Line Midi IP66 Blade Fuse Holder

Waterproof IP66 in-line midi blade fuse holder. The 2101645 fuse holder is endowed with LED indicator, it activates when the fuse is blown.

Cod.	Fuse Holder	UM	€
2101643	Without LED Indicator	PCS	
2101645	With LED Indicator	PCS	



In Line Maxi IP66 Blade Fuse Holder

Waterproof IP66 line maxi blade fuse holder. The 2101647 fuse holder is Endowed with LED indicator, it activates when the fuse is blown.

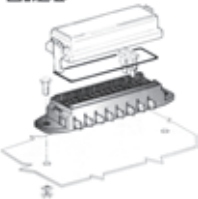
Cod.	Fuse Holder	UM	€
2101646	Without LED Indicator	PCS	
2101647	With LED Indicator	PCS	



CL Midi Blade Fuse Block

Midi blade fuse block with up to 4 or 8 positions.

Cod.	Capacity	UM	€
2101674	4 Midi	PCS	
2101678	8 Midi	PCS	



FL Mini Blade Fuse Block

Mini blade fuse block with common positive.

LED alarm indicator that activates when the fuse is blown.

Transparent protective cover. Adhesive labels with utility symbols.

Handy Faston terminals.

Cod.	Dim mm	Capacity	UM	€
2101698	85 x 63 x H36	6 Mini (Mini) Fuses	PCS	
2101699	95 x 84 x H36	10 Mini (Mini) Fuses	PCS	



Standard FL Midi Blade Fuse Block

Standard midi blade fuse block with common positive.

LED alarm indicator that activates when the fuse is blown.

Transparent protective cover. Adhesive labels with utility symbols.

Handy Faston terminals.

Cod.	Dim mm	Capacity	UM	€
2101695	85 x 63 x H36	6 Standard (Midi) Fuses	PCS	
2101696	95 x 84 x H36	10 Standard (Midi) Fuses	PCS	



435

FUSES AND FUSE HOLDERS

LAMELLAR FUSES AND FUSE HOLDERS

DR Standard Midi Blade Fuse Block

Standard midi blade fuse block with common positive.
LED alarm indicator that activates when the fuse is blown.
Transparent protective cover. Adhesive labels with utility symbols.
Screw terminals for added safety.

Cod.	Dim mm	Capacity	UM	€
2101685	85 x 75 x H35	6 Standard (Midi) Fuses	PCS	
2101687	85 x 100 x H35	10 Standard (Midi) Fuses	PCS	



Standard Midi Fuse Block with LED Indicator Lights

Standard midi blade fuse block with common positive and busbar.
Interlocking modules with screw terminals for added safety.
LED alarm indicator that activates when the fuse is blown.
Transparent protective cover. Adhesive labels with utility symbols.
Complete with fuses.

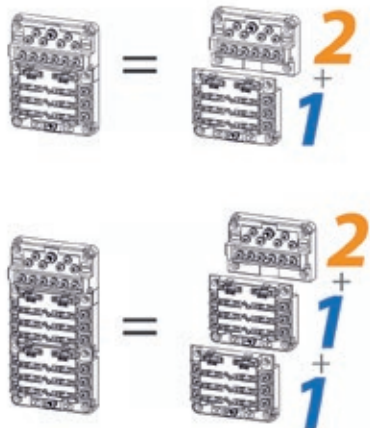
Cod.	Dim mm	Capacity	UM	€
2101686	88 x 88 x H36	6 Standard (Midi) Fuses	PCS	
2101688	138 x 88 x H36	12 Standard (Midi) Fuses	PCS	



Interlocking Module and Standard Midi Fuse Blocks

Standard midi blade fuse modular blocks with LED indicator, it activates when the fuse is blown. Endowed with storage for 2 spare fuses, cover protection and 60 label stickers.
The interlocking module allows to connect 6 circuits to the modular holders which can be combined together. Set of two 2101683 fuse holders boxes available.

Cod.	Ref	Dim mm	Capacity	UM	€
2101682	Terminal Block	86 x 41 x H57		PCS	
2101681	1 x 6 Fuse Holder	86 x 41 x H78	6 Standard (Midi) Fuses	PCS	
2101683	2 x 6 Fuse Holder	86 x 41 x H134	12 Standard (Midi) Fuses	PCS	



Mega Fuse Box Holder

Isolated base mega fuse box holder with protection cover. Dim: 125 x 38 mm x H44 mm.

Cod.	UM	€
2101693	PCS	



ANL Fuse Holder

Isolated base ANL fuse holder. Holds up to 1 or 2 ANL fuses.

Cod.	UM	€
2101690	PCS	



ANL Fuse Holder Box 1

Isolated base ANL fuse holder with protection cage. Dim: 155 x 38 mm x H44 mm.

Cod.	UM	€
2101691	PCS	



ANL Fuse Holder Box 2

Isolated base ANL fuse holder with protection cage. Holds up to 1 or 2 ANL fuses.

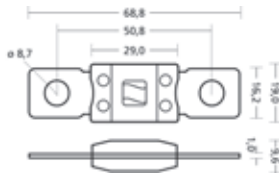
Cod.	UM	€
2101692	PCS	



Mega Fuses

ANM mega fuses.

Cod.	A	UM	€
2167230	100	PCS	
2167231	125	PCS	
2167232	150	PCS	
2167233	175	PCS	
2167234	200	PCS	
2167235	250	PCS	
2167239	500	PCS	


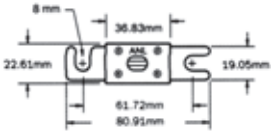


ANL Fuses

ANL fuses.

Cod.	A	UM	€
2167254	40	PCS	
2167255	50	PCS	
2167256	63	PCS	
2167258	80	PCS	
2167260	100	PCS	
2167262	125	PCS	
2167266	150	PCS	
2167267	175	PCS	
2167270	200	PCS	
2167275	250	PCS	
2167280	300	PCS	

Cod.	A	UM	€
2167285	355	PCS	
2167292	425	PCS	
2167295	500	PCS	

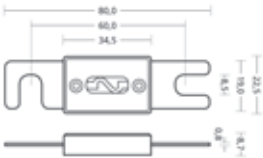


ANL Ceramic Fuses

Ceramic body ANL-C fuses.

Cod.	A	UM	€
2167240	40	PCS	
2167241	50	PCS	
2167242	60	PCS	
2167243	80	PCS	
2167244	100	PCS	
2167245	125	PCS	
2167246	150	PCS	
2167247	175	PCS	
2167248	200	PCS	
2167249	250	PCS	
2167250	300	PCS	

Cod.	A	UM	€
2167251	350	PCS	
2167252	400	PCS	
2167253	500	PCS	



AA IP65 Rocker Switch

12V Rocker switch with LED pilot light. IP65 waterproof, recess diameter 20 mm.

Cod.	Positions	Type	n° Pins	Capacity A	UM	€
2102030	On-Off	Single Pole	3	20	PCS	
2102031	On-Off	Double Pole	4	20	PCS	

**AA Panel Rocker Switch**

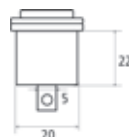

Panel mount rocker switch with pilot light.

Cod.	Positions	n° Pins	Capacity A	Accessories	UM	€
2100803	On-Off	3	15		PCS	
2101112				Watertight Protection	PCS	

**FLN IP65 Round LED Rocker Switch**

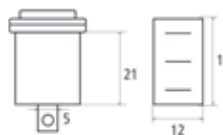

12/24V rocker switch with IP65 gasket and LED light.

Cod.	Colour	Positions	n. Pins	Capacity A	UM	€
2100756	RED	On-Off	3	6	PCS	
2100758	GREEN	On-Off	3	6	PCS	

**New****FLN IP65 Square LED Rocker Switch**

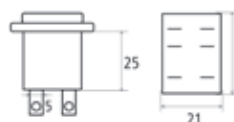
12/24V compact rocker switch with IP65 gasket and LED light.

Cod.	Colour	Positions	n. Pins	Capacity A	UM	€
2100760	RED	On-Off	3	6	PCS	
2100762	GREEN	On-Off	3	6	PCS	

**New****FLN IP65 Blacke Rocker Switch**

Classic black rocker switch for work appliances with IP65 waterproof gasket. Bipolar circuit 12/24V-20A.

Cod.	Positions	n. Pins	Capacity A	UM	€
2100764	On-Off	4	20	PCS	
2100766	On-Off-On	6	20	PCS	

**New**

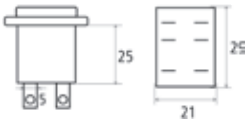
FLN IP65 Black LED Rocker Switch

Classic black rocker switch with IP65 waterproof gasket and red LED light. Bipolar circuit 12/24V-20A.



Cod.	Positions	n. Pins	Capacity A	UM	€
2100768	On-Off	4	20	PCS	
2100770	On-Off-On	6	20	PCS	

New



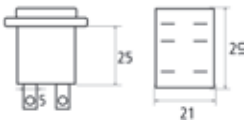

FLN IP65 Red LED Rocker Switch

Rocker switch with IP65 waterproof gasket and red LED light. Bipolar circuit 12/24V-20A.



Cod.	Positions	n. Pins	Capacity A	UM	€
2100776	On-Off	4	20	PCS	
2100778	On-Off-On	6	20	PCS	

New



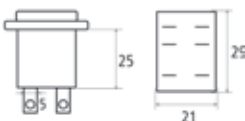

FLN IP65 Green LED Rocker Switch

Rocker switch with IP65 waterproof gasket and green LED light. Bipolar circuit 12/24V-20A.



Cod.	Positions	n. Pins	Capacity A	UM	€
2100780	On-Off	4	20	PCS	
2100782	On-Off-On	6	20	PCS	

New



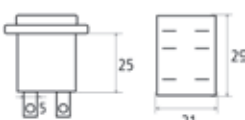
FLN IP65 S/Steel LED Rocker Switch

Rocker switch with Stainless Steel actuator, IP65 waterproof gasket and red LED light. Bipolar circuit 12/24V-20A.



Cod.	Positions	n. Pins	Capacity A	UM	€
2100772	On-Off	4	20	PCS	
2100774	On-Off-On	6	20	PCS	

New




White LED IP68 Waterproof Rocker Switch

Nitrile gasket IP68 waterproof 12/24V (20/10A) rocker switches.

With white LED that lights on when the switch is activated.

On in parenthesis (On) indicates a momentary position.

Cod.	LED n.	Positions	n. Pins	Suitable for	UM	€
2100570	1	On-Off	3	Universal	PCS	
2100571	1	(On)-Off	3	Horns - WC	PCS	
2100575	2	On-Off-On	4	Wipers - Navigation / Anchor Lights	PCS	
2100576	2	(On)-Off-On	4	Bilge Pumps (Manual + Auto)	PCS	
2100577	2	(On)-Off-(On)	4	Electric Winches - Gangways - Flaps	PCS	



**Red LED IP68 Waterproof Rocker Switch**

Nitrile gasket IP68 waterproof 12/24V (20/10A) rocker switches.

With red LED that lights on when the switch is activated.

On in parenthesis (On) indicates a momentary position.

Cod.	LED n.	Positions	n. Pins	Suitable for	UM	€
2100560	1	On-Off	3	Universal	PCS	
2100561	1	(On)-Off	3	Horns - WC	PCS	
2100565	2	On-Off-On	4	Wipers - Navigation / Anchor Lights	PCS	
2100566	2	(On)-Off-On	4	Bilge Pumps (Manual + Auto)	PCS	
2100567	2	(On)-Off-(On)	4	Electric Winches - Gangways - Flaps	PCS	



IP68 Waterproof Rocker Switch with Labels

Nitrile gasket IP68 waterproof rocker switch. Complete with set of 32 interchangeable labels to be inserted under the action button. The user symbol is always lighted on (red LED), while the label text lights on (white LED) when the switch is activated. Bipolar circuit 12/24V-20A.



Cod.	Positions	n. Pins	UM	€
2100752	On-Off	5	PCS	
2100754	(On)-Off	5	PCS	

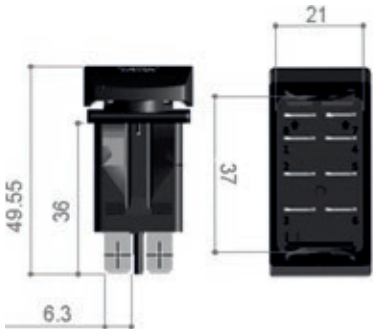


IP68 Laser Engraved Waterproof Rocker Switch

Nitrile gasket IP68 waterproof 12/24V (20/10A) rocker switches. With laser etched actuator, does not need sticker labels and does not wear. The symbol is always lighted on (red LED), while the label text lights on (white LED) when the switch is activated.



Cod.	Label	Positions	Type	n. Pins	UM	€
2100510	Anchor Light	On-Off	Single Pole	4	PCS	
2100511	Water Pump	On-Off	Single Pole	4	PCS	
2100512	Interior Light	On-Off	Single Pole	4	PCS	
2100513	Light	On-Off	Single Pole	4	PCS	
2100514	Fan	On-Off	Single Pole	4	PCS	
2100515	Navigation Light	On-Off	Single Pole	4	PCS	
2100516	Work Light	On-Off	Single Pole	4	PCS	
2100517	Fish Box	On-Off	Single Pole	4	PCS	
2100518	Power	On-Off	Single Pole	4	PCS	
2100519	Search Light	On-Off	Single Pole	4	PCS	
2100520	Horn	(On)-Off	Single Pole	4	PCS	
2100530	Windshield Wiper	On-Off-On	Double Pole	8	PCS	
2100535	Bilge Pump	(On)-Off-On	Double Pole	8	PCS	
2100540	Anchor	(On)-Off-(On)	Double Pole	8	PCS	
2100541	Up-Down	(On)-Off-(On)	Double Pole	8	PCS	



**IP55 Signal Weather Resistant Rocker Switch**

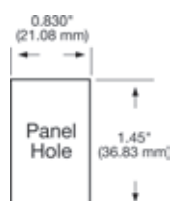
IP55 12V-16A weather resistant rocker switches with LED light and labels.
On in parenthesis (On) indicates a momentary position.

Cod.	Positions	Type	n. Pins	UM	€
2100720	On-Off	Single Pole	3	PCS	
2100721	On-Off	Double Pole	4	PCS	
2100723	On-Off-On	Double Pole	6	PCS	
2100726	(On)-Off	Single Pole	3	PCS	
2100729	(On)-Off-(On)	Double Pole	6	PCS	
2100730	(On)-Off-On	Double Pole	5	PCS	

**Modular Brackets**

Rocker switch modular brackets.

Cod.	Bracket	UM	€
2100700	Single for 1 Switch	PCS	
2100701	Pin (R and L)	PCS	
2100702	Middle	PCS	
2100703	Cap for Brackets without Switch	PCS	

**Actuator Removal Tool**

Switch actuator removal tool.

Cod.	UM	€
2100750	PCS	

**Self-Adhesive Utilities Labels**

Self-adhesive labels for switches and panels functions.

Cod.	Labels n.	Dim mm	Writing	Background	UM	€
2100745	25	14 x 12	BLACK	CLEAR	PCS	
2100746	50	14 x 12	WHITE	CLEAR	PCS	

**AA Panel Rocker Switch**

12V Stainless Steel frame classic wall rocker switch.

Cod.	Switches	Positions	Capacity A	UM	€
2100871	1	On-Off	5	PCS	
2100872	2	On-Off	5	PCS	

**WK Panel Rocker Switch**

12/24V IP67 waterproof panel mounted rocker switch with Stainless Steel frame. Panel dimensions 82 x 71 mm.

Cod.	Switches	Positions	Capacity A	UM	€
2101700	2	On-Off	20	PCS	



Toggle AA 1 Switch

Resin body toggle switch with Brass handle.

Cod.	n° Pins	Capacity A	Positions	Accessories	UM	€
2101001	2	10	On-Off		PCS	
2101106				Watertight Cap Seal M10X1	PCS	

**Toggle W/P Switch**

MTM Resin body toggle switch with Brass handle. With watertight cap.

Cod.	n° Pins	Capacity A	Positions	UM	€
2101003	3	10	On-Off	PCS	
2101012	2	10	On-Off	PCS	

**P Plastic Toggle Switch**

Resin body toggle switch with Plastic handle.

Cod.	n° Pins	Capacity A	Positions	UM	€
2101010	2	5	On-Off	PCS	

**Toggle AA 2/3 Switch**

Resin body toggle switches with Brass handle.

On in parenthesis (On) indicates a momentary position.


Cod.	n° Pins	Capacity A	Positions	Accessories	UM	€
2101002	2	15	On-Off		PCS	
2101004	3	15	(On)-Off-(On)		PCS	
2101107				Watertight Cap Seal M12X1	PCS	

**Hi/Qu MTM Toggle Switch**

MTM quality Resin body toggle switches with Brass handle.

On in parenthesis (On) indicates a momentary position.

Cod.	n° Pins	Capacity A	Positions	Accessories	UM	€
2101101	2	20	On-Off		PCS	
2101102	3	20	On-Off-On		PCS	
2101103	3	20	(On)-Off-(On)		PCS	
2101105				Watertight Cap Seal M12X0.75	PCS	

**Illuminated Handle Toggle AA 5 Switch**

Resin body 12V toggle switch with LED light plastic handle.

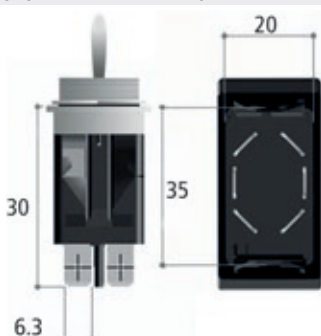

On in parenthesis (On) indicates a momentary position.

Cod.	n° Pins	Capacity A	Positions	Accessories	UM	€
2101122	3	16	On-Off		PCS	
2101123	3	16	(On)-Off		PCS	
2101124	4	16	On-Off-On		PCS	
2101109				Watertight Cap Seal	PCS	

**Toggle LED Switch**

Nitrile gasket IP68 waterproof toggle switch with red/green LED position light. Non-magnetic Stainless Steel body with 12/24V-20A bipolar circuit.

Cod.	n° Pins	Capacity A	Positions	UM	€
2101020	6	20	On-Off	PCS	
2101022	6	20	On-Off-On	PCS	

**New**

Push-Pull 1BC - 2 Pole Switch


2 Pole Brass body with Chromed Brass knob push-pull switch for 1 circuit.

Cod.	n° Pins	Capacity A	Positions	UM	€
2101510	2	15	Off-On	PCS	

**Push-Pull 2BC Switch**


Brass body with Chromed Brass knob push-pull switch for 2 circuits.

Cod.	n° Pins	Capacity A	Positions	UM	€
2101513	3	15	Off-On-On	PCS	
2101514	4	15	Off-On-On	PCS	

**AA Black/Red Push Button Switch**

Brass body and watertight cap push-button switch. 16 mm hole, 54 mm recess height.

Cod.	n° Pins	Capacity A	Positions	Cap Colour	UM	€
2102002	2	10	Off-(On)	BLACK	PCS	
2102000	2	10	Off-(On)	RED	PCS	

**Cole A/P Push Button Switch**

Superior quality antistatic Resin body push-button switch. Silver contacts and condensation proof button. Can be completed with watertight Red or Black cap seal.

Cod.	n° Pins	Capacity A	Positions	Cap Seal	UM	€
2102023	2	15	Off-(On)		PCS	
2102105				RED	PCS	
2102106				BLACK	PCS	

**W/C Flat Push Button Switch**

Resin body push-button switch. With waterproof cap.

Cod.	n° Pins	Capacity A	Positions	UM	€
2102005	2	5	Off-(On)	PCS	

**Flat S/Steel LED Push Button Switch**



Stainless Steel body 12/24V IP67 watertight push-button switch with LED light. Flush mount with 19 mm hole. Recess height 38 mm.

Cod.	LED	n° Pins	Capacity A	Positions	UM	€
2102015	RED	5	5	Off-(On)	PCS	
2102017	BLUE	5	5	Off-(On)	PCS	
2102021	RED	5	5	Off-On	PCS	
2102022	BLUE	5	5	Off-On	PCS	

**Flush S/Steel Push Button Switch with Labels**

Stainless Steel body 12/24V IP66 watertight push-button switch with LED light. With the panel powered, the switch is always illuminated with a red LED, it lights up with a white LED when the switch is activated. Complete with pre-wired connector for easy mount or replacement. Flush mount with 19mm hole. Recess height 41 mm. To be completed with label sets with 185 different symbols.

Cod.	n° Pins	Capacity A	Positions	Accessories	UM	€
2102018	5	5	Off-On		PCS	
2102019	5	5	Off-(On)		PCS	
2102020				Labels Set	PCS	



Push-Button Thermal Circuit Breakers

Push-button thermal circuit breakers.

Cod.	Capacity A	Accessories	UM	€
2101659	5		PCS	
2101660	10		PCS	
2101661	15		PCS	
2101662	20		PCS	
2101663	30		PCS	
2101114		Waterproof Cap	PCS	

**AA 021 Toggle Circuit Breaker**

Reinsertable magnetic circuit breaker. In case of short circuit or high loads it stops the current. It can be reinserted when the electrical emergency is over.

Standard holes wheelbase 42,16 mm.

Cod.	Capacity A	UM	€
2100925	5	PCS	
2100926	10	PCS	
2100927	15	PCS	
2100928	20	PCS	
2100930	30	PCS	
2100935	50	PCS	

**Hi-Amp Flush Thermal Circuit Breaker**

Hi-Amp flush mount marine grade circuit breaker. Combines switching and circuit protection into one unit. IP67 waterproof, does not produce sparks and can be used on boats with gasoline fuel.

Cod.	Capacity A	UM	€
2100954	50	PCS	
2100955	60	PCS	
2100957	80	PCS	
2100960	100	PCS	
2100961	120	PCS	
2100962	135	PCS	
2100965	150	PCS	



MTM

Hi-Amp Surface Mount Thermal Circuit Breaker

Surface mount Hi-Amp marine grade circuit breaker. Combines switching and circuit protection into one unit. IP67 waterproof, does not produce sparks and can be used on boats with gasoline fuel.

Cod.	Capacity A	UM	€
2100974	50	PCS	
2100975	60	PCS	
2100977	80	PCS	
2100980	100	PCS	
2100981	120	PCS	
2100982	135	PCS	
2100985	150	PCS	

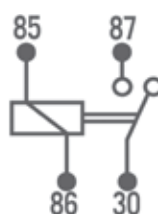


MTM

SPST Relay Switch

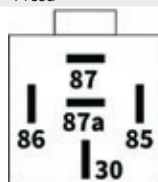

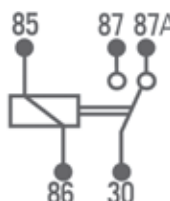
4-pins SPST-type electrical relay switch that opens or closes a circuit (87).

Cod.	A	V	UM	€
2154120	30	12	PCS	
2154121	20	24	PCS	
2154140	200	12	PCS	
2154141	100	24	PCS	

**SPDT Relay Switch**

5-pins SPDT type electrical relay switch that switches the contact between two circuits (87-87A). Supplied in standard version or with pre-wired socket housing.

Cod.	Ref	A	V	UM	€
2154125	Standard	30	12	PCS	
2154126	Standard	40	24	PCS	
2154127	Presa	30	12	PCS	
2154128	Presa	40	24	PCS	



86: Relay Coil Terminal
 85: Relay Coil Terminal
 30: High Power Common Pin
 87: High Power Normal Open Pin (Normally OFF)
 87A: High Power Normal Closed Pin (Normally ON)

Windlass Up-Down AA Switch Panels

Windlass AA switch panels with LED light.



Cod.	Switch	Dim mm	UM	€
2101714	Toggle	50 x 75	PCS	
2101715	Rocker	50 x 75	PCS	

**Bilge Pump AA Switch Panels**

3-position bilge pump AA switch panels complete with fuse: auto-off-manual.



Cod.	Ref	Dim mm	UM
1823030	Horizontal	90 x 50	PCS
1823031	Vertical	50 x 90	PCS

**AA Fail-Safe Bilge Pump Control Panel**

Backlighted switch 12V control panel with 3 positions: Automatic - Off - Manual with the "Fail-safe" device (automatic return to off from manual position). Complete with fuse.



Cod.	UM	€
1823034	PCS	

**Startech Bilge Pump Switch Panel**

UV resistant stabilized Plastic 3-position auto-off-manual bilge pump switch panel. With Nitrile gasket, Stainless Steel screws, 10A circuit breaker and preprinted label.



Cod.	Dim mm	V	UM	€
2102783	60 x 100	12/24	PCS	

**Voltage/Current Tester Control Panel**

IP66 watertight and UV resistant stabilized Plastic voltage and current digital tester control panel with Nitrile gasket.



Cod.	Dim mm	V	UM	€
2102786	54 x 114	12/24	PCS	

**Startech 2 Battery Tester Control Panel**

UV resistant stabilized Plastic digital tester control panel for two batteries. With Nitrile gasket, Stainless Steel screws and preprinted label.



Cod.	Dim mm	V	UM	€
2102782	60 x 100	12/24	PCS	

**2 Battery Tester Rocker Switch**

Tester control panel for two 12V batteries.



Cod.	Dim mm	UM	€
2101640	83 x H64	PCS	

**Digital Battery Tester Switch**

Aluminum tester panel switch with digital display for two 12/24V batteries.



Cod.	Dim mm	UM	€
2101636	82 x H63	PCS	



Water Resistant Classic Toggle Switch Panel

Anodized Aluminum panel with waterproof switches, fuse holders and LED indicators. Complete with preprinted labels.

Cod.	H mm	L mm	n° Switches	n° Fuses	n° Led	UM	€
2102623	100	100	3 x 10A	3	3	PCS	
2102624	125	100	4 x 10A	4	4	PCS	
2102626	170	100	6 x 10A	6	6	PCS	

**Water Resistant Standard Toggle Switch Panel**

ABS panel with waterproof switches and fuse holders complete with preprinted labels.

Cod.	H mm	L mm	n° Switches	n° Fuses	UM	€
2102613	80	115	3 x 10A	3	PCS	
2102616	165	115	6 x 10A	6	PCS	

**Water Resistant New Classic Black Toggle Switch Panel**

ABS panel with waterproof switches and fuse holders complete with preprinted labels.

Cod.	H mm	L mm	n° Switches	n° Fuses	n° Led	UM	€
2102604	90	100	4 x 10A	4		PCS	
2102606	125	100	6 x 10A	6		PCS	
2102636	125	100	6 x 10A	6	6	PCS	

**Water Resistant New Classic Toggle Switch Panel with 12V Power Socket**

Black ABS panel with waterproof switches and fuse holders complete with preprinted labels. With 12V cigarette lighter or USB socket both with watertight cap.

Cod.	H mm	L mm	n° Switches	n° Fuses	Socket	UM	€
2102637	125	110	5 x 10A	5	12V Lighter	PCS	
2102638	125	110	5 x 10A	5	USB	PCS	

**Water Resistant New Classic White Toggle Switch Panel**

ABS panel with waterproof switches and fuse holders complete with preprinted labels.

Cod.	H mm	L mm	n° Switches	n° Fuses	n° Led	UM	€
2102644	90	100	4 x 10A	4		PCS	
2102646	125	100	6 x 10A	6		PCS	
2102656	125	100	6 x 10A	6	6	PCS	



Water Resistant New Zoolander Toggle Switch Panel

ABS wired panel with waterproof toggle switches, LED pilot lights and reinsertable automatic circuit breakers. Voltage: 12V/24V DC.



Cod.	H mm	L mm	n. Switches	n. Led	n. Circuit Breakers	UM	€
2102667	98	98	4 x 15A	4	4	PCS	
2102668	152	98	6 x 15A	6	6	PCS	

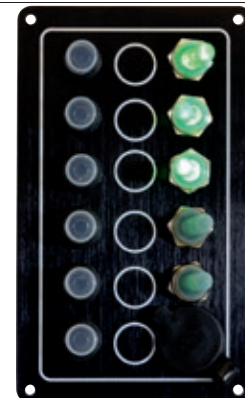


Water Resistant Ghost Toggle Switch Panel with 12V Power Socket

Black anodized panel with waterproof light switches, 12V power socket and push button circuit breakers complete with preprinted labels. Panel has 1 x (ON)-OFF and 1 x ON-OFF-ON.



Cod.	H mm	L mm	n. Switches	n. Breakers	UM	€
2101638	170	100	5	6	PCS	




Water Resistant Ghost Toggle Switch Panel

Black anodized panel with waterproof light switches and push button circuit breakers complete with preprinted labels. Both panels have 1 x (ON)-OFF and 1 x ON-OFF-ON.



Cod.	H mm	L mm	n. Switches	n. Breakers	UM	€
2101637	90	100	3	3	PCS	
2101639	170	100	6	6	PCS	



Water Resistant Wave Rocker Switch Panel

Universal vertical or horizontal mount Polyurethane panel with waterproof rocker switches, LED pilot lights and reinsertable automatic circuit breakers. Complete with preprinted labels.



Cod.	H mm	L mm	n. Switches	n. Breakers	UM	€
2102724	110	100	4	4	PCS	
2102726	160	100	6	6	PCS	
2102728	210	100	8	8	PCS	



Water Resistant Wave Rocker Switch Panel with 12V Power Socket

Polyurethane panel with waterproof switches (5A, 10A, 15A), LED pilot lights and reinsertable automatic circuit breakers. Complete with 12V power socket and preprinted labels.




Cod.	H mm	L mm	n. Switches	n. Breakers	UM	€
2102732	125	100	3	4	PCS	



Water Resistant Contour Rocker Switch Panel

Black anodized panel with waterproof switches, fuse holders and preprinted labels.

Cod.	Dim mm	n. Switches	n. Fuses	n. Led	UM	€
2102621	135 x H95	3 x 15A	3	3	PCS	
2102620	135 x H95	4 x 15A	4	4	PCS	
2102622	135 x H185	6 x 15A	6	6	PCS	



Water Resistant Black Sea 8 Rocker Switch Panel

Anodized Polyurethane 12V wired panel with waterproof switches, LED pilot lights, circuit breakers and labels. With or without USB power socket. Universal vertical or horizontal mount.

Cod.	Dim mm	n. Switches	n. Fuses	n. Led	USB Socket	UM	€
2102708	115 x H240	8 x 15A	8	8	No	PCS	
2102709	115 x H240	7 x 15A	8	7	Yes	PCS	



Water Resistant Contour Tester Digital 6 Rocker Switch Panel

IP65 Protected 12V wired Aluminum tester panel with preprinted labels. With digital display for two 12V batteries, waterproof switches endowed with LED pilot lights and circuit breakers.

Cod.	Dim mm	n. Switches	n. Circuit Breakers	UM	€
2102642	115 x H241	6	1 x 5A + 5 x 15A	PCS	



Water Resistant Redtech Rocker Switch Panel +Tester +2 Sockets

Polymerpanel with red waterproof LED illuminated rocker switches. The first switch is (ON)-OFF for acoustic signal. With 6-30V voltmeter, 12V power socket and double USB 1+2.1A socket, all complete with fuse. Pre-wired, complete with screws and preprinted labels.

Cod.	Dim mm	n. Switches	n. Fuses	UM	€
2102818	183 x 120	6 x 20A	3	PCS	



Water Resistant Redtech Rocker Switch Panel +2 Sockets

Polymer waterproof panel with red LED illuminated rocker switches. The first switch is (ON)-OFF for acoustic signal. With 6-30V voltmeter, 12V power socket and double USB 1+2.1A socket, both complete with fuse. Pre-wired, complete with screws and preprinted labels.

Cod.	Dim mm	n. Switches	n. Fuses	UM	€
2102816	130 x 120	4 x20A	2	PCS	



Water Resistant Redtech 20A Rocker Switch Panel

Anodized Aluminum panel with waterproof rocker switches and red LEDs. The first switch is (ON)-OFF for acoustic signal. Pre-wired, complete with screws and preprinted labels.



Cod.	Dim mm	n. Switches	UM	€
2102804	124 x 70	4 x 20A	PCS	
2102806	178 x 70	6 x 20A	PCS	
2102808	234 x 70	8 x 20A	PCS	

**Water Resistant Black Sea 6 Rocker Switch Panel**

Polyurethane anodized wired panel with waterproof switches, fuse holders and LED indicators, complete with preprinted labels. The 2102707 is complete with a 12V power socket.



Cod.	Dim mm	n. Switches	n. Fuses	n. Led	12V Socket	UM	€
2102706	205 x H102	6 x 16A	6	6	No	PCS	
2102707	102 x H205	6 x 16A	6	6	Yes	PCS	

**WP-Matic Panel**

Black anodized panel with waterproof switches, LED pilot lights and push button reset boot circuit breakers. Complete with preprinted labels.



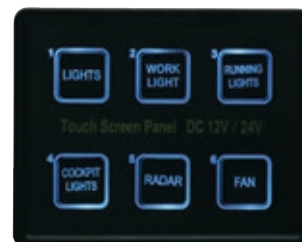
Cod.	Dim mm	n. Switches	n. Fuses	n. Led	UM	€
2102713	130 x H110	3 x 16A	3	3	PCS	
2102716	130 x H195	6 x 16A	6	6	PCS	

**DR Digital Touch Panel**

IP67 waterproof 12/24V digital membrane panel. Endowed with panel with touch switches with blue LED pilot light, control box, 1.8 meter connecting cable, preprinted labels, screws and electrical connectors.



Cod.	Panel Dim mm	Control Box Dim mm	n. Switches	UM	€
2102794	100 x 80 x H10	135 x 85 x H30	6	PCS	



Water Resistant Startech Circuit Breaker Rocker Switch Panel

UV resistant stabilized Plastic IP65 protected panels. Cabled, with waterproof rocker switches endowed with LED pilot lights, circuit breakers and preprinted labels. The first switch is (ON)-OFF for the horn. Can be completed with different upgrade parts.



Cod.	Dim mm	n. Switches	n. Circuit Breakers	Upgrade Slots	UM	€
2102774	130 x H100	4	2 x 5A + 1 x 10A + 1 x 15A		PCS	
2102775	182 x H100	6	3 x 5A + 2 x 10A + 1 x 15A		PCS	
2102776	235 x H100	8	4 x 5A + 2 x 10A + 2 x 15A		PCS	
2102780				12V Socket with 15A Breaker	PCS	
2102781				Double USB Socket with 3A Breaker	PCS	
2102782				Two Batteries Test Panel	PCS	
2102783				Auto/Manual Bilge Pump Switch 10A	PCS	



- YIS IP66 SWITCH PANELS -

Digital Touch IP67 Panel

IP67 waterproof 12/24V digital compact panel. Includes PET switchboard with backlight touch switches endowed with LED pilot lights, 1 meter connecting cable and 60 preprinted labels. Endowed with built-in resettable fuses that serve as circuit breakers. All buttons can be set (ON)-OFF for the horn.



Cod.	Panel Dim mm	Control Box Dim mm	n. Switches	n. Circuit Breakers	UM	€
2102796	91 x H75	136 x 90 x H32	6	6 x 10A	PCS	
2102797	130 x H75	214 x 95 x H29	10	10 x 10A	PCS	



Water Resistant C7-IP66 Black Rocker Switch Panel

Aluminum IP66 waterproof 12/24V superior quality compact panels. Cabled, with waterproof switches endowed with red LED pilot lights and circuit breakers with rubber boots. The first switch is (ON)-OFF for the horn. Complete with 30 preprinted labels to be applied on LED backlighted modules. Vertical or horizontal mount.

Cod.	Dim mm	n. Switches	n. Circuit Breakers	UM	€
2102756	114 x H191	6	1 x 6A + 1 x 10A + 3 x 15A + 1 x 20A	PCS	
2102758	114 x H238	8	1 x 4A + 1 x 6A + 3 x 10A + 1 x 15A + 2 x 20A	PCS	



Water Resistant C7-IP66 Power Socket Black Rocker Switch Panel

Aluminum IP66 waterproof 12/24V superior quality compact panels. Cabled, with waterproof switches endowed with red LED pilot lights and circuit breakers with rubber boots. The first switch is (ON)-OFF for the horn. Complete with 30 preprinted labels to be applied on LED backlighted modules. Vertical or horizontal mount.

Cod.	Dim mm	n. Switches	n. Circuit Breakers	Socket Slots	UM	€
2102750	114 x H191	4	1 x 6A + 1 x 10A + 1 x 15A + 1 x 20A	USB Socket and 12V Socket	PCS	
2102751	114 x H191	4	1 x 6A + 1 x 10A + 1 x 15A + 1 x 20A	Battery Tester and 12V Socket	PCS	
2102752	114 x H191	4	1 x 6A + 1 x 10A + 1 x 15A + 1 x 20A	Battery Tester and USB Socket	PCS	



Water Resistant C7-IP66 White Rocker Switch Panel
Aluminum IP66 waterproof 12/24V superior quality compact panels. Cabled, with waterproof switches endowed with red LED pilot lights and circuit breakers with rubber boots. The first switch is (ON)-OFF for the horn. Complete with 30 preprinted labels to be applied on LED backlighted modules. Vertical or horizontal mount.



Cod.	Dim mm	n. Switches	n. Circuit Breakers	UM	€
2102766	114 x H191	6	1 x 6A + 1 x 10A + 3 x 15A + 1 x 20A	PCS	
2102768	114 x H238	8	1 x 4A + 1 x 6A + 3 x 10A + 1 x 15A + 2 x 20A	PCS	



Water Resistant C7-IP66 Power Socket White Rocker Switch Panel
Aluminum IP66 waterproof 12/24V superior quality compact panels. Cabled, with waterproof switches endowed with red LED pilot lights and circuit breakers with rubber boots. Complete with 30 preprinted labels to be applied on LED backlighted modules. Vertical or horizontal mount.



Cod.	Dim mm	n. Switches	n. Circuit Breakers	Socket Slots	UM	€
2102760	114 x H191	4	1 x 6A + 1 x 10A + 1 x 15A + 1 x 20A	USB Socket and 12V Socket	PCS	
2102761	114 x H191	4	1 x 6A + 1 x 10A + 1 x 15A + 1 x 20A	Battery Tester and 12V Socket	PCS	
2102762	114 x H191	4	1 x 6A + 1 x 10A + 1 x 15A + 1 x 20A	Battery Tester and USB Socket	PCS	



AA LED Festoon Bulb


LED festoon bulbs. Reduced consumption and long lifetime. 3000 K° warm white light colour.

Cod.	V	W	Lumen	L mm	ø mm	UM	€
2161601	12	1	20	35	10	PCS	
2161603	12	2	40	41	10	PCS	

**Power LED Festoon Bulb**

Power LED festoon bulbs. Reduced consumption and long lifetime. 3000 K° warm white light colour.

Cod.	V	W	Lumen	L mm	ø mm	UM	€
2161602	12	1,2	60	31	15	PCS	
2161604	12	1,8	90	36	14	PCS	
2161605	12	1,8	90	39	14	PCS	

**LED Classic Cover Festoon Bulb**

Classic power LED festoon bulb with clear cover. Reduced consumption and long lifetime. 3000 K° warm white light colour.

Cod.	V	W	Lumen	L mm	ø mm	UM	€
2161613	12	1	80	38	10	PCS	
2161614	12	1	80	42	14	PCS	

**Power LED Cover Festoon Bulb**

Power LED festoon bulb with clear cover. Reduced consumption and long lifetime. 3000 K° warm white light colour.

Cod.	V	W	Lumen	L mm	ø mm	UM	€
2161600	12	3	60	42	12	PCS	

**Hi-Power LED Festoon Bulb**

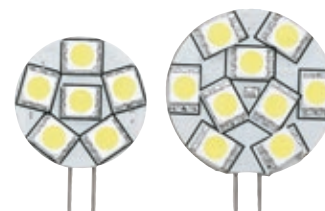
High luminosity Hi-Power LED festoon bulb. Reduced consumption and long lifetime. 3000 K° warm white light colour.

Cod.	V	W	Lumen	L mm	ø mm	UM	€
2161608	12/24	1,0	90	38	12	PCS	
2161610	10-30	1,5	110	41	12	PCS	

**G4 S.B. Pin Power LED Bulbs**


G4 side or back pin LED bulbs. Reduced consumption and long lifetime. 3000 K° warm white light colour.

Cod.	Pin	V	W	Lumen	ø mm	UM	€
2167510	Side	10-30	1,8	120	26	PCS	
2167520	Back	10-30	1,8	120	26	PCS	
2167511	Side	10-30	1,5	150	28	PCS	
2167521	Back	10-30	1,5	150	28	PCS	

**G4 Bottom Pin LED Bulbs**

360° LED bulbs with G4 bottom pins. Reduced consumption and long lifetime. 3000 K° warm white light colour.

Cod.	V	W	Lumen	H mm	UM	€
2167530	12	1,2	115	29	PCS	
2167531	12	1,6	162	39	PCS	

**160LM G4 LED Gel Bulb**

360° LED bulb with G4 pins. Covered by a waterproof clear silicic gel compound. Minimum consumption (2W) for a light output of 20W. 3000 K° dimmable warm white light colour.

Cod.	V	W	Lumen	H mm	UM	€
2167538	10-30	2	160	29	PCS	

**200LM G4 LED Gel Bulb**

360° LED bulb with G4 pins. Covered by a waterproof clear silicic gel compound. Minimum consumption (2.5W) for a light output of 25W. 3000 K° warm white light colour.

Cod.	V	W	Lumen	H mm	UM	€
2167539	10-30	2,5	200	45	PCS	



90LM BA15S and BA15D LED Bulbs

BA15S single pole and BA15D dual pole LED bulbs with parallel pins. Minimum consumption (1,5W) for a light output of 5W. 5000 K° cold white light colour.

Cod.	Pole	V	W	Lumen	H mm	UM	€
2163250	Single BA15S	12	1,5	90	40	PCS	
2163251	Dual BA15D	12	1,5	90	40	PCS	

**120LM BA15D LED Gel Bulb**

BA15D dual contact parallel pins LED bulb. Covered by a waterproof clear silicomic gel compound. Minimum consumption (2W) for a light output of 10W. 3000 K° warm white light colour.

Cod.	V	W	Lumen	H mm	UM	€
2163255	10-30	2	120	38	PCS	

**180LM BA15D LED Gel Bulb**

BA15D dual contact LED bulb with parallel pins. Covered by a waterproof clear silicomic rubber compound. Minimum consumption (2,5W) for a light output of 20W. 3000 K° warm white light.

Cod.	V	W	Lumen	H mm	UM	€
2163256	10-30	2,5	180	48	PCS	

**250LM BA15D LED Gel Bulb**

BA15D dual contact LED bulb with parallel pins. Covered by a waterproof clear silicomic rubber compound. Minimum consumption (3W) for a light output of 25W. 3000 K° warm white light.

Cod.	V	W	Lumen	H mm	UM	€
2163257	10-30	3	250	60	PCS	

**280LM BAY15D LED Nav Bulb**

BAY15D dual contact LED bulb with non parallel pins. Minimum consumption (2,6W) for a light output of 25W. 3200 K° warm white light colour. For navigation lights.

Cod.	V	W	Lumen	H mm	UM	€
2163236	10-30	2,6	280	42	PCS	

**250LM BAY15D LED Nav Gel Bulb**

BAY15D LED dual contact bulb with non parallel pins. Covered by a waterproof clear silicomic gel compound. Minimum consumption (3W) for a light output of 25W. 3000 K° warm white light colour. For navigation lights.

Cod.	V	W	Lumen	H mm	UM	€
2163262	10-30	3	250	60	PCS	

**IP67 300LM BAY15D Reinforced LED Bulb**

BAY15D waterproof dual contact reinforced LED bulb with non parallel pins. Minimum consumption (3W) for a light output of 25W. For navigation lights of boats over 12 m.

Cod.	V	W	Lumen	H mm	UM	€
2165520	12/24	3	300	70	PCS	

**G5,3 Power LED Spot Bulb**

Power LED G5,3 pin spot bulb. Reduced consumption and long lifetime. 3000 K° warm white light colour.

Cod.	V	W	Lumen	ø mm	H mm	UM	€
2167517	10-30	3,0	210	50	48	PCS	



Festoon Bulbs

Festoon bulbs.

Cod.	V	W	L mm	ø mm	UM	€
2161203	12	3	31	6	PCS	
2161205	12	5	37	10	PCS	
2161405	24	5	37	10	PCS	
2161409	24	10	37	10	PCS	
2161210	12	10	42	10	PCS	
2161215	12	15	42	14	PCS	
2161415	24	15	42	14	PCS	
2161218	12	18	42	14	PCS	

**BA 15D Double Contact Big Bulbs**

Double contact BA 15D bayonet base big bulbs.

Cod.	V	W	UM	€
2163220	12	20	PCS	
2163415	24	15	PCS	
2163420	24	20	PCS	

**BAY 15D Vertical Double Contact Bulbs**

Double contact BAY 15D bayonet base vertical bulbs for navigation lights of boats over 12 mt: DHR - Hella - Aqua Signal.

Cod.	V	W	UM	€
2165225	12	25	PCS	
2165425	24	25	PCS	
2165423	24	10	PCS	

**Single Contact Bulbs**

Single contact bulbs.

Cod.	V	W	UM	€
2162415	24	21	PCS	

**220V Fluorescent Tubes**

220V Fluorescent tubes.

Cod.	V	W	L mm	UM	€
2160004	220	4	150	PCS	
2160006	220	6	225	PCS	
2160008	220	8	300	PCS	

**BA 15D Double Contact Small Bulbs**

Double contact BA 15D bayonet base small bulbs.

Cod.	V	W	UM	€
2162406	24	5	PCS	
2163210	12	10	PCS	

**BAY 15D Double Contact Bulbs**

Double contact BAY 15D bayonet base bulbs for navigation lights of boats over 12 mt.

Cod.	V	W	UM	€
2164225	12	25	PCS	

**BAY 15D Double Contact Genuine DHR Bulbs**

Double contact BAY15 bayonet base vertical genuine DHR bulbs for navigation lights of boats over 12 mt: DHR - Hella - Aqua Signal.

Cod.	Type	V	W	UM	€
2165226	DHR	12	10	PCS	
2165426	DHR	24	10	PCS	
2165227	DHR	12	25	PCS	
2165427	DHR	24	25	PCS	

**G4 Xenon Halogen Bulbs**

G4 pin base Xenon Halogen bulbs.

Cod.	V	W	UM	€
2167010	12	10	PCS	
2167020	12	20	PCS	
2167410	24	10	PCS	
2167420	24	20	PCS	

**E14/E27 Adapters for BA15D Bulbs**

Adapters for mounting bulbs with parallel pins BA15D bayonet socket on E14 and E27 base socket.

Cod.	Base Socket	UM	€
2167584	E14	PCS	
2167587	E27	PCS	



Spotlight Beam Bulbs

Flood or spot beam bulbs for spotlights and searchlights.

Cod.	ø mm	V	W	Light Type	UM	€
2168000	110(4")	12	35	Spot	PCS	
2168001	110(4")	12	35	Flood	PCS	
2168008	110(4")	12/24V	36	LED flood	PCS	
2168010	140(5"3/4)	12	55	Spot	PCS	
2168022	210(8"5/16)	220	1000	Spot (DHR)	PCS	

**Spotlight Halogen Bulbs**


Spotlight Halogen bulbs.

Cod.	V	W	UM	€
2166255	12	55	PCS	
2166210	12	100	PCS	
2166470	24	70	PCS	

**- PILOT LIGHTS -****12/24V LED PL Pilot Lights**


12/24V LED Plastic pilot lights. Body diameter 4 mm.

Cod.	Colour	UM	€
2105020	YELLOW	PCS	
2105021	RED	PCS	
2105022	GREEN	PCS	

**12V 6MM LED CB Pilot Lights**


Watertight Chromed Brass 12V LED pilot lights. Complete with nut, seal and lock washer. Max panel thickness 6 mm.

Cod.	Colour	UM	€
2105017	YELLOW	PCS	
2105019	RED	PCS	
2105018	GREEN	PCS	

**12V 8MM LED CB Pilot Lights**


Watertight Chromed Brass 12V LED pilot lights. Complete with nut, seal and lock washer. Max panel thickness 13 mm.

Cod.	Colour	UM	€
2105005	YELLOW	PCS	
2105008	RED	PCS	
2105012	GREEN	PCS	

**12V 12MM LED CB Pilot Lights**


Watertight Chromed Brass 12V LED pilot lights. Complete with nut, seal and lock washer. Max panel thickness 10 mm.

Cod.	Colour	UM	€
2105006	YELLOW	PCS	
2105009	RED	PCS	
2105013	GREEN	PCS	

**12V 19MM LED Stainless Steel Pilot Lights**

Watertight Stainless Steel 12V LED pilot lights. Complete with nut and seal. Max panel thickness 21 mm.

Cod.	Colour	UM	€
2105007	YELLOW	PCS	
2105010	RED	PCS	
2105014	GREEN	PCS	



Mini LED White (CE) Navigation Lights

Plastic compact 12V LED navigation lights. Reduced consumption 1W.
Dimensions: 43 x H59 mm.



Cod.	Light	UM	€
2113520	GREEN	PCS	
2113521	RED	PCS	
2113522	WHITE 225°	PCS	
2113523	WHITE 135°	PCS	
2113524	RED/GREEN	PCS	

**Mini LED White (CE) Navigation Lights**

Plastic compact 12V LED navigation lights. Reduced consumption 1W.
Dimensions: 43 x H59 mm.



Cod.	Light	UM	€
2113364	GREEN	PCS	
2113365	RED	PCS	
2113366	WHITE 225°	PCS	
2113367	WHITE 135°	PCS	
2113368	RED/GREEN	PCS	

**Midi LED White (CE) Navigation Lights**

Plastic medium 12V LED navigation lights with Stainless Steel sides.
Reduced consumption 0,6W. Dimensions: 64 x H75 mm.



Cod.	Light	UM	€
2113530	GREEN	PCS	
2113531	RED	PCS	
2113532	WHITE 225°	PCS	
2113533	WHITE 135°	PCS	
2113534	RED/GREEN	PCS	

**Midi LED White (CE) Navigation Lights**

Plastic medium 12V LED navigation lights with Stainless Steel sides.
Reduced consumption 0,6W. Dimensions: 64 x H75 mm.



Cod.	Light	UM	€
2113345	GREEN	PCS	
2113346	RED	PCS	
2113347	WHITE 225°	PCS	
2113348	WHITE 135°	PCS	
2113349	RED/GREEN	PCS	

**Compact LED (CE) Navigation Lights**

Plastic compact 12V LED navigation lights.
Very bright with reduced consumption of 1,2W.
Dimensions: 70 x H45 mm.



Cod.	Light	UM	€
2111030	RED	PCS	
2111032	GREEN	PCS	
2111034	WHITE 135°	PCS	
2111035	RED/GREEN	PCS	

**On Deck (CE) LED Navigation Lights <12M**

Plastic body 12V LED deck navigation lights.
Dimensions: 64 x 89 x H42 mm.



Cod.	Light	UM	€
2111020	RED	PCS	
2111022	GREEN	PCS	
2111024	WHITE 135°	PCS	
2111028	RED/GREEN	PCS	



Mini Black (R.I.Na.) Nav Lights

Black Plastic body compact navigation lights. Dimensions: 42 x H59 mm.

Cod.	Light	Spare Bulb	UM	€
2111400	RED		PCS	
2111402	GREEN		PCS	
2111410	RED/GREEN		PCS	
2111404	225° WHITE		PCS	
2111406	135° WHITE		PCS	
2161210		12V 10W	PCS	
2161608		LED 12/24V 1W (Light Output 10W)	PCS	

**Mini White (R.I.Na.) Nav Lights**

White Plastic body compact navigation lights. Dimensions: 42 x H59 mm.

Cod.	Light	Spare Bulb	UM	€
2111300	RED		PCS	
2111302	GREEN		PCS	
2111310	RED/GREEN		PCS	
2111304	225° WHITE		PCS	
2111306	135° WHITE		PCS	
2161210		12V 10W	PCS	
2161608		LED 12/24V 1W (Light Output 10W)	PCS	

**Midi Black (R.I.Na.) Nav Lights**

Black Plastic body medium size navigation lights. Dimensions: 58 x H74 mm.

Cod.	Light	Spare Bulb	UM	€
2110800	RED		PCS	
2110802	GREEN		PCS	
2110810	RED/GREEN		PCS	
2110804	225° WHITE		PCS	
2110806	135° WHITE		PCS	
2161210		12V 10W	PCS	
2161610		LED 12/24V 1,5W (Light Output 15W)	PCS	

**Midi White (R.I.Na.) Nav Lights**

White Plastic body medium size navigation lights. Dimensions: 58 x H74 mm.

Cod.	Light	Spare Bulb	UM	€
2110900	RED		PCS	
2110902	GREEN		PCS	
2110910	RED/GREEN		PCS	
2110904	225° WHITE		PCS	
2110906	135° WHITE		PCS	
2161210		12V 10W	PCS	
2161610		LED 12/24V 1,5W (Light Output 15W)	PCS	

**Navigation Lights' Brackets**

Universal brackets for Mini and Midi navigation lights.


Cod.	Bracket	UM	€
2110450	Surface Mount	PCS	
2110452	Tube ø 22<->30 mm Clamp	PCS	
2110454	Mast Mount	PCS	



**Midi Flat Black (R.I.Na.) Nav Lights**


Black Plastic body flat compact navigation lights. Dimensions: 70 x H63 mm.

Cod.	Light	Spare Bulb	UM	€
2111700	RED		PCS	
2111702	GREEN		PCS	
2111710	RED/GREEN		PCS	
2111704	225° WHITE		PCS	
2111706	135° WHITE		PCS	
2161210		12V 10W	PCS	
2161610		LED 12/24V 1,5W (Light Output 15W)	PCS	

**Midi Flat White (R.I.Na.) Nav Lights**

White Plastic body flat compact navigation lights. Dimensions: 70 x H63 mm.

Cod.	Light	Spare Bulb	UM	€
2111800	RED		PCS	
2111802	GREEN		PCS	
2111810	RED/GREEN		PCS	
2111804	225° WHITE		PCS	
2111806	135° WHITE		PCS	
2161210		12V 10W	PCS	
2161610		LED 12/24V 1,5W (Light Output 15W)	PCS	

**LED Side Mount PL (CE-IMO-COLREG) Nav Lights**

Reinforced Plastic case pair of navigation LED lights.

Meets CE/IMO/COLREG 72/ABYC/NMMA requirements.

Dimensions: 100 x 60 x H36 mm.

Cod.	V	Light	UM	€
2111644	12	RED + GREEN	PR	

**LED Side Mount S/Steel (CE-IMO-COLREG) Nav Lights**

Stainless Steel case pair of navigation LED lights.

Meets CE/IMO/COLREG 72/ABYC/NMMA requirements.

Dimensions: 100 x 60 x H36 mm.

Cod.	V	Light	UM	€
2111642	12	RED + GREEN	PR	

**- BOW AND STERN NAVIGATION LIGHTS FOR BOATS UP TO 12 METERS -****Flush Mount Bow LED Navigation Side Lights <12M**

Stainless Steel 12V bow navigation lights sold in pairs.

Flush mount, CE certified.


Cod.	Dim mm	UM	€
2111501	197 x 57	PR	

**Square Stern LED (CE) Navigation Light <12M**

LED CE certified 12V Stainless Steel stern navigation light.

Dimensions: 130 x 85 mm.

Cod.	Light	UM	€
2111608	WHITE 135 °	PCS	



Round Stern LED (CE) Navigation Light <12M

LED CE certified Stainless Steel 12V stern navigation light.
Dimensions: outer ø 75 mm - inner ø 50 mm - H16 mm.




Cod.	Light	UM	€
2111607	WHITE 135 °	PCS	

**Round Stern Navigation LED 1p (CE) Light <12M**

Stainless Steel body stern LED navigation light. IP67 watertight.
Meets CE/IMO/COLREG 72/ABYC/NMMA requirements.
Dimensions: outer ø 80 mm - inner ø 40 mm - H20 mm.



Cod.	V	Light	UM	€
2111006	12	WHITE 135 °	PCS	

**Round PL Stern Navigation LED (CE) Light <12M**

IP67 watertight Plastic case stern LED navigation light.
Meets CE/IMO/COLREG 72/ABYC/NMMA requirements.
Dimensions: 74 x 62 x H40 mm.



Cod.	V	Light	UM	€
2111609	12	WHITE 135 °	PCS	

**Bi-Colour WH Bow LED (CE) Navigation Light <12M**

Bicolor 12V white Plastic case bow navigation light.
Dimensions: 40 x 70mm.



Cod.	Light	UM	€
2111515	RED/GREEN	PCS	

**Bi-Colour CH Bow LED (CE) Navigation Light <12M**

Bicolor 12V chromed case bow navigation light.
Dimensions: 45 x 100mm.



Cod.	Light	UM	€
2111514	RED/GREEN	PCS	

**Bi-Colour S/Steel Bow LED (CE-IMO-COLREG) Navigation Light <12M**

Bicolor 12V bow navigation light with Stainless Steel case and IP67 watertight rubber base.
Meets CE/USCG/COLREG/ABYC/NMMA requirements. Dimensions: 81 x 96 x H34 mm.



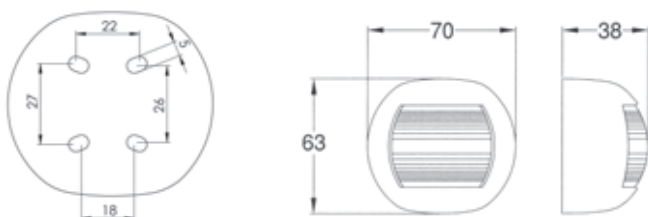
Cod.	Light	UM	€
2111518	RED/GREEN	PCS	



Flat Black R.I.Na. LED Nav Lights <20M

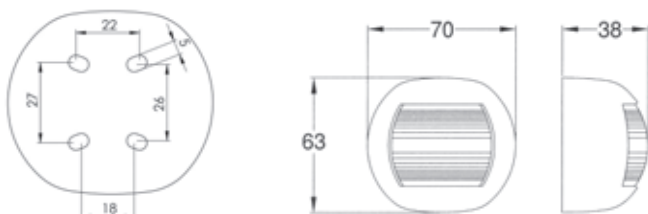
Wall mount 9-32V compact flat LED navigation lights with IPX7 plastic case and Polycarbonate lenses. R.I.Na. certified for boats up to 20 meters.

Cod.	Light	UM	€
2112400	RED	PCS	
2112401	GREEN	PCS	
2112402	135° WHITE	PCS	
2112403	225° WHITE	PCS	

**Flat White R.I.Na. LED Nav Lights <20M**

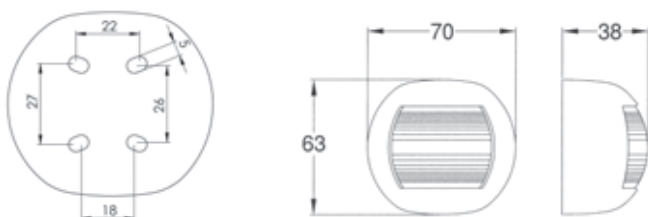
Wall mount 9-32V compact flat LED navigation lights with IPX7 plastic case and Polycarbonate lenses. R.I.Na. certified for boats up to 20 meters.

Cod.	Light	UM	€
2112410	RED	PCS	
2112411	GREEN	PCS	
2112412	135° WHITE	PCS	
2112413	225° WHITE	PCS	

**Flat Inox R.I.Na. LED Nav Lights <20M**


Wall mount 9-32V compact flat LED navigation lights with IPX7 316 Stainless Steel case and Polycarbonate lenses. R.I.Na. certified for boats up to 20 meters.

Cod.	Light	UM	€
2112420	RED	PCS	
2112421	GREEN	PCS	
2112422	135° WHITE	PCS	
2112423	225° WHITE	PCS	

**LED Orionis A (R.I.Na.) Nav Lights <20M**

Flat navigation lights with 1W 12/24V Power-LED.
Dimensions: 70 x 48 x H27.

Cod.	V	Light	UM	€
2111610	12/24	RED	PCS	
2111612	12/24	GREEN	PCS	

**LED Orionis A S/Steel (R.I.Na.) Nav Lights <20M**

Stainless Steel flat navigation lights with 1W 12/24V Power-LED.
Dimensions: 70 x 48 x H27.

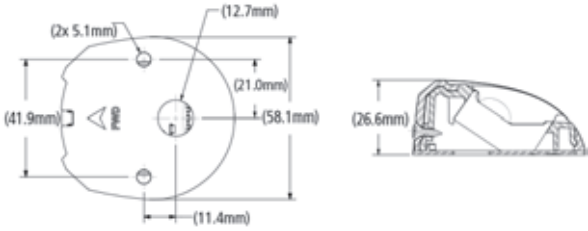
Cod.	V	Light	UM	€
2111630	12/24	RED	PCS	
2111632	12/24	GREEN	PCS	



Attwood LED Side Mount Black Nav Lights <20M

Pair of side mount Attwood 12V LED red/green navigation lights with IPX7 Composite case. CE-EN/ISO19009:2015, COLREG and ABYC certified for boats up to 20 meters, visibility 2 miles.

Cod.	V	Light	UM	€
2112212	12	RED/GREEN	PR	



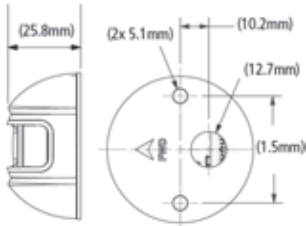
attwood



Attwood LED Side Mount S/Steel Nav Lights <20M

Side mount Attwood 12V LED navigation lights with IPX7 Stainless Steel case. CE-EN/ISO19009:2015, COLREG and ABYC certified for boats up to 20 meters, visibility 2 miles.

Cod.	V	Light	UM	€
2112208	12	GREEN	PCS	
2112210	12	RED	PCS	



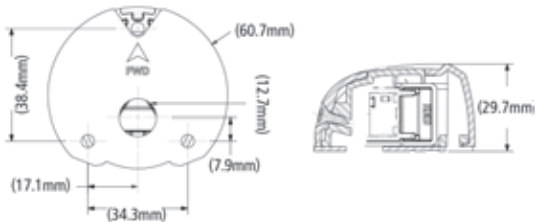
attwood



Attwood LED Deck Mount Black Nav Lights <20M

Pair of deck mount Attwood 12V LED red/green navigation lights with IPX7 Composite case. CE-EN/ISO19009:2015, COLREG and ABYC certified for boats up to 20 meters, 2 miles visibility.

Cod.	V	Light	UM	€
2111602	12	RED/GREEN	PR	



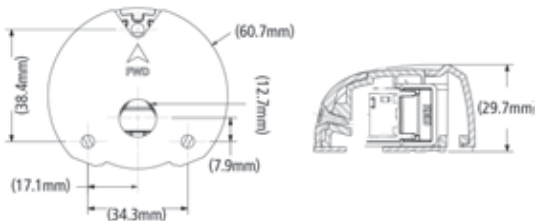
attwood



Attwood LED Deck Mount S/Steel Nav Lights <20M

Pair of deck mount Attwood 12V LED red/green navigation lights with IPX7 Stainless Steel case. CE-EN/ISO19009:2015, COLREG and ABYC certified for boats up to 20 meters, visibility 2 miles.

Cod.	V	Light	UM	€
2111600	12	RED/GREEN	PR	



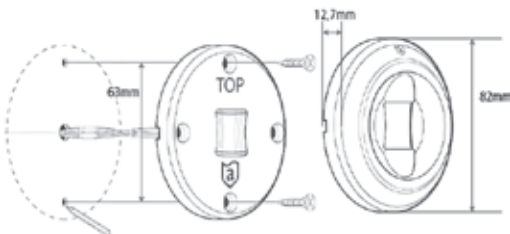
attwood



Attwood LED Stern Nav Light <20M

Stainless Steel Attwood LED stern navigation light. CE-EN/ISO19009:2015, COLREG and ABYC certified for boats up to 20 meters, visibility 2 miles.

Cod.	V	Light	UM	€
2111604	12	WHITE 135°	PCS	



attwood



LED Sirius Black USCG-COLREG Nav Lights

Reinforced Polycarbonate case navigation 12/24V LED lights.

Meet CE/COLREG 72/ABYC/USCG requirements.

Dimensions: 82 x 63 x H95 mm.

Cod.	V	Light	UM	€
2112110	12/24	RED	PCS	
2112111	12/24	GREEN	PCS	
2112114	12/24	RED/GREEN	PCS	
2112112	12/24	225° Masthead WHITE	PCS	
2112113	12/24	135° Stern WHITE	PCS	

**LED Sirius White USCG-COLREG Nav Lights**

Reinforced Polycarbonate case navigation 12/24V LED lights.

Meet CE/COLREG 72/ABYC/USCG requirements.

Dimensions: 82 x 63 x H95 mm.

Cod.	V	Light	UM	€
2112100	12/24	RED	PCS	
2112101	12/24	GREEN	PCS	
2112104	12/24	RED/GREEN	PCS	
2112102	12/24	225° Masthead WHITE	PCS	
2112103	12/24	135° Stern WHITE	PCS	

**LED Sirius S/Steel USCG-COLREG Nav Lights**

Stainless Steel case navigation 12/24V LED lights.

Meet CE/COLREG 72/ABYC/USCG requirements.

Dimensions: 82 x 63 x H95 mm.

Cod.	V	Light	UM	€
2112120	12/24	RED	PCS	
2112121	12/24	GREEN	PCS	
2112124	12/24	RED/GREEN	PCS	
2112122	12/24	225° Masthead WHITE	PCS	
2112123	12/24	135° Stern WHITE	PCS	



**DHR Navigation Lights for Work and Leisure Boats < 20 Meters**

R.I.Na. certified DHR navigation lights. Dimensions 95 X H154 mm.

Cod.	Light	Spare Bulb	UM	€
2112000	RED		PCS	
2112002	GREEN		PCS	
2112009	RED/GREEN		PCS	
2112004	225° WHITE		PCS	
2112006	135° WHITE		PCS	
2112007	135° YELLOW		PCS	
2165227		Genuine DHR 12V 25W	PCS	
2165427		Genuine DHR 24V 25W	PCS	
2163262		LED 12/24V 2,5W (Light Output 25W)	PCS	
2165520		LED 12/24V 3,0W (Light Output 25W)	PCS	

**DHR 360° Navigation Lights for Commercial Boats < 20 Meters**

R.I.Na. certified DHR navigation lights. Dimensions 95 X H139 mm.

Cod.	Light	Spare Bulb	UM	€
2112050	360° WHITE		PCS	
2112052	360° RED		PCS	
2112054	360° GREEN		PCS	
2165227		Genuine DHR 12V 25W	PCS	
2165427		Genuine DHR 24V 25W	PCS	
2163262		LED 12/24V 2,5W (Light Output 25W)	PCS	
2165520		LED 12/24V 3,0W (Light Output 25W)	PCS	

**DHR Navigation Lights for Commercial Boats < 50 Meters**

DHR navigation lights for boats up to 50 meters. Watertight, non-magnetic, with charged Polycarbonate body and Fresnel shockproof lenses. To be completed with BAY15D bulb. Bureau Veritas MED 2014/90/EU certified and COLREG/IMO/EN/IEC compliant.

Cod.	Light	Spare Bulb	UM	€
2112500	112,5° RED		PCS	
2112502	112,5° GREEN		PCS	
2112504	225° WHITE		PCS	
2112506	135° WHITE		PCS	
2112601	360° WHITE		PCS	
2112603	360° RED		PCS	
2112605	360° GREEN		PCS	
2112507	135° YELLOW		PCS	
2165227		Genuine DHR 12V 25W	PCS	
2165427		Genuine DHR 24V 25W	PCS	
2163262		LED 12/24V 2,5W (Light Output 25W)	PCS	
2165520		LED 12/24V 3,0W (Light Output 25W)	PCS	



All-Round Telescoping Angled Pole Lights <12M

Stainless Steel all-round telescoping pole lights 12/24V with thru-mount base. IP56 protection. R.I.Na. certified for boats up to 12 meters.

Cod.	H cm	Body	Spare Bulb	UM	€
2113012	60	BLACK		PCS	
2113112	60	WHITE		PCS	
2163210			12V 10W	PCS	
2163255			LED 12/24V 2W	PCS	

**All-Round Telescoping Angled LED Pole Lights <20M**

Stainless Steel all-round telescoping LED pole lights 12/24V with thru-mount base. IP56 protection. R.I.Na. certified for boats up to 20 meters.

Cod.	H cm	Body	UM	€
2113432	60	BLACK	PCS	
2113433	100	BLACK	PCS	
2113434	60	WHITE	PCS	
2113435	100	WHITE	PCS	

**All-Round Plug-In Angled Pole Lights <12M**

Flush-mount base Stainless Steel all-round pole lights. R.I.Na. certified for boats up to 12 meters.

Cod.	H cm	Body	Spare Bulb	UM	€
2113016	60	BLACK		PCS	
2113116	60	WHITE		PCS	
2163210			12V 10W	PCS	
2163255			LED 12/24V 2W	PCS	

**All-Round Plug-In Angled LED Pole Lights <20M**

Flush-mount base Stainless Steel all-round LED pole lights. R.I.Na. certified for boats up to 20 meters.

Cod.	H cm	Body	UM	€
2113436	60	BLACK	PCS	
2113437	100	BLACK	PCS	
2113438	60	WHITE	PCS	
2113439	100	WHITE	PCS	

**Fold-Down Base All-Round Angled Pole Light <12M**

Fold-down base Stainless Steel all-round pole lights. R.I.Na. certified for boats up to 12 meters.

Cod.	H cm	Body	Spare Bulb	UM	€
2113011	24	BLACK		PCS	
2113111	24	WHITE		PCS	
2113015	60	BLACK		PCS	
2113115	60	WHITE		PCS	
2163210			12V 10W	PCS	
2163255			LED 12/24V 2W	PCS	

**Fold-Down All-Round Angled LED Pole Lights <20M**

Fold-down base Stainless Steel all-round LED pole lights 12/24V. IP56 protection. R.I.Na. certified for boats up to 20 meters.

Cod.	H cm	Body	UM	€
2113442	23	BLACK	PCS	
2113443	60	BLACK	PCS	
2113444	100	BLACK	PCS	
2113446	23	WHITE	PCS	
2113447	60	WHITE	PCS	
2113448	100	WHITE	PCS	



Flush Base Plug-In All-Round Straight Pole Lights <20M

Flush-mount base plug-in Stainless Steel all-round pole light.
R.I.Na. certified for boats up to 20 meters.

Cod.	H cm	Body	Spare Bulb	UM	€
2113020	100	BLACK		PCS	
2113120	100	WHITE		PCS	
2163210			12V 10W	PCS	
2163255			LED 12/24V 2W	PCS	

**Side Mount Base Plug-In All-Round Straight Pole Lights <20M**

Side mount base Stainless Steel all-round pole lights.
R.I.Na. certified for boats up to 20 meters.

Cod.	H cm	Body	Spare Bulb	UM	€
2113017	100	BLACK		PCS	
2113117	100	WHITE		PCS	
2163210			12V 10W	PCS	
2163255			LED 12/24V 2W	PCS	

**3 Color Plug-In Pole Lights <20M**

Stainless Steel plug-in pole lights.
100 cm height.

2 lights: RED/GREEN 225°+ WHITE 360°.
R.I.Na. certified for boats up to 20 meters.

Cod.	Mounting	Spare Bulb	UM	€
2113019	Flush		PCS	
2113018	Wall		PCS	
2163210		12V 10W (Head)	PCS	
2161210		12V 10W (R/G)	PCS	
2163255		LED 12/24V 2W (Head)	PCS	
2161610		LED 12/24V 1,5W (R/G)	PCS	

**Flush Base Plug-In All-Round Straight LED Pole Lights <20M**

Flush-mount base plug-in Stainless Steel all-round LED pole light.

R.I.Na. certified for boats up to 20 meters.

Cod.	H cm	Body	UM	€
2113452	100	WHITE	PCS	
2113453	100	BLACK	PCS	

**Side Mount Base Plug-In All-Round Straight LED Pole Lights <20M**

Side mount base Stainless Steel all-round LED pole lights.

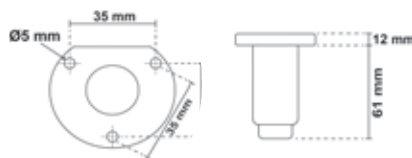
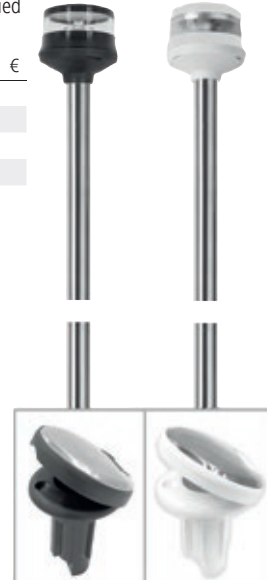
R.I.Na. certified for boats up to 20 meters.

Cod.	H cm	Body	UM	€
2113454	100	WHITE	PCS	
2113455	100	BLACK	PCS	

**All-Round Plug-In Angled-Base LED Pole Lights <20M**

All-round Stainless Steel LED pole lights 9-32V with flush angled base with cap. IPX7 protection. R.I.Na. certified for boats up to 20 meters.

Cod.	H cm	Body	UM	€
2113460	60	BLACK	PCS	
2113461	100	BLACK	PCS	
2113462	60	WHITE	PCS	
2113463	100	WHITE	PCS	



All-Round (CE) Pole Lights <12M

Foldable base all-round navigation pole lights. CE certified for boats up to 12 meters.



Cod.	H cm	Spare Bulb	UM	€
2113340	25		PCS	
2113341	60		PCS	
2163210		12V 10W	PCS	

**All-Round (CE) LED Pole Lights <12M**

Foldable base all-round navigation LED pole lights. CE certified for boats up to 12 meters.



Cod.	H cm	UM	€
2113342	25	PCS	
2113343	60	PCS	

**- MASTHEAD LIGHTS -****All-Round (CE) Light <12M**Masthead all-round light CE certified for boats up to 12 meters.
Dim: ø54 x H70 mm.

Cod.	Body	Spare Bulb	UM	€
2113330	BLACK		PCS	
2163210		12V 10W	PCS	
2163255		LED 12/24V 2W	PCS	

**(CE) Thin-Base All-Round Light <12M**

Thin base masthead all-round light CE certified for boats up to 12 meters.



Cod.	Body	Spare Bulb	UM	€
2113334	BLACK		PCS	
2113335	WHITE		PCS	
2163210		12V 10W	PCS	
2163255		LED 12/24V 2W (Output 10W)	PCS	

**All-Round (CE) LED Light <12M**

1W LED anchor light CE certified for boats up to 12 meters.



Cod.	V	UM	€
2113336	12/24	PCS	



CE-ISO-COLREG Attwood Masthead All-Round LED Light <12M

Attwood masthead all-round 360° LED light with removable base for easy maintenance. CE-EN/ISO19009:2015, COLREG and ABYC certified for boats up to 12 meters, visibility 2 miles. Diameter 60 x H45mm.



attwood

Cod.	V	UM	€
2113408	12	PCS	

**Compact All-Round Masthead Lights <12M**

All-round masthead lights. 75mm height. Can be mounted on surfaces and on 22/25 mm poles with optional bases. R.I.Na. certified for boats up to 12 meters.



Cod.	Light	Body	Accessories	Spare Bulb	UM	€
2113200	WHITE	BLACK			PCS	
2113300	WHITE	WHITE			PCS	
2113302	RED	BLACK			PCS	
2113104			BLACK Base for Pole		PCS	
2113105			WHITE Base for Pole		PCS	
2163210				12V 10W	PCS	
2163255				LED 12/24V 2W	PCS	

**Masthead LED Lights <20M**

Surface mount all-round masthead LED lights 12/24V. IP56 protection. H100mm. R.I.Na. certified for boats up to 20 meters.



Cod.	V	Body	UM	€
2113424	12/24	WHITE	PCS	
2113425	12/24	BLACK	PCS	

**Thin-Base All-Round Masthead Lights <12M**

Thin-base all-round masthead lights. 110mm height. R.I.Na. certified for boats up to 12 meters.



Cod.	Light	Body	Spare Bulb	UM	€
2113201	WHITE	BLACK		PCS	
2113301	WHITE	WHITE		PCS	
2113202	RED	BLACK		PCS	
2163210			12V 10W	PCS	
2163255			LED 12/24V 2W	PCS	

**Thin-Base All-Round Masthead LED Lights <20M**

Thin-base surface mount all-round masthead LED lights 12/24V. IP56 protection. H110mm. R.I.Na. certified for boats up to 20 meters.



Cod.	V	Body	UM	€
2113422	12/24	WHITE	PCS	
2113423	12/24	BLACK	PCS	

**Orionis B All-Round Masthead LED Lights <20M**

Masthead all-round navigation light with 12/24V 2,5W Power-LED. Dimensions: base diameter 55 mm x H80 mm. R.I.Na. certified for boats up to 20 meters.



Cod.	V	Body	UM	€
2113400	12/24	WHITE	PCS	
2113401	12/24	BLACK	PCS	



NAVIGATION LIGHTS


MASTHEAD LIGHTS

Interactive QR
with updated information

All-Round Anchor Navigation LED Light <12M


All-round white LED anchor light CE certified for boats up to 12 meters.

Cod.	V	UM	€
2113304	12	PCS	

**All-Round Tricolour Navigation LED Light <12M**

3-colour all-round LED navigation light CE certified for boats up to 12 meters.

Cod.	V	UM	€
2113306	12	PCS	

**All-Round Tricolour and Anchor Navigation LED Light <12M**

LED all-round tricolour and anchor navigation light CE certified for boats up to 12 meters.

Cod.	V	UM	€
2113308	12	PCS	

**- PORTABLE NAVIGATION BATTERY LIGHTS -****Battery Operated Navigation LED Light Set**

White, green and red battery powered LED navigation light set. Works with not included 3 x AA type battery.

Cod.	Ref	Battery	UM	€
2114004	3 Lights Set (WHITE - GREEN - RED)		PCK	
2040060		4 pcs pack AA	PCK	

**Battery Operated Red/Green Navigation LED Lights**

Battery powered LED navigation lights with suction cup, pole or clamp mount. Works with not included 2 x D type battery.

Cod.	Light	Mount	Battery	UM	€
2114014	RED/GREEN	Suction Cup		PCS	
2114015	RED/GREEN	Pole		PCS	
2114016	RED/GREEN	Clamp		PCS	
2040063			2 pcs pack D	PCK	

**Battery Operated All-Round Navigation LED Lights**

Battery powered LED navigation lights with suction cup, pole or clamp mount. Works with not included 2 x D type battery.

Cod.	Light	Mount	Battery	UM	€
2114026	WHITE 360°	Suction Cup		PCS	
2114027	WHITE 360°	Pole		PCS	
2114028	WHITE 360°	Clamp + Pole		PCS	
2040063			2 pcs pack D	PCK	



A-line Spreader Deck Mast Light

LED deck spotlight complete with mast LED nav light for boats up to 12 meters.
Waterproof Tecopolymer case with flexible side brackets for mast mounting.

Cod.	Plate Dim mm	V	UM	€
2110816	186 x H162	12	PCS	

**MTM****S/Steel Still Spreader Light**

Fixed mount Stainless Steel spreader light.
Bulb ø 110 mm.

Cod.	V	UM	€
2121200	12	PCS	

**MTM****S/Steel Swivel Spreader Light**

Swivel mount Stainless Steel spreader light.
Bulb ø 110 mm.

Cod.	V	UM	€
2121202	12	PCS	

**MTM****Soft Still Spreader Light**

Fixed mount soft PVC body spreader light.
Watertight bulb ø 110 mm.

Cod.	V	UM	€
2121219	12	PCS	

**MTM****A-line Soft Mast Deck Light**

Waterproof halogen deck light. Soft PVC body with Stainless Steel mast bracket.
Watertight bulb ø 110 mm. 12V/35W.

Cod.	V	UM	€
2121218	12	PCS	

**MTM**

A-line Q15 Halogen Deck Floodlight

Halogen deck floodlight.

Polished black high resistance ABS resin body.

Stainless Steel swiveling base.



Cod.	Light Beam	Dim mm	V	W	UM	€
2121208	110° Flood	110 x 155	12	50	PCS	
2121209	110° Flood	110 x 155	24	60	PCS	

**OR-line Halogen Utility Deck Floodlight**

IP67 watertight halogen cockpit and deck floodlight.

Soft PVC body with adjustable Stainless Steel fixing base.



Cod.	Light Beam	Dim mm	V	W	UM	€
2121223	Flood	ø 115 x H180	12	35	PCS	

**OR-line LED Utility Cockpit & Deck Floodlight**

IP68 watertight LED cockpit and deck floodlight.

Soft PVC body with adjustable Stainless Steel bracket.

10-30V voltage. 30W power supply. 1100 lumens. 5500°K white light.



Cod.	Light Beam	Dim mm	LED	Lumen	V	UM	€
2121243	Flood	ø 110 x H180	18 x 2W	1100	12/24	PCS	

**OR-line LED Cockpit & Deck Floodlight**

IP67 watertight LED cockpit and deck floodlight.

Corrosion resistant Aluminum alloy body with Stainless Steel adjustable bracket.

10-30V voltage. 15W power supply. 342 lumens. 6000°K white light.



Cod.	Light Beam	Dim mm	LED	Lumen	V	UM	€
2121228	110° Flood	ø 110 x H165	5 x 3W	342	12/24	PCS	

**B-line LED 18W Cockpit & Deck Spotlight**

IP67 watertight LED cockpit and deck spotlight.

Corrosion resistant Aluminum alloy housing with Stainless Steel bracket.

10-30V voltage. 18W power. 1500 lumens. 6000°K white light.



Cod.	Light Beam	Dim mm	LED	Lumen	V	UM	€
2121239	15° Spot	ø 115 x H135	6 x 3W	1500	12/24	PCS	

**S-line Q110 LED 30W Cockpit & Deck Floodlight**

IP68 watertight cockpit and deck light. Osram LED bulb with flood light beam.

Corrosion resistant Aluminum alloy housing with Stainless Steel bracket.

9-32V voltage. 30W power. 2250 lumens. 6000°K white light.

Cod.	Dim mm	LED	Light Beam	Lumen	V	UM	€
2121213	108 x 44 x 135	9 x 3W	Flood	2430	9-32	PCS	

**New****MTM**
QUALITY

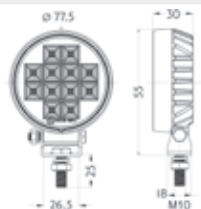
S-line D80 LED Cockpit & Deck Floodlight

IP68 watertight cockpit and deck light. Osram LED bulb with flood light beam.

Corrosion resistant Aluminum alloy housing with Stainless Steel bracket.

9-32V voltage. 12W power. 900 lumens. 6000°K white light.

Cod.	Body	Light Beam	Dim mm	LED	Lumen	V	UM	€
2121106	BLACK	90° Flood	ø 78 x H95	12 x 1W	900	12/24	PCS	
2121108	WHITE	90° Flood	ø 78 x H95	12 x 1W	900	12/24	PCS	

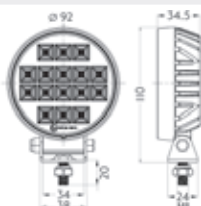
**S-line D90 LED 16W Cockpit & Deck Floodlight**

IP68 watertight cockpit and deck light. Osram LED bulb with flood light beam.

Corrosion resistant Aluminum alloy housing with Stainless Steel bracket.

9-32V voltage. 16W power. 1200 lumens. 6000°K white light.

Cod.	Body	Light Beam	Dim mm	LED	Lumen	V	UM	€
2121107	BLACK	90° Flood	ø 114 x H135	16 x 1W	1200	12/24	PCS	
2121109	WHITE	90° Flood	ø 114 x H135	16 x 1W	1200	12/24	PCS	

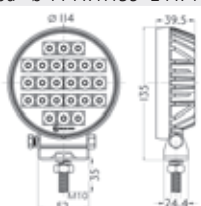
**S-line D110 LED 24W Cockpit & Deck Floodlight**

IP68 watertight cockpit and deck light. Osram LED bulb with flood light beam.

Corrosion resistant Aluminum alloy housing with Stainless Steel bracket.

9-32V voltage. 24W power. 1800 lumens. 6000°K white light.

Cod.	Body	Light Beam	Dim mm	LED	Lumen	V	UM	€
2121111	BLACK	90° Flood	ø 114 x H135	24 x 1W	1800	12/24	PCS	
2121112	WHITE	90° Flood	ø 114 x H135	24 x 1W	1800	12/24	PCS	

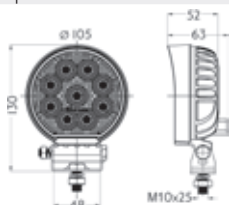
**S-line D110 LED 27W Cockpit & Deck Spotlight**

IP68 watertight cockpit and deck light. Osram LED bulb with spot light beam.

Corrosion resistant Aluminum alloy housing with Stainless Steel bracket.

9-32V voltage. 27W power. 2160 lumens. 6000°K white light.

Cod.	Body	Light Beam	Dim mm	LED	Lumen	V	UM	€
2121131	BLACK	30° Spot	ø 116 x H141	9 x 3W	2160	12/24	PCS	
2121132	WHITE	30° Spot	ø 116 x H141	9 x 3W	2160	12/24	PCS	

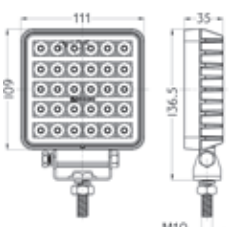
**S-line Q110 LED 30W Cockpit & Deck Floodlight**

IP68 watertight cockpit and deck light. Osram LED bulb with flood light beam.

Corrosion resistant Aluminum alloy housing with Stainless Steel bracket.

9-32V voltage. 30W power. 2250 lumens. 6000°K white light.

Cod.	Dim mm	LED	Light Beam	Lumen	V	UM	€
2121113	109 x 111 x H136	30 x 1W	90° Flood	2250	12/24	PCS	



**G-line E160 LED 18W Cockpit & Deck Spreader Light**

IP67 watertight LED cockpit and deck spreader light.

Corrosion resistant Aluminum alloy body with Stainless Steel bracket.

10-30V voltage. 18W power. 1350 lumens. 6000°K white light.



Cod.	Body	Light Beam	Dim mm	LED	Lumen	V	UM	€
2121240	BLACK	60° Flood	160 x 46 x 56	6 x 3W	1350	12/24	PCS	
2121247	WHITE	60° Flood	160 x 46 x 56	6 x 3W	1350	12/24	PCS	

**G-line E160 LED 18W Cockpit & Deck Spotlight**

IP67 watertight LED cockpit and deck spotlight.

Corrosion resistant Aluminum alloy body with Stainless Steel bracket.

10-30V voltage. 18W power. 1350 lumens. 6000°K white light.



Cod.	Body	Light Beam	Dim mm	LED	Lumen	V	UM	€
2121241	BLACK	30° Spot	160 x 46 x 56	6 x 3W	1350	12/24	PCS	
2121249	WHITE	30° Spot	160 x 46 x 56	6 x 3W	1350	12/24	PCS	

**W-line Dual Color E160 18W LED Cockpit & Deck Spreader Light**

IP68 watertight cockpit and deck Dual Color LED spreader light. Corrosion resistant white

Aluminum alloy body, Stainless Steel bracket and Polycarbonate lenses.

Double light selectable according to the needs on deck: white light or blue light.

9-32V voltage. 18W power. 1150 lumens. 5500°K white light.



Cod.	Light Beam	Dim mm	LED	Lumen	V	UM	€
2121110	60° Flood	157 x 55 x H42	18W	1150	12/24	PCS	

**G-line E160 36W Flood LED Cockpit & Deck Spreader Light**

IP68 watertight cockpit and deck LED spreader flood light. White lacquered Aluminum alloy

case, Stainless Steel bracket and Polycarbonate lenses. 10-30V voltage. Osram S5 LED 36 x

1W. 61120 lumens. 5700°K white light.



Cod.	Light Beam	Dim mm	LED	Lumen	V	UM	€
2121267	110° Flood	152 x 50 x 59	36 x 1W	6120	12/24	PCS	

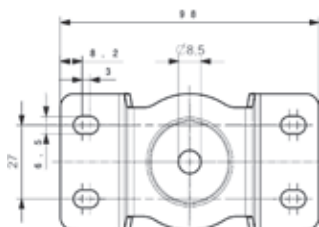
**Spotlights Stainless Steel Adjustable Base**

Stainless Steel base for deck and cockpit spotlights. Allows easier and safer mounting and orientation of the spotlight.

Complete with anti-vibration friction gasket and Stainless Steel screws.



Cod.	Dim mm	UM	€
2121190	98 x 42	PCS	



AA Round 600LM LED Wireless Control Searchlight

Remote control LED searchlight guided up to 50 meters with wireless control panel. Waterproof Plastic casing, reinforced Nylon base. With 4-meter cable, 12/24V universal voltage. 20.5W consumption.

Cod.	Dim mm	LED	Lumen	UM	€
2121018	165 x 213 x H262	9 x 3W	545	PCS	

**AA Square 1600LM LED Wireless Control Searchlight**

Remote control LED searchlight guided up to 50 meters with wireless control panel. Waterproof Plastic case, reinforced Nylon base. With 4-meter cable, 12/24V universal voltage. 27W consumption.

Cod.	Dim mm	LED	Lumen	UM	€
2123660	176 x 205 x H252	12 x 3W	1600	PCS	

**Ocean LED Searchlight 11-RC Wireless**

Wireless adjustable LED searchlight with shock and UV resistant watertight Polymer body. Complete with pocket remote control and plug and play receiver up to 35m. With dual light combination: spot and flood light mode. Dimensions 230 x 185 x H210 mm, consumption 25/15W (12/24V)

Cod.	Power Cp	Range m	V	Spare Parts	UM	€
2123046	170.000	320	12		PCS	
2123048	170.000	320	24		PCS	
2168108				12/24V LED Bulb	PCS	

**New****Ocean LED Searchlight 11-RC**

Adjustable LED searchlight with wired watertight control panel. Shock-resistant, UV-resistant Polymer watertight body. With dual light combination: spot light mode and flood light mode. Dimensions: 230 x 185 x H210 mm.

Consumption 25/15W (12/24V). Optional wireless control with plug and play receiver and transmitter up to 35m. If installed, it replaces the wired control panel. To maintain both, the dual station panel should be purchased.

Cod.	Power Cp	Range m	V	Accessories and Spare Parts	UM	€
2123040	170.000	320	12		PCS	
2123042	170.000	320	24		PCS	
2168108				12/24V LED Bulb	PCS	
2123266				12V Dual Station Panel	PCS	
2123268				24V Dual Station Panel	PCS	
2123264				4 m Control Extension Cable	PCS	
2123090				Optional Wireless Control	PCS	



Ocean Halogen Searchlight 11-RC

Adjustable searchlight with watertight control panel and 4-meter cable. Shock-resistant, UV-resistant Polymer watertight body. H3 halogen sealed beam \varnothing 140 mm with dual light combination: spot light mode and flood light mode.

Optional wireless control with plug and play receiver and transmitter up to 35m. If installed, it replaces the wired control panel. To maintain both, the dual station panel should be purchased.

Searchlight dimensions 220 x 190 x H245 mm, base 120 x 150 mm.

Panel dimensions 92 x 122 mm, flush 60 x 90 x H45 mm.

Cod.	Power Cp	Range m	V	Accessories and Spare Parts	UM	€
2123012	125.000	280	12		PCS	
2123024	125.000	280	24		PCS	
2168104				12V Halogen Bulb	PCS	
2168105				24V Halogen Bulb	PCS	
2123266				12V Dual Station Panel	PCS	
2123268				24V Dual Station Panel	PCS	
2123264				4 m Control Extension Cable	PCS	
2123090				Optional Wireless Control	PCS	

**Ocean Halogen Searchlight 12-RC**

Adjustable double searchlight with waterproof wired control panel. Watertight body with 2 x 55W watertight halogen bulbs. Dual light combination: 1) Spot light mode 2) Flood light mode. Dimensions: L220 x width 257 x H210 mm. Optional wireless control with plug and play receiver and transmitter up to 35 m. If installed, it replaces the wired control panel. To maintain both, the dual station panel should be purchased.

Cod.	Power Cp	Range m	V	Accessories and Spare Parts	UM	€
2123026	130.000	300	12		PCS	
2123027	130.000	300	24		PCS	
2168132				12V Double Halogen Bulb	PCS	
2168134				24V Double Halogen Bulb	PCS	
2123260				12V Dual Station Panel	PCS	
2123262				24V Dual Station Panel	PCS	
2123264				4 m Control Extension Cable	PCS	
2123090				Optional Wireless Control	PCS	

**Ocean Xenon Searchlight 13-RC**

Adjustable spotlight with waterproof wired control panel having 360° x 70° up/down rotation. XENON sealed beam 7 times brighter than a standard searchlight. Dimensions: 350 mm length - 260 mm width - 320 mm height. Optional wireless control with plug and play receiver and transmitter up to 35 m. If installed, it replaces the wired control panel. To maintain both, the dual station panel should be purchased.

Cod.	Power Cp	Range m	V	Accessories and Spare Parts	UM	€
2123033	600.000	500	12		PCS	
2123034	600.000	500	24		PCS	
2168110				12V Xenon Bulb	PCS	
2168111				24V Xenon Bulb	PCS	
2123260				12V Double Station Panel	PCS	
2123262				24V Double Station Panel	PCS	
2123264				4 m Control Extension Cable	PCS	
2123090				Optional Wireless Control	PCS	



Guest S/Steel 400 Remote-Controlled Searchlight

Stainless Steel wired remote control searchlight. Great brightness sealed halogen bulb. Control panel included. Two light beams: flood and spot.

Base dimensions: 140 x 89 mm. Total dimensions: 190 length x 110 width x H241 mm.

Cod.	Power Cp	Range m	V	Spare Parts	UM	€
2123136	72.000	350	12		PCS	
2168116				ø 110 mm Bulb	PCS	



GUEST

**Guest S/Steel Wireless Remote Control Searchlight**

Wireless remote control adjustable searchlight. IP67 waterproof Stainless Steel case with bulb and H4 55W halogen bulb. Rotation 350° in azimuth and 60° vertically. Two light beams: spot (8.3A-12V) and flood (7.5A-12V). Dimensions 121 x 212 x H250 mm.

Cod.	Power Cp	Range m	V	UM	€
2123120	165.000	450	12	PCS	
2123122	165.000	450	24	PCS	



MARINCO

**Guest LED S/Steel Wireless Remote Control Searchlight**

Wireless remote control adjustable LED searchlight. IP67 waterproof Stainless Steel case with concentrated spot light beam 36W LED bulb. Rotation 350° in azimuth and 60° vertically. Dimensions 121 x 212 x H250 mm.

Cod.	Power Cp	Range m	V	UM	€
2123116	92.000	600	12	PCS	
2123118	92.000	600	24	PCS	

**Marinco Beamer 600 Wireless Remote Searchlight**

Marinco Beamer 600 wireless remote controlled searchlight with 360° rotation and 120° tilt. Deep and uniform beam 100W halogen bulb, complete with 1x12V and 1x24V interchangeable bulbs for double use. UV resistant Tecnopolymer housing IP56 protected. Complete with up to 65 m radio remote control panel dim 55x57x19.

Searchlight dimensions: 190 x 190 x H235 mm

Base dia 145 mm with deck hole dia 110 mm

Cod.	Ref	Power Cp	Range m	V	Spare Parts	UM	€
2123124	WHITE	210.000	600	12/24		PCS	
2123125	CHROMED	210.000	600	12/24		PCS	
2168120					12V H3 Bulb	PCS	
2168121					24V H3 Bulb	PCS	
2123150	New				Radio Control Panel (Spare)	PCS	
2123152	New				Wired Panel	PCS	
2123154	New				Portable Remote Control	PCS	



MARINCO



DHR 150 LED Cabin Control Searchlight

10-32V professional mirror polished 316 Stainless Steel case cabin controlled adjustable LED searchlight. All hardware is anti-vibration, non-magnetic and corrosion resistant. Spot concentrated light beam with range up to 450 meters.



Cod.	Power W	Range m	V	Spare Parts	UM	€
2123345	10	450	12/24		PCS	
2168045				LED Bulb	PCS	

**DHR 180 LED Cabin Control Searchlight**

10-32V professional mirror polished 316 Stainless Steel case cabin controlled adjustable LED searchlight. All hardware is anti-vibration, non-magnetic and corrosion resistant. Spot concentrated light beam with range up to 600 meters.



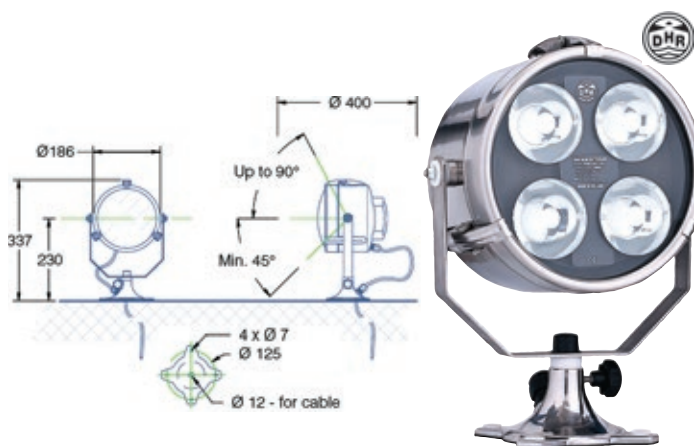
Cod.	Power W	Range m	V	Spare Parts	UM	€
2123348	20	600	12/24		PCS	
2168048				LED Bulb	PCS	

**DHR 180 LED Deck Control Searchlight**

10-32V professional mirror polished 316 Stainless Steel case deck controlled adjustable LED searchlight. All hardware is anti-vibration, non-magnetic and corrosion resistant. Concentrated spot light beam with range up to 600 meters.



Cod.	Power W	Range m	V	Spare Parts	UM	€
2123342	20	600	10-32		PCS	
2168048				LED Bulb	PCS	

**DHR 230 LED Deck Control Searchlight**

100-240V professional deck controlled adjustable LED searchlight with marine Anodized Aluminum UV resistant powder coated RAL9016 case. All hardware is anti-vibration, non-magnetic and corrosion resistant. COB LED bulb with silver parabolic reflector and anti-shock glass with concentrated spot light beam with range up to 800 meters.



Cod.	Power W	Range m	V	UM	€
2123352	75	800	100-240	PCS	



White Eye Searchlight

Handle and knobs adjustable waterproof halogen spotlight. Chromed Brass base with removable pin. Power supply with 1.5 m extendable cable complete with plug and 12V socket. Lever switch flood or concentrated light activation mode. Optional clamp for 22 mm tube connection. 150 mm diameter bulb case, 240 mm total height on base.

Cod.	Power W	Range m	Accessories and Spare Parts	UM	€
2121014	100	350		PCS	
0810019			22 mm Rail Clamp	PCS	
2168114			12V 100W Bulb (replacement)	PCS	



Ocean Halogen Cabin Searchlight

Cabin hand-operated ABS case searchlight. Sealed Beam Halogen Bulb ø 140 mm. Dimensions: 220 mm length - 160 mm width - H 220 mm. Dual light beams: spot and flood.

Cod.	Power Cp	Range m	V	Spare	UM	€
2123002	120.000	250	12		PCS	
2123004	120.000	250	24		PCS	
2168112				12V Bulb	PCS	
2168113				24V Bulb	PCS	



Classic S/Steel Searchlight

All Stainless Steel hand-operated adjustable searchlight. Sealed beam ø 120 mm. 230 mm height.

Cod.	Power W	Range m	Spare	UM	€
2123000	55 - 12V	250		PCS	
2166255			12V 55W Bulb	PCS	



Cabin S/Steel Searchlight

All Stainless Steel cabin hand-operated adjustable searchlight. Sealed bulb ø 120 mm. H 210 mm outside deck. Mounting flange diameter 90 mm, through tube diameter 25 mm.

Cod.	Power W	Range m	Spare	UM	€
2123001	55 - 12V	250		PCS	
2166255			12V 55W Bulb	PCS	



T61 12V - 10W CREE LED Pistol Grip Spotlight

Light and powerful 10W CREE LED pistol grip spotlight.
12V cigarette lighter plug and 4-meter cable. IP65 waterproof and shockproof casing.
Dimensions: 182 x 196 x ø 127 mm.
Range 500 m.



Cod.	Bulb	Lumen	Range m	UM	€
2120001	10W Cree LED	1000	380	PCS	

**CREE LED 10W T61 LED Rechargeable Pistol Grip Spotlight**

Light and powerful rechargeable LED pistol grip spotlight with more than 2 hours of Lithium battery autonomy. Complete with 220V charger and 12V cigarette lighter plug.
IP65 waterproof and shockproof casing. Dimensions: 182 x 196 x ø 127 mm.



Cod.	Bulb	Lumen	Range m	UM	€
2120901	10W Cree LED	1000	380	PCS	

**C96 25W CREE LED Rechargeable Pistol Grip Spotlight**

Light and powerful rechargeable LED pistol grip spotlight with more than 3 hours of Lithium battery autonomy. Complete with 220V charger and 12V cigarette lighter plug.
IP65 waterproof and shockproof casing. Dimensions: 202 x 195 x ø 126 mm.



Cod.	Bulb	Lumen	Range m	UM	€
2120903	25W Cree LED	2000	480	PCS	

New

**K-Tool 10W LED Rechargeable Torch**

LED torch with Lithium battery rechargeable via USB socket. ABS case reinforced with shockproof rubber and 10W LED bulb with three light modes: intense/normal/SOS. 6 hours autonomy with normal light. Complete with lanyard and USB cable.



Cod.	Dim mm	Lumen	Range m	UM	€
2120910	160 x 190 x 95	1000	320	PCS	

**Pulsar 10W LED Rechargeable Torch**

Reinforced ABS LED torch with ergonomic handle adjustable up to 90° and retractable pedestal. 3 types of settable light: High intensity (850 lumen) - Flashing (220 lumen) - Medium intensity (220 lumen). Maximum autonomy at medium intensity of 3,5 hours. 2400mah Power Bank function.



Cod.	Bulb	Lumen	Range m	UM	€
2114912	10W OSRAM LED	850	300	PCS	



Rechargeable LED Torch Compact Evo-AL2 Cob

Compact rechargeable 350 Lumen LED torch with Aluminum knurled body. 3 types of light that can be set: strong (100%) - flashing - COB. The Zoom can be used to change the concentration of the light beam. Equipped with side 150 Lumen COB light to best illuminate any environment. Works with a 18650 rechargeable battery (included) that can be recharged via a USB socket or with 3 AAA batteries (not included).

Cod.	L cm	LED	Lumen	UM	€
2120420	13	5W + COB	350	PCS	

**Compact AL1 LED Torch**

Compact IP65 waterproof 300 Lumen LED torch with knurled Aluminum body. 4 types of light set: strong (100%) - medium (50%) - low (20%) - flashing. Zoom to change the concentration of the light beam. Works with 3 AAA type batteries, or with one 18650 rechargeable battery (not included).

Cod.	L cm	LED	Lumen	Batteries	UM	€
2114703	14	5W	300		PCS	
2040061				4 pcs pack AAA	PCK	
2040022				18650 Rechargeable	PCS	

**Cob Work Rechargeable Utility LED Light**

Compact and lightweight LED work light with USB rechargeable lithium battery with 5 hours of autonomy. 360° rotatable arm equipped with 100 lumen LEDs and front LED for perfect illumination of any work area. With magnetic head and hooks for ideal work positioning.

Cod.	Dim mm	Lumen	UM	€
2120404	110>185 x 20	100	PCS	

**10W CREE LED AI Head Light Torch**

Powerful IP65 waterproof head light LED torch with Aluminum body. With tilting light beam zoom.

Brightness 800 Lumen. Range 300 m.

Works with two 18650 rechargeable batteries (not included).

Cod.	Dim cm	LED	Batteries	UM	€
2114603	12 x 11 x 10	1 x 10W CREE		PCS	
2040022			18650 Rechargeable	PCS	

**Kodak LED300 Headlamp**


Kodak LED headlamp ideal to keep your hands free during any nautical or outdoor activity. Tilting spotlight with 300 lumens of light and a range of 50 m. 5 hours autonomy, works with 3 AAA type batteries included in the package.

Cod.	Dim mm	UM	€
2114608	50 x 70 x 60	PCS	

**LED Light Rechargeable Torch**

Acrylic cap complete with LED light with Lithium battery rechargeable via USB socket. The light is thin, not bulky, does not weigh, does not cause any discomfort, is ideal for any work or sporting activity, signals presence in the dark and illuminates the front environment. LED with three intense/normal/low light modes with 3 hours of battery life in normal mode.

Cod.	Lumen	UM	€
2114612	150	PCS	



LED Diving Torch

Up to 20 meters waterproof LED diving and multipurpose torch. Brightness 180 Lumen with 12 hours of autonomy.

Works with 4 AA type batteries (not included).

Cod.	Colour	L cm	LED	Batteries	UM	€
2114800	BLACK	16	1 x 3W		PCS	
2114801	YELLOW	16	1 x 3W		PCS	
2040060				4 pcs pack AA	PCK	

**10W CREE LED Power Diving Torch**

Powerful completely waterproof IP68 professional LED torch for diving, fishing and pleasure-craft. Complete with armband that allows to fix the torch letting the hands free. Brightness 800 Lumen. Range 200 m.

Works with 3 AAA type batteries, or with one 18650 rechargeable battery (not included).

Cod.	L cm	LED	Batteries	UM	€
2114806	14,5	1 x 10W CREE		PCS	
2040061			4 pcs pack AAA	PCK	
2040022			18650 Rechargeable	PCS	

**LED Head Light Diving Torch**

Up to 20 meters waterproof head light LED torch. Underwater and multipurpose use. 180 Lumen LED with adjustable brightness.

Works with 3 AAA type batteries or 1 rechargeable 18650 type battery (both not included).

Cod.	Dim mm	LED	Batteries	UM	€
2114610	36 x 92 x 63	1 x 3W		PCS	
2040061			4 pcs pack AAA	PCK	
2040022			18650 Rechargeable Battery	PCS	

**- SIGNALLING AND UTILITY LIGHTS -****K-Tool 10W LED Rechargeable Work Torch**


LED torch with Lithium battery rechargeable via USB socket. Reinforced ABS case on two folding elements with 360° rotating magnetic feet. It can be positioned anywhere and stored folded with minimal bulk. 10W LED with two intense/normal light modes with 4 hours of battery life in normal mode. Complete with USB cable and output for charging mobile devices.

Cod.	Dim mm	Lumen	UM	€
2120002	250 x 210 x H49	1000	PZ	

**Savior Alert Signaling Light**


LED signaling light ideal for making yourself visible in an emergency or in any type of nautical or dockside activity. It produces 9 types of different light continuously or intermittently with 40 hours of autonomy. IP65 waterproof shockproof case with hook and magnetic attachment, power supply with 3 AAA batteries not included. The package includes 3 lights with a storage bag.

Cod.	Dim mm	UM	€
2120414	ø 98 x H33	PCK	

**New****Solar LED Dock Light**

Position and courtesy watertight solar LED light for docks, berths and guided paths. Turns automatically on at night. A capacitor stores solar energy and recharges the inner battery. Reinforced Plastic casing with electronic parts immersed in antishock gel, can be trampled even by heavy vehicles.

Cod.	Dim mm	LED	UM	€
2120501	100 x 100 x H23	6 x 0,5W	PCS	



Transom Platform Above-Underwater LED Light

IP68 watertight platform and underwater LED light with Stainless Steel trim ring. Can be used underwater and out of water too. Surface mount, reduced consumption 5.2W.



Cod.	Dim mm	Light	V	Lumen	UM	€
2121317	120 x 42 x H24	WHITE	12/24	416	PCS	
2121318	120 x 42 x H24	BLUE	12/24	NA	PCS	

**Trim Tab Strip LED Underwater Light**

IP68 watertight Plastic platform and underwater LED light. Can be used underwater and out of water too. Surface mount, reduced consumption 2.4W. Sold in pair.



Cod.	Dim mm	Light	V	Lumen	UM	€
2121322	250 x 22 x H12	WHITE	12/24	314	PR	
2121323	250 x 22 x H12	BLUE	12/24	NA	PR	

**- HIGH POWER LED UNDERWATER LIGHTS -****WK LED-27W Drain Plug Underwater Light**

Underwater LED light with high luminosity Power-CREE LED.

Ideal to be mounted on stern drain plugs with 1/2" NPT thread situated under the waterline. IP68 watertight 316 Stainless Steel casing with silicone gel sealed electronics. With built-in driver and overheating protection. Universal 9-32V power supply.



Cod.	ø mm	H mm	Light	LED	Lumen	UM	€
2121604	36	17	WHITE	9 x 3W	1170	PCS	
2121606	36	17	BLUE	9 x 3W	NA	PCS	

**Mini Underwater LED Light 10W**

High luminosity CREE LED compact underwater light.

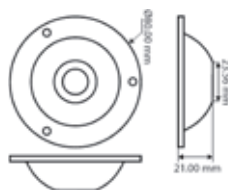
IP68 watertight 316 Stainless Steel casing.

It works both under and above the water.

Universal 9-32V power supply.



Cod.	ø mm	H mm	Light	LED	Lumen	UM	€
2121640	80	21	WHITE	1 x 10W	600	PCS	
2121642	80	21	LIGHT BLUE	1 x 10W	NA	PCS	

**Surface-Mount WK LED-30W Slim Underwater Light**

Universal 9-32V power supply high luminosity underwater LED light.

IP68 watertight 316 Stainless Steel casing with silicone gel sealed electronics.

With built-in driver and overheating protection. 1.5m electric cable.



Cod.	Dim mm	H mm	Light	LED	Lumen	UM	€
2121620	123 x 44	12,5	WHITE	6 x 5W	1400	PCS	
2121622	123 x 44	12,5	BLUE	6 x 5W	NA	PCS	



Surface-Mount MTM LED-60W Underwater Light

Universal 9-32V power supply high luminosity underwater LED light. IP68 watertight 316 Stainless Steel casing with silicone gel sealed electronics.

With built-in driver and overheating protection. 1.5m electric cable.

Cod.	ø mm	H mm	Light	LED	Lumen	UM	€
2121610	94	17	WHITE	6 x 10W	2950	PCS	
2121612	94	17	BLUE	12 x 5W	NA	PCS	

**Surface-Mount WK LED-120W Underwater Light**

Universal 9-32V power supply high luminosity underwater LED light. IP68 watertight 316 Stainless Steel casing with silicone gel sealed electronics. With built-in driver and overheating protection. 1.5m electric cable.

Cod.	Dim mm	H mm	Light	LED	Lumen	UM	€
2121630	128 x 80	17	WHITE	24 x 5W	5900	PCS	
2121632	128 x 80	17	BLUE	24 x 5W	NA	PCS	

**Surface-Mount WK LED Dual Color Underwater Light**


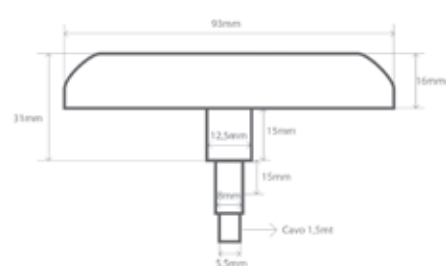
Dual Color 9-32V high luminosity underwater LED light.

IP68 watertight 316 Stainless Steel casing with silicone gel sealed electronics.

With built-in driver and overheating protection. 1.5m power cable.

5 selectable light modes: undulating white and blue, stable blue, stable white, stable white and blue, flashing white and blue. 12/24V switch panel, IP65.

Cod.	Dim mm	Light	LED	Lumen	Accessories	UM	€
2121638	ø 93 x H16	WHITE + BLUE	48 x 3W	1510		PCS	
2101700					2 Switches Panel	PCS	

**Surface-Mount Attwood HP Underwater LED Light**

LED underwater light with shockproof polymer case and 316 Stainless Steel cover. Extended 80° cone of light with shatterproof UV resistant lenses and gel dipped sealed electronics. Installation below the waterline with 14 mm hole and 2 fixing screws. Integrated driver with circuit protected against voltage peaks and polarity inversion. Attention: lights must always be submerged to avoid overheating.

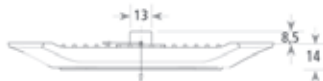
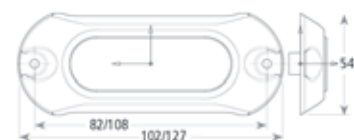
Cod.	Dim mm	Light	W	Lumen	V	UM	€
2121704	102 x 54 x H9	WHITE	10	800	12/24	PCS	
2121714	102 x 54 x H9	BLUE	10	800	12/24	PCS	
2121705	127 x 54 x H9	WHITE	20	1650	12/24	PCS	
2121715	127 x 54 x H9	BLUE	20	1650	12/24	PCS	



New



attwood



Quick Challenger Delta Underwater LED Light

Watertight LED underwater light with 316 Stainless Steel body. Installation below the waterline with 20 mm hole and fixing screws. Integrated driver with circuit protected against voltage peaks and polarity inversion. 6200 K° cold white light or two-tone white-blue selectable.



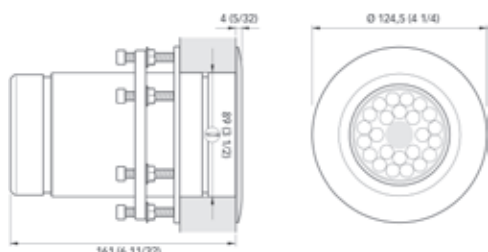
Cod.	Dim mm	Light	W	Lumen	V	UM	€
2121372	ø 108 x H18	WHITE	30	3560	10-30	PCS	
2121373	ø 108 x H18	WHITE / BLUE	30	3560	10-30	PCS	
2121374	ø 108 x H18	WHITE	45	4300	10-30	PCS	
2121375	ø 108 x H18	WHITE / BLUE	45	4300	10-30	PCS	
2121376	ø 149 x H18	WHITE	60	6850	20-30	PCS	
2121377	ø 149 x H18	WHITE / BLUE	60	6850	20-30	PCS	
2121378	ø 149 x H18	WHITE	80	8780	20-30	PCS	
2121379	ø 149 x H18	WHITE / BLUE	80	8780	20-30	PCS	

**Quick Challenger THI Underwater LED Light**

Watertight LED underwater light with 316 Stainless Steel body. Installation below the waterline with with through-hull which in case of failure allows the replacement of the lighting body from inside the boat without letting it come out of the water. Integrated driver with circuit protected against voltage peaks and polarity inversion. 6200 K° cold white light or two-tone white-blue selectable.



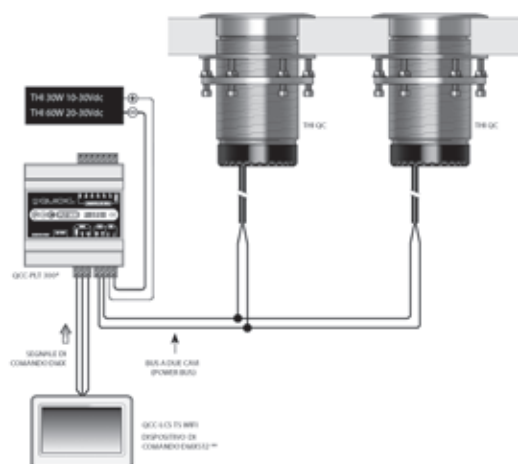
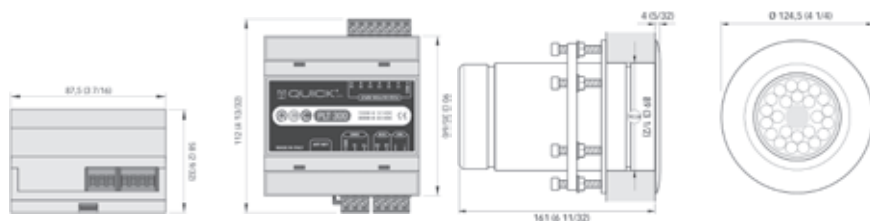
Cod.	Dim mm	Light	W	Lumen	V	UM	€
2121391	ø 124 x H4	WHITE	80	6360	20-30	PCS	
2121392	ø 124 x H4	WHITE / BLUE	80	6360	20-30	PCS	

**Quick Challenger THI RGBW Underwater LED Light**

Watertight LED underwater light with 316 Stainless Steel body. Installation below the waterline with with through-hull which in case of failure allows the replacement of the lighting body from inside the boat without letting it come out of the water. Integrated driver with circuit protected against voltage peaks and polarity inversion. It requires the QCC-PLT300 colour control unit and the QCC-LCS touch control panel.



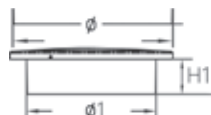
Cod.	Dim mm	Light	W	Lumen	V	Accessories	UM	€
2121393	ø 124 x H4	RGBW	80	6360	20-30		PCS	
2121396						QCC-LCS Touch Panel	PCS	
2121398						QCC-PLT300 Control Unit	PCS	



Round Flush-Mount Stainless Watertight LED Light

Stainless Steel flush mount IP67 watertight 12V LED courtesy light. Reduced consumption 0.5W. 5500 K° daylight white light.

Cod.	ø mm	ø1 mm	H1 mm	Lumen	UM	€
2143008	71	49	24	45	PCS	

**Round Top Surface-Mount Stainless Watertight LED Light**

Stainless Steel surface mount IP67 watertight 12V LED courtesy light. Thin, reduced consumption 1W. 6000 K° cold white light.

Cod.	ø mm	H mm	Lumen	UM	€
2143009	71	9	95	PCS	

**Round Top PL Surface-Mount Watertight LED Light**

Plastic body surface mount IP67 watertight 12V LED cockpit light. Thin, reduced consumption 2.2W. 3000 K° warm white light.

Cod.	ø mm	H mm	Lumen	UM	€
2145704	72	16	142	PCS	

**Round PL Flush-Mount Watertight LED Light**

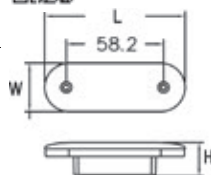
ABS Flush mount IP67 watertight 12V LED courtesy light. Reduced consumption 0.5W. 5500 K° daylight white light.

Cod.	ø mm	ø1 mm	H1 mm	Lumen	UM	€
2143007	77	49	23	45	PCS	

**Elliptic PL Flush-Mount Watertight LED Light**

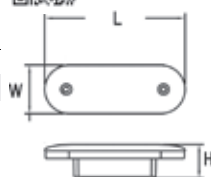
ABS Flush mount IP67 watertight 12V LED courtesy light. Reduced consumption 0.2W. 4500 K° daylight white light.

Cod.	L mm	W mm	H1 mm	Lumen	UM	€
2143014	84	29	15	15	PCS	

**Elliptic Flush-Mount Stainless Watertight LED Light**

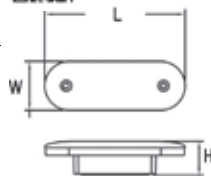
Stainless Steel flush mount IP67 watertight 12V LED courtesy light. Reduced consumption 0.2W. 4500 K° daylight white light.

Cod.	L mm	W mm	H1 mm	Lumen	Light	UM	€
2143015	86	31	15	15	WHITE	PCS	
2143016	86	31	15	15	BLUE	PCS	

**Elliptic Top Surface Mount Stainless Watertight LED Light**

Stainless Steel surface mount IP67 watertight 12V LED courtesy light. Thin, reduced consumption 1.2W. 6000 K° cold white light.

Cod.	L mm	W mm	H mm	Lumen	UM	€
2143017	73	38	11	83	PCS	

**Flush-Mount WK Watertight LED Light**

Stainless Steel flush mount 12V LED courtesy light. Solid and IP67 watertight, ideal to mount on steps and rises. Reduced consumption 0.8W. 6000 K° cold white light. Complete with watertight wiring with fuse.

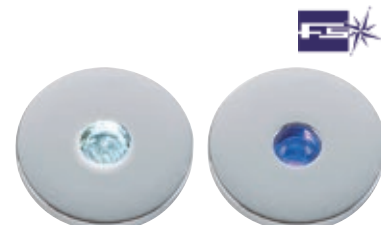
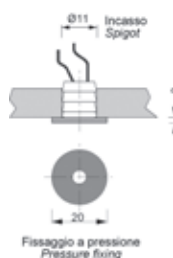
Cod.	ø mm	ø1 mm	H1 mm	Lumen	Light	UM	€
2121600	26	16	26	80	WHITE	PCS	
2121602	26	16	26	NA	BLUE	PCS	



Flush-Mount Courtesy Apus-R LED

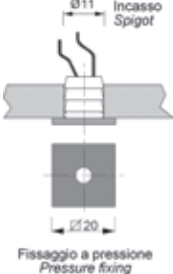
Flush-mount watertight IP67 courtesy LED light for exteriors and interiors. Chromed Brass body, Stainless Steel screws. Universal 12/24V power supply.

Cod.	Ø mm	Ø1 mm	H1 mm	LED	Light	UM	€
2146656	20	11	12	0.5W - 12/24V	WHITE	PZ	
2146657	20	11	12	0.5W - 12/24V	BLUE	PZ	

**Flush-Mount Courtesy Apus-S LED**

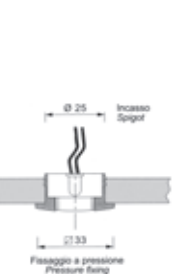
Flush-mount watertight IP67 courtesy LED light for exteriors and interiors. Chromed Brass body, Stainless Steel screws. Universal 12/24V power supply.

Cod.	Dim mm	Ø1 mm	H1 mm	LED	Light	UM	€
2146659	20 x 20	11	12	0.5W - 12/24V	WHITE	PZ	
2146660	20 x 20	11	12	0.5W - 12/24V	BLUE	PZ	

**Flush-Mount Courtesy Circinus-QB LED**


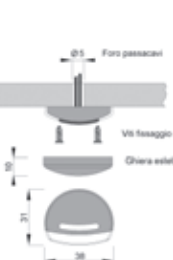
Flush-mount watertight IP67 courtesy LED light for exteriors and interiors. Chromed Brass body, Stainless Steel screws. Universal 12/24V power supply.

Cod.	Dim mm	Ø1 mm	H1 mm	LED	Light	UM	€
2146653	33 x 33	25	12	0.5W - 12/24V	WHITE	PZ	
2146654	33 x 33	25	12	0.5W - 12/24V	BLUE	PZ	

**Surface-Mount Courtesy Elettra-T LED**


Watertight (IP67) courtesy LED light for exteriors and interiors, horizontal or vertical mount without recess. Technopolymer body, Stainless Steel screws. Universal 12/24V power supply.

Cod.	Dim mm	LED	Light	UM	€
2146664	38 x 31 x H10	0.5W - 12/24V	WHITE	PZ	
2146665	38 x 31 x H10	0.5W - 12/24V	BLUE	PZ	

**Surface-Mount Courtesy Elettra-R LED**

Watertight (IP67) courtesy LED light for exteriors and interiors, horizontal or vertical mount without recess. Technopolymer body, Stainless Steel screws. Universal 12/24V power supply.

Cod.	Dim mm	LED	Light	UM	€
2146667	30 x 35 x H9	0.5W - 12/24V	WHITE	PZ	
2146668	30 x 35 x H9	0.5W - 12/24V	BLUE	PZ	

**Surface-Mount Light Andromeda-G1 LED**


Watertight (IP67) courtesy LED light for exteriors and interiors, horizontal or vertical surface mount. Chromed Brass body, Stainless Steel screws. Universal 12/24V power supply. The light is emitted in one direction (down).

Cod.	Dim mm	LED	Light	UM	€
2146670	100 x 16 x H11	6 x 0,2W - 12/24V	WHITE Directional	PZ	

**Surface-Mount Light Andromeda-G2 LED**

Watertight (IP67) courtesy LED light for exteriors and interiors, horizontal or vertical surface mount. Chromed Brass body, Stainless Steel screws. Universal 12/24V power supply. The light is emitted in two directions (up and down).


Cod.	Dim mm	LED	Light	UM	€
2146671	100 x 16 x H11	6 x 0,2W - 12/24V	WHITE Bidirectional	PZ	



LED-12V Courtesy Light Flush Dot

Plastic body LED flush mount courtesy white light. Bright light, low consumption and long life.

Cod.	ø mm	ø1 mm	H1 mm	LED	UM	€
2145759	13	9	20	1 x 0,2W	PCS	

**LED-12V Courtesy Lights Flush Mini**


IP66 Plastic body LED flush mount courtesy lights. Bright light, low consumption and long life.

Cod.	ø mm	ø1 mm	H1 mm	LED	Light	UM	€
2145760	28	14,3	20	1 x 0,2W	WARM WHITE	PCS	
2145761	41	28,3	21	8 x 0,2W	NATURAL WHITE	PCS	

**LED-12V Courtesy Light Flush Clear**

Clear Plastic body LED flush mount courtesy light. Bright light, low consumption and long life. Cold white light 6000 K°.

Cod.	ø mm	ø1 mm	H1 mm	LED	UM	€
2145762	38	21,5	31	1 x 0,2W	PCS	

**LED-12V Courtesy Lights Flush Chrome**

Chromed Brass LED flush mount courtesy lights. 6000°K cold light.

Cod.	Frame	Dim mm	H1 mm	LED	UM	€
2145766	Square	30 x 30	13	1 x 0,2W	PCS	
2145769	Round	ø 32	13	1 x 0,2W	PCS	

**Flush-Mount LED 12V Courtesy Lights Round PL**

Flush-mount tecnopolymer LED flush mount courtesy lights. Natural white or blue light, low consumption and long life.

Cod.	ø mm	ø1 mm	H1 mm	LED	Light	UM	€
2145820	39	19	11	2 x 0,2W	NATURAL WHITE	PCS	
2145822	39	19	11	2 x 0,2W	BLUE	PCS	

**Flush-Mount LED 12V Courtesy Lights Round Inox**


Flush-mount tecnopolymer with Stainless Steel cover LED flush mount courtesy lights. Natural white or blue light, low consumption and long life.

Cod.	ø mm	ø1 mm	H1 mm	LED	Light	UM	€
2145824	33	M20 x 1,5	25	2 x 0,2W	NATURAL WHITE	PCS	
2145825	33	M20 x 1,5	25	2 x 0,2W	BLUE	PCS	

**LED-12V Mignon Courtesy Lights**

White Plastic body 2 LED courtesy lights. The first LED has the light emitted down and the second one horizontally. Bright light, low consumption and long life.

Cod.	Light Direction	Dim mm	LED	UM	€
2145754	Down	44 x 19	2 x 0,2W	PCS	
2145755	Direct	44 x 19	2 x 0,2W	PCS	

**LED-12V Courtesy Light Flat**

White Plastic body LED flat courtesy light. Bright light, low consumption and long life.

Cod.	Dim mm	H mm	LED	UM	€
2145750	72 x 37	10	5 x 0,2W	PCS	

**LED-12V Mignon Courtesy Spot**

White Plastic rotating LED courtesy spot. Bright light, low consumption and long life.

Cod.	Dim mm	LED	UM	€
2145780	ø 40 x H30	8 x 0,2W	PCS	



LED 12V Courtesy Lights Elliptic PL

Plastic LED flush mount courtesy light.

6000°K cold white light, low consumption and long life.

Cod.	Dim mm	H1 mm	LED	Light	UM	€
2145823	45 x 31	20	1 x 0,2W	WHITE	PCS	
2145821	45 x 31	20	1 x 0,2W	BLUE	PCS	

**LED 12V Courtesy Lights Smooth Chrome**

Chromed Brass LED courtesy lights. 3000°K warm white light, low consumption and long life.

Cod.	Dim mm	LED	UM	€
2145773	80 x 18 x H18	5 x 0,2W	PCS	

**6 LED 12V Strip 1 Light**

Technopolymer body flush mount LED Strip light. Bright light, low consumption and long life.

Cod.	Dim mm	H1 mm	LED	UM	€
2145720	140 x 29	20	6 x 0,2W	PCS	

**6-15 LED 12V Strip2 Light**

Technopolymer body flush mount LED strip light. Bright light, low consumption and long life.

Cod.	Dim mm	H1 mm	LED	UM	€
2145726	100 x 25	12	6 x 0,2W	PCS	
2145727	200 x 25	12	15 x 0,2W	PCS	

**6-15 LED 12V Strip4 Light**

Technopolymer body LED strip light. Bright light, low consumption and long life.

Cod.	Dim mm	LED	UM	€
2145728	107 x 20 x H15	6 x 0,2W	PCS	
2145729	208 x 20 x H15	15 x 0,2W	PCS	

**6 LED 12V Strip 3 Light**

Technopolymer body LED Strip light. Bright light, low consumption and long life.

Cod.	Dim mm	LED	UM	€
2145721	140 x 17 x H22	6 x 0,2W	PCS	

**Bimini LED Light**

Rechargeable LED light with magnetic attachment for bimini and awnings. Thanks to the innovative magnetic mounting, the light can be installed quickly and easily on any fabric. Operated by remote control, powered by 4 AA batteries (not included). Thanks to the integrated charger, if rechargeable batteries are used, simply plug the light into the mains to recharge the batteries. Warm white light.

Cod.	ø mm	H mm	Batteries	UM	€
2140080	130	25		PCS	
2040085			2 Rechargeable Batteries	PCK	
2040060			4 Non-Rechargeable Batteries	PCK	



LED Slim Lights

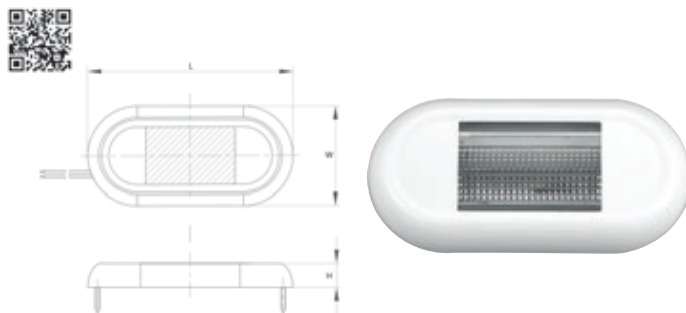
IP67 waterproof Tecnopolymer powerful and bright 12/24V LED light.
Very thin surface mount housing. 5500 K° natural white light.

Cod.	Dim mm	Lumen	LED	UM	€
2145601	170 x 57 x H15	185	22 - 4,4W	PCS	
2145603	300 x 57 x H15	515	54 - 10,8W	PCS	
2145605	600 x 57 x H15	787	130 - 24W	PCS	

**Elliptic Top PL Waterproof LED Light**

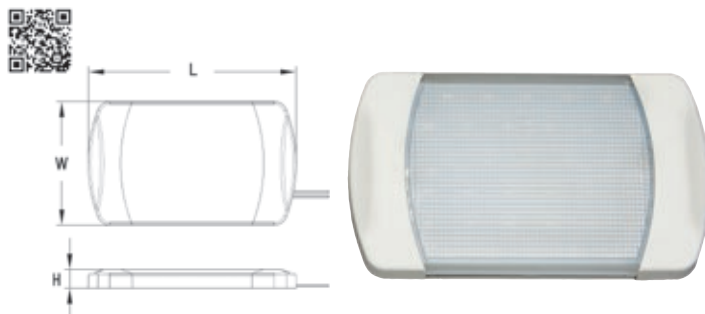
Surface mount Tecnopolymer case IP67 waterproof LED dome light.
Power supply 10-30V at 12W with 5000 K° daylight white light.

Cod.	L mm	W mm	H mm	Lumen	UM	€
2145708	136	68	16	950	PCS	

**Power Top PL Waterproof LED Light**


Tecnopolymer IP67 waterproof 12/24V powerful and bright LED dome light.
Ideal for cockpits and engine rooms.
Very thin surface mount housing. Consumption 10W. 6000 K° cold white light.

Cod.	L mm	W mm	H mm	Lumen	UM	€
2145706	160	95	15	727	PCS	

**Waterproof LED Light Round Top PL5**


Tecnopolymer IP67 waterproof powerful and bright LED dome light 12/24V.
Surface mount. 5000 K° natural white light.

Cod.	ø mm	H mm	LED	Lumen	UM	€
2145712	130	18,5	51 x 0,5W	720	PCS	

**Waterproof LED Light Round Top PL4**

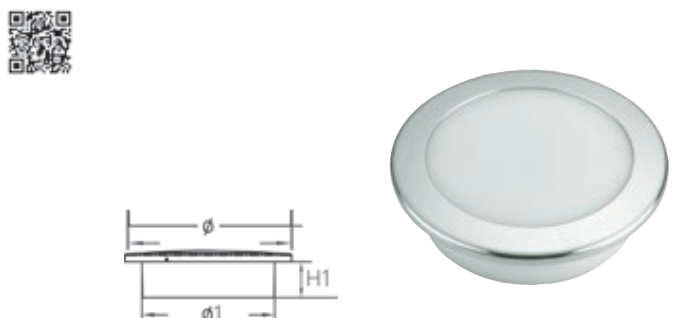
Tecnopolymer IP67 waterproof very bright LED dome light 12/24V.
Very thin surface mount housing. 5000 K° natural white light.

Cod.	ø mm	H mm	LED	Lumen	UM	€
2145610	130	12	90 x 0,2W	780	PCS	

**Waterproof LED Light Round Top Inox2**

12V dimmable IP67 waterproof LED dome light with Stainless Steel frame.
Recessed mounting. Consumption 6W. 3000 K° warm white light.

Cod.	ø mm	ø1 mm	H1 mm	LED	Lumen	UM	€
2121275	108	86	23	16 x 0,5W	180	PCS	



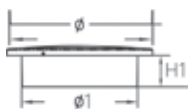
Round Flush PL Waterproof LED Light

ABS housing and Polycarbonate lens IP67 waterproof 12V LED flush mount dome light.

Can be used as stern, cockpit, dock or as Fly Bridge light.

Reduced consumption 2W. 3000 K° warm white light.

Cod.	ø mm	ø 1 mm	H1 mm	Lumen	UM	€
2121271	107	70	12	64	PZ	

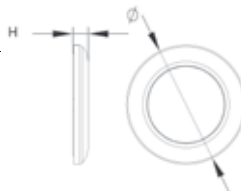
**Round Top PL2 Waterproof LED Light**

ABS housing and Polycarbonate lens IP67 waterproof 12V LED dome light.

Can be used as stern, cockpit, dock or as Fly Bridge light.

Reduced consumption 2W. 3000 K° warm white light.

Cod.	ø mm	H mm	Lumen	UM	€
2121272	90	23	64	PZ	

**Waterproof LED Light Round Top PL3**

12V ABS LED dome light with switch.

Waterproof IP67. Dimmable.

Consumption 2W. 3000 K° warm white light.

Cod.	ø mm	H mm	LED	Lumen	UM	€
2145672	90	26	6 x 0,5W	65	PZ	

**- DOME LIGHTS -****LED Slim Dome Light**

ABS Body and Anodized Aluminum base 12/24V LED dome light with switch.

Very thin. Reduced consumption 2.4W. 5500 K° natural white light.

Cod.	Dim mm	Lumen	UM	€
2145630	249 x 70 x H18	189	PCS	

**Neo-LED 12/24V Dome Light**

ABS Case powerful 12/24V LED dome light with switch.

Reduced consumption 13W. 6000 K° cold white light.

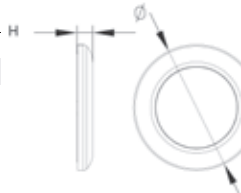
Cod.	Dim mm	LED	Lumen	UM	€
2145633	394 x 85 x H30	39 x 0,2W	740	PCS	

**Classic S/Steel LED Dome Lights**

Stainless Steel body 12V LED classic dome lights with switch.

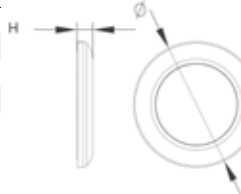
Reduced consumption 3.5W and long life. 5500 K° natural white light.

Cod.	ø mm	H mm	LED	Lumen	UM	€
2140051	107	32	20 x 0,2W	260	PZ	
2140052	137	39	20 x 0,2W	260	PZ	
2140053	168	46	20 x 0,2W	260	PZ	

**Classic S/Steel Dome Lights**

Stainless Steel case dome lights with toggle switch and frosted glass.

Cod.	ø mm	Bulb Type	Spare	UM	€
2140001	110	Festoon		PZ	
2140004	140	BA15D		PZ	
2140007	175	BA15D		PZ	
2161210			12V/10W Festoon Bulb	PZ	
2163210			BA15D 12V/10W Bulb	PZ	



S/Steel Slim LED Dome Light

Low profile Stainless Steel body 12V LED dome lights.
Reduced consumption and long life. 3500 K° warm white light.



Cod.	ø mm	H mm	LED	Lumen	UM	€
2140055	94	11	16 x 0,2W	100	PCS	
2140056	132	10	28 x 0,2W	110	PCS	

**S/Steel Bright Slim LED Dome Lights**

Stainless Steel low profile 12V LED dome lights.
Reduced consumption and long life. 3000 K° warm white light.



Cod.	ø mm	H mm	LED	Lumen	UM	€
2140040	94	11	4 x 0,5W	97	PCS	
2140041	110	11	6 x 0,5W	125	PCS	
2140042	132	13	9 x 0,5W	162	PCS	

**Ufo LED Dome Lights**

IP65 protected Surface mount Chromed Aluminum body 12/24V LED dome lights.
The 2145718 dome light is endowed with touch switch.
Reduced consumption 3/5/8W and long life. 3000 K° warm white light.



Cod.	ø mm	H mm	Lumen	UM	€
2145715	50	11	141	PCS	
2145717	70	8	343	PCS	
2145718	105	8	558	PCS	

**Classic Brass LED Dome Lights**

Polished Brass body 12V LED classic dome lights with switch.
Reduced consumption 3.5W and long life. 5500 K° cold white light.



Cod.	ø mm	H mm	LED	Lumen	UM	€
2141051	107	32	20 x 0,2W	260	PCS	
2141052	137	39	20 x 0,2W	260	PCS	
2141053	168	46	20 x 0,2W	260	PCS	

**S Power Slim LED Dome Light**

Surface mount ABS body 12/24V (10-30V) LED dome light with switch. Endowed with night red light function.
Reduced consumption 6W and long life. 3000 K° warm white light.



Cod.	ø mm	H mm	Lumen	UM	€
2145731	127	12	390	PCS	

**Push On 4 LED Dome Light**

White Plastic body 12/24V LED dome light. It is activated by pressing the lens.
Reduced consumption and long life. 3000 K° warm white light.



Cod.	ø mm	H mm	LED	Lumen	UM	€
2145701	75	26	4 x 0,2W	40	PCS	

**6 LED Dome Light**

White Plastic body 12V LED dome light. Reduced consumption and long life. 3000 K° warm white light.



Cod.	L mm	L1 mm	H mm	LED	Lumen	UM	€
2145710	140	92	25	6 x 0,2W	100	PCS	

**Push On 16 LED Dome Light**

White Plastic 12V LED dome light. Turns on when pushing the lens.
Reduced consumption and long life. 4500 K° natural white light.



Cod.	ø mm	H mm	LED	Lumen	UM	€
2145674	110	44	16 x 0,2W	230	PCS	

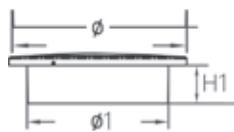


Compact 3 LED Ceiling Light

White Plastic body 12V LED compact flush mount dome light. Can be surface mounted with H20 mm endowed frame. Reduced consumption 0.9W and long life. 3000 K° warm white light.



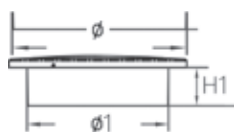
Cod.	ø mm	ø1 mm	H1 mm	LED	Lumen	UM	€
2145702	81	50	10	12 x 0,2W	40	PCS	

**2x1 S/Steel Power LED Spot Light**

12/24V Power-LED Stainless Steel spot light. Flush or surface mount with H20 mm included frame. Reduced consumption 3W and long life. 3000 K° warm white light.



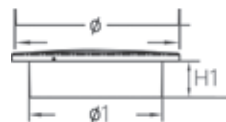
Cod.	ø mm	ø1 mm	H1 mm	LED	Lumen	UM	€
2142050	71	49	12	1 x 3W	70	PCS	

**Ceiling Steel LED Spot Light**

Stainless Steel flush mount LED spot light with IP65 protection and swivel lens. 3.1W LED with 8-30V power supply dimmable with 3000 K° warm white light.



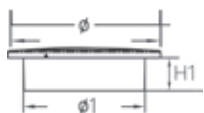
Cod.	ø mm	ø1 mm	H1 mm	Lumen	UM	€
2142065	79	60	32	80	PCS	

**Chrome-R LED Ceiling Light**

Recessed mount Chromed Tecnopolymer body 12V LED dome lights. Recessed height only 9.5 mm. Easy clip mounting. Reduced consumption 1.7W and long life. 3000 K° warm white light.



Cod.	Dim mm	ø1 mm	H1 mm	LED	Lumen	UM	€
2145812	65 x 65	57	9.5	24 x 0,2W	157	PCS	

**Compact 2R LED Dome Light**

Flush mount White Plastic 12/24V LED dome light. Reduced consumption and long life. 3000 K° warm white light.



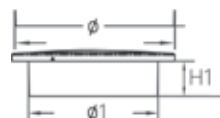
Cod.	ø mm	ø1 mm	H1 mm	LED	Lumen	UM	€
2145700	75	48	20	4 x 0,2W	40	PCS	

**Satin Slim Power LED Spot Light**

Satin Aluminum frame and base flush 12V LED spot light. Very thin, recessed only 10 mm. Reduced consumption 3.4W and long life. 3000 K° warm white light.



Cod.	ø mm	ø1 mm	H1 mm	LED	Lumen	UM	€
2142040	85	56	10	9 x 0,5W	138	PCS	



Sextans-C LED Spot Light

LED recessed spot light for interiors with Chromed Brass bezel and Stainless Steel screws. 12/24V - 2.5W universal power supply. IP43 protected.

Cod.	ø mm	ø1 mm	H1 mm	Light	UM	€
2146562	93	61	28	Warm 3200 K°	PCS	

**Sextans-R LED Spot Light**


LED recessed spot light for interior with Chromed Brass bezel and Stainless Steel screws. 12/24V - 2.5W universal power supply. IP43 protected.

Cod.	ø mm	ø1 mm	H1 mm	Light	UM	€
2146560	93	61	28	Warm 3200 K°	PCS	

**Asterope-M LED Spot Light**


LED recessed spot light for exterior and interior with 316 Stainless Steel bezel and screws. 12/24V - 2.5W universal power supply. IP65 protected.

Cod.	ø mm	ø1 mm	H1 mm	Light	UM	€
2146570	105	81	25	Daylight 4000 K°	PCS	

**Aquarius-2 LED Spot Light**

LED recessed spot light for exterior and interior with 316 Stainless Steel bezel and screws. 12/24V - 2.5W universal power supply. IP65 protected.

Cod.	ø mm	ø1 mm	H1 mm	Light	UM	€
2146568	85	61	27	Daylight 4000 K°	PCS	

**Sextans-F LED Spot Light**

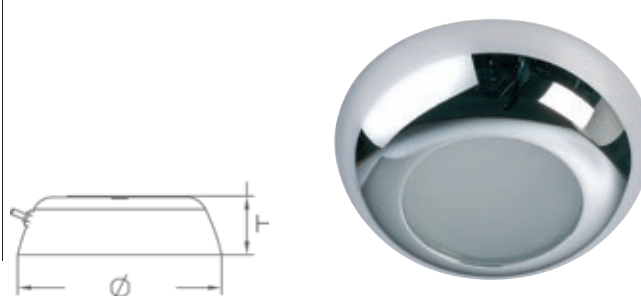
LED recessed spot light for interior with Chromed Brass bezel and Stainless Steel screws. 12/24V - 2.5W universal power supply. IP43 protected.

Cod.	ø mm	ø1 mm	H1 mm	Light	UM	€
2146564	80	61	31	Warm 3200 K°	PCS	

**Asterion-B LED Dome Light**

LED Dome light for interior with Chromed Brass bezel and Stainless Steel screws. Available with or without switch. 12/24V - 2.5W universal power supply. IP20 protected.

Cod.	Switch	ø mm	H mm	Light	UM	€
2146572	No	95	28	Warm 3200 K°	PCS	
2146574	Yes	95	28	Warm 3200 K°	PCS	

**Sextans-S LED Spot Light**

Power LED recessed spot light for interior with Chromed Brass bezel and Stainless Steel screws. 12/24V - 3.5W universal power supply. IP43 protected.

Cod.	ø mm	ø1 mm	H1 mm	Light	UM	€
2146550	55	48	28	Warm 3200 K°	PCS	
2146551	76	61	24	Warm 3200 K°	PCS	
2146552	90	81	24	Warm 3200 K°	PCS	

**Sextans-QB LED Spot Light**

Power LED recessed spot light for interior with Chromed Brass bezel and Stainless Steel screws. 12/24V - 3.5W universal power supply. IP43 protected.

Cod.	Dim mm	ø1 mm	H1 mm	Light	UM	€
2146554	55 x 55	48	28	Warm 3200 K°	PCS	
2146555	76 x 76	61	24	Warm 3200 K°	PCS	
2146556	95 x 95	81	24	Warm 3200 K°	PCS	



Tina Courtesy Light

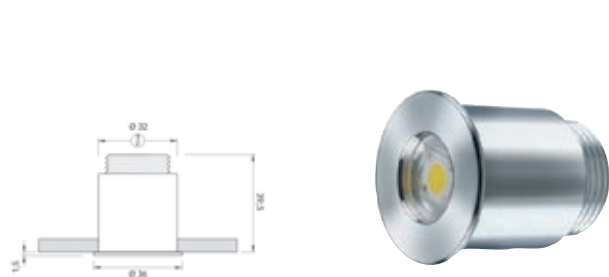
316 Stainless 0,24W IP65 Steel LED courtesy light for interiors and exteriors. Flush mount by pressure. 9-32V universal voltage with dimmable LED protected from spikes and inversion.

Cod.	External ø mm	Light	UM	€
2149501	20	Daylight White 4000 K°	PCS	
2149503	20	Blue	PCS	
2149504	20	Red	PCS	

**Gaia Courtesy Light**

316 Stainless Steel 3,5W IP6 LED courtesy light for interiors and exteriors. Flush mount by pressure. 9-32V universal voltage with dimmable LED protected from spikes and inversion.

Cod.	External ø mm	Lumen	Light	UM	€
2149510	36	250	Daylight 4000 K°	PCS	
2149511	36	230	Warm 3000 K°	PCS	

**Eyelid Courtesy Light**

Chromed Polymer and UV stabilized Technopolymer lens 0,25W IP65 LED courtesy light for interiors and exteriors. Surface mount with screws. 9-32V universal voltage with dimmable LED protected from spikes and inversion.

Cod.	Dim mm	Light	UM	€
2149604	46 x 33 x H9	Daylight 4000 K°	PCS	

**Action Utility Light**


UV stabilized Technopolymer IP66 LED utility light ideal for functional applications as engine rooms, passages and lockers. Surface mount with screws. 9-32V universal voltage with dimmable LED protected from spikes and inversion.

Cod.	W	V	Dim mm	Lumen	Light	UM	€
2149615	5	9-16	140 x 116 x H13	314	Daylight 4000 K°	PCS	
2149616	10	10-30	140 x 116 x H13	630	Daylight 4000 K°	PCS	

**Patricia Courtesy Light**


UV Stabilized shock resistant Technopolymer body 0,24W IP65 LED courtesy light for interiors and exteriors. Flush mount with screws. 9-32V universal voltage with dimmable LED protected from spikes and inversion.

Cod.	External ø mm	Light	UM	€
2149600	40	Daylight White 4000 K°	PCS	
2149601	40	Blue	PCS	
2149602	40	Red	PCS	

**Tab Courtesy Light**

316 Stainless Steel 0,5W IP66 LED courtesy light for interiors and exteriors with downwards light beam. Surface mount with screws. 9-32V universal voltage with dimmable LED protected from spikes and inversion.

Cod.	Dim mm	Light	UM	€
2149610	68 x 14 x H8	Daylight White 4000 K°	PCS	
2149611	68 x 14 x H8	Blue	PCS	
2149612	68 x 14 x H8	Red	PCS	

**Syria - IP40 Bar LED Light**

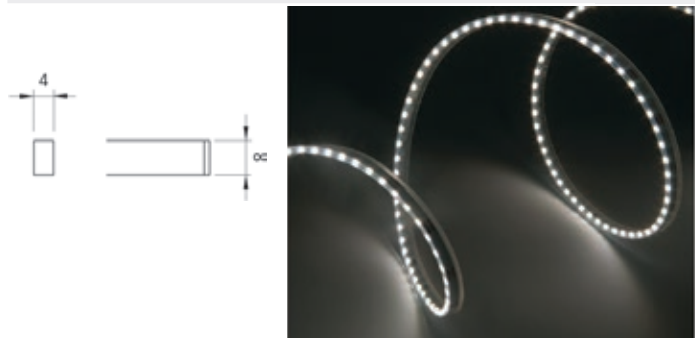
Chromed Aluminum IP40 LED bar for interiors, adjustable with switch, ideal for illuminating small spaces. Surface mount with screws. 10-15V voltage with LED protected from spikes and inversion.

Cod.	W	Dim mm	Lumen	Light	UM	€
2149815	1,5	150 x 24 x H20	80	Warm 3000 K°	PCS	
2149828	3,0	278 x 24 x H20	160	Warm 3000 K°	PCS	
2149841	4,5	406 x 24 x H20	240	Warm 3000 K°	PCS	

**Side LED Strip Light**

4,5W IP65 LED Strip light for interiors and exteriors with flexible UV treated Silicone sheath, complete with mounting clips. 10-15V voltage with dimmable LED protected from spikes and inversion.

Cod.	Dim mm	Lumen	Light	UM	€
2149801	4 x 8 x L1000	230/m	Warm 3000 K°	PCS	
2149802	4 x 8 x L1000	230/m	Warm 3000 K°	PCS	



Ted N Spot Light

2W IP40 LED spot light for interiors with white composite bezel. Flush mount with springs. 9-32V universal voltage with dimmable LED protected from spikes and inversion.



Cod.	External ø mm	Lumen	Light	UM	€
2149020	72	160	Daylight 4000 K°	PCS	
2149021	72	130	Warm 3000 K°	PCS	

**Ted N IP66 Spot Light**

2W IP66 LED spot light for interiors and exteriors with white composite bezel. Flush mount with screws. 9-32V universal voltage with dimmable LED protected from spikes and inversion.



Cod.	External ø mm	Lumen	Light	UM	€
2149025	72	160	Daylight 4000 K°	PCS	
2149026	72	130	Warm 3000 K°	PCS	

**Ted Spot Light**

2W IP40 LED spot light for interiors with 316 Stainless Steel bezel. Flush mount with springs. 9-32V universal voltage with dimmable LED protected from spikes and inversion.



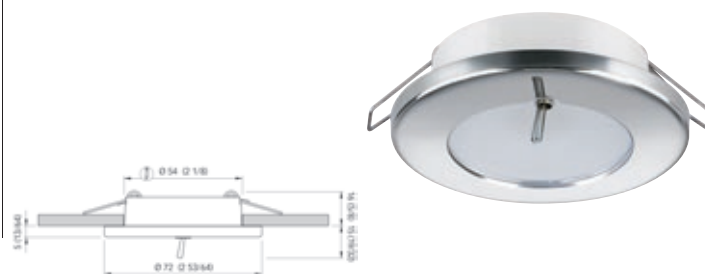
Cod.	External ø mm	Lumen	Light	UM	€
2149000	72	160	Daylight 4000 K°	PCS	
2149004	72	130	Warm 3000 K°	PCS	

**Ted Switch Spot Light**

2W IP40 LED spot light for interiors with 316 Stainless Steel bezel and switch. Flush mount with springs. 9-32V universal voltage with dimmable LED protected from spikes and inversion.



Cod.	External ø mm	Lumen	Light	UM	€
2149005	72	160	Daylight 4000 K°	PCS	
2149009	72	130	Warm 3000 K°	PCS	

**Ted IP66 Spot Light**

2W IP66 LED spot light for interiors and exteriors with 316 Stainless Steel bezel. Flush mount with screws. 9-32V universal voltage with dimmable LED protected from spikes and inversion.



Cod.	External ø mm	Lumen	Light	UM	€
2149001	72	160	Daylight 4000 K°	PCS	
2149003	72	130	Warm 3000 K°	PCS	

**Lucille Adjustable Spot Light**

1,5W IP40 adjustable LED spot light for interiors with 316 Stainless Steel bezel. Flush mount with springs. 9-32V universal voltage with dimmable LED protected from spikes and inversion.



Cod.	External ø mm	Lumen	Light	UM	€
2149014	65	61	Daylight 4000 K°	PCS	
2149015	65	56	Warm 3000 K°	PCS	

**Miriam Spot Light**

2W IP40 LED spot light for interiors with 316 Stainless Steel bezel. Flush mount with springs. 9-32V universal voltage with dimmable LED protected from spikes and inversion.



Cod.	External ø mm	Lumen	Light	UM	€
2149201	77	160	Daylight 4000 K°	PCS	
2149203	77	130	Warm 3000 K°	PCS	

**Miriam Switch Spot Light**

2W IP40 LED spot light for interiors with 316 Stainless Steel bezel and switch. Flush mount with springs. 9-32V universal voltage with dimmable LED protected from spikes and inversion.



Cod.	External ø mm	Lumen	Light	UM	€
2149205	77	160	Daylight 4000 K°	PCS	
2149207	77	130	Warm 3000 K°	PCS	



Nikita Adjustable Spot Light

4W IP40 adjustable LED spot light for interiors with 316 Stainless Steel bezel. Flush mount with springs. 9-32V universal voltage with dimmable LED protected from spikes and inversion.



Cod.	External ø mm	Lumen	Light	UM	€
2149016	85	390	Daylight 4000 K°	PCS	
2149017	85	330	Warm 3000 K°	PCS	




Todd Touch Spot Light

2W IP65 LED spot light for interiors and exteriors with 316 Stainless Steel flat frame, touch switch and an intensity regulator. Flush mount with springs. 9-32V universal voltage with dimmable LED protected from spikes and inversion.



Cod.	External ø mm	Lumen	Light	UM	€
2149035	72	160	Daylight 4000 K°	PCS	
2149036	72	130	Warm 3000 K°	PCS	



Kai Spot Light

4W IP65 LED spot light for interiors and exteriors with 316 Stainless Steel bezel. Flush mount with springs and 1.5 mm flat profile bezel or with screws and 4 mm normal profile bezel. 9-32V universal voltage with dimmable LED protected from spikes and inversion.



Cod.	Bezel H mm	External ø mm	Lumen	Light	UM	€
2149305	1,5	82	400	Daylight 4000 K°	PCS	
2149306	1,5	82	362	Warm 3000 K°	PCS	
2149303	4,0	82	400	Daylight 4000 K°	PCS	
2149304	4,0	82	362	Warm 3000 K°	PCS	




Tim Dome Light

2W IP40 LED dome light for interiors with 316 Stainless Steel bezel and switch. Surface mount with screws. 9-32V universal voltage with dimmable LED protected from spikes and inversi



Cod.	Dim mm	Lumen	Light	UM	€
2149405	ø 90 x H22	160	Daylight 4000 K°	PCS	
2149407	ø 90 x H22	130	Warm 3000 K°	PCS	



Daisy Spot Light

3.5W IP65 LED spot light for interiors and exteriors with white painted Aluminum bezel. Flush mount with springs. 9-32V universal voltage with dimmable LED protected from spikes and inversion.



Cod.	External ø mm	Lumen	Light	UM	€
2149030	40	210	Daylight 4000 K°	PCS	
2149031	40	180	Warm 3000 K°	PCS	
2149032	52	210	Daylight 4000 K°	PCS	
2149033	52	180	Warm 3000 K°	PCS	




Todd Dual Red Spot Light

Double light 2W IP65 LED spot light selectable white or red for interiors and exteriors with 316 Stainless Steel flat bezel. Flush mount with springs. 9-32V universal voltage with dimmable LED protected from spikes and inversion.



Cod.	External ø mm	Lumen	Light	UM	€
2149037	72	160	Daylight 4000 K° / Red	PCS	
2149038	72	130	Warm 3000 K° / Red	PCS	



Marina Spot Light

4W IP65 LED spot light for interiors and exteriors with 316 Stainless Steel bezel. Flush mount with springs and 1.5 mm flat profile bezel or with screws and 4 mm normal profile bezel. 9-32V universal voltage with dimmable LED protected from spikes and inversion.



Cod.	Bezel H mm	External mm	Lumen	Light	UM	€
2149310	1,5	79 x 79	400	Daylight 4000 K°	PCS	
2149311	1,5	79 x 79	362	Warm 3000 K°	PCS	
2149300	4,0	79 x 79	400	Daylight 4000 K°	PCS	
2149301	4,0	79 x 79	362	Warm 3000 K°	PCS	



Barbie Dome Light

2W IP66 LED dome light for interiors and exteriors with 316 Stainless Steel bezel. Surface mount with springs. 9-32V universal voltage with dimmable LED protected from spikes and inversion.



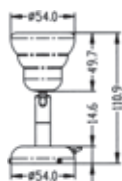
Cod.	Dim mm	Lumen	Light	UM	€
2149410	ø 72 x H20	160	Daylight 4000 K°	PCS	
2149411	ø 72 x H20	130	Warm 3000 K°	PCS	



Classic LED Reading Light

3W LED polished and chromed Brass body adjustable reading lights with switch.

Cod.	Body	Spot ø mm	Base ø mm	V	Lumen	UM	€
2144060	Polished Brass	54	54	12/24	85	PCS	
2144061	Chromed Brass	54	54	12/24	85	PCS	

**Cap LED Reading Light**

3W LED polished and chromed Brass body adjustable reading lights with switch.

Cod.	Body	Spot ø mm	Base ø mm	V	Lumen	UM	€
2144066	Polished Brass	42	54	12/24	85	PCS	
2144067	Chromed Brass	42	54	12/24	85	PCS	

**Power Cap LED Reading Light**3W LED Stainless Steel body adjustable reading lights with touch switch.
3000 K° warm white light.

Cod.	Spot ø mm	Base ø mm	V	Lumen	UM	€
2144051	53	65	12/24	154	PCS	

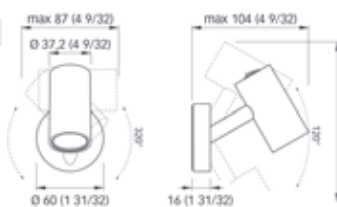
**Robo LED Reading Light**Nickel-plated Aluminum body adjustable reading LED lights with touch switch.
1W 3000 K° dimmerable warm white light.

Cod.	Spot ø mm	Base ø mm	V	Lumen	UM	€
2144055	32	65	12/24	120	PCS	

**Robin LED Reading Light**

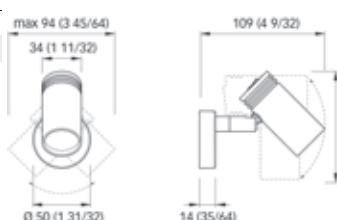
2,5W IP40 white composite body adjustable LED reading light with switch. Surface installation with screws. 9-32V universal voltage with LED protected from spikes and inversion.

Cod.	Lumen	Light	UM	€
2144082	160	Daylight 4000 K°	PCS	
2144083	140	Warm 3000 K°	PCS	

Quick
LUMINANCE**Jacob LED Reading Light**

2,5W IP40 Chromed Aluminum body adjustable LED reading light with switch. Surface installation with screws. 9-32V universal voltage with LED protected from spikes and inversion.

Cod.	Lumen	Light	UM	€
2144080	160	Daylight 4000 K°	PCS	
2144081	140	Warm 3000 K°	PCS	

Quick
LUMINANCE

LED Copilot 2 Chart Light

Chromed Brass flexible neck 8 LED chart light. Black Polymer base and case. Consumption 0,56W. 6000 K° cold white light.

Cod.	L mm	V	Light	UM	€
2124220	420	12	WHITE	PCS	
2124222	420	12	RED	PCS	

**LED USB Chart Light**

12/24V LED chart light with nickel-plated Steel flex-neck, 60 mm dia base and black Polymer case. Complete with a 2A USB charger and a LED touch switch. Consumption 1,8W. Natural white light 4500 K °.

Cod.	L mm	V	UM	€
2124223	411	12/24	PCS	

**LED Copilot 1 Chart Light**

Satinized Black Aluminum body and flexible neck switchable Red/White LED chart light. Minimum consumption 1,5 W.

Cod.	L mm	V	UM	€
2124212	500	12/24	PCS	

**LED Chrome Flex D Chart Light**

60 mm base and nickel-plated Aluminum flex-neck dimmerable 12/24V LED chart light. Complete with touch switch. Consumption 3W. Warm white light 3000 K°.

Cod.	L mm	V	Lumen	UM	€
2124224	500	12/24	165	PCS	

**LED Chrome Flex B Chart Light**

Chrome plated Brass body and flexible neck LED chart light. Excellent light at 52 Lumen, reduced consumption 1,2 W.

Cod.	L mm	V	UM	€
2124218	416	12/24	PCS	

**LED Chrome Flex C Chart Light**

45 mm base and nickel-plated Aluminum flex-neck 12/24V LED chart light. Consumption 1W. Warm white light 3000 K°.

Cod.	L mm	V	Lumen	UM	€
2124225	390	12/24	110	PCS	



Bulkhead Oval Lamps

Casted Brass body bulkhead oval lamp. E27-220V bulb socket. IP54 protection.



Cod.	L mm	W mm	Bulb Max	UM
2147205	175	130	40W 220V	PCS
2147206	195	135	60W 220V	PCS
2147207	235	165	60W 220V	PCS
2147208	262	195	100W 220V	PCS

**Bulkhead CB Oval Lamps**

Chromed Brass bulkhead oval lamp with two fixing holes and sand-blasted glass. E27-220V bulb holder. IP54 protection.



Cod.	L mm	W mm	Bulb Max	UM	€
2147220	175	130	42W 220V	PCS	
2147221	195	135	52W 220V	PCS	
2147222	235	165	60W 220V	PCS	
2147223	262	195	77W 220V	PCS	

**Bulkhead CB Shield Oval Lamps**

Chromed Brass bulkhead oval lamp with two fixing holes and sand-blasted glass. Endowed with eyeshade that spreads light mainly downwards. E27-220V bulb holder. IP54 protection.



Cod.	L mm	W mm	Bulb Max	UM	€
2147240	182	140	42W 220V	PCS	
2147241	210	150	52W 220V	PCS	
2147242	245	172	60W 220V	PCS	
2147243	274	210	77W 220V	PCS	

**Bulkhead CB Round Lamps**

Chromed Brass bulkhead round lamp with fixing hole and sand-blasted glass. 220V bulb holder. IP54 protection.



Cod.	ø mm	Bulb Max	UM	€
2147230	155	E14 / 40W 220V	PCS	
2147231	190	E27 / 52W 220V	PCS	
2147232	215	E27 / 56W 220V	PCS	

**Bulkhead Round S Lamps**

220V cast Brass body bulkhead center mounting hole lamp. IP54 protection.



Cod.	ø mm	Bulb Max	UM	€
2147200	155	40W 220V	PCS	
2147202	190	60W 220V	PCS	
2147203	215	75W 220V	PCS	

**Bulkhead Round P Lamps**

220V cast Brass body bulkhead with 3 mounting lamp brackets. IP54 protection.



Cod.	ø mm	Bulb Max	UM	€
2147215	175	60W 220V	PCS	
2147216	215	75W 220V	PCS	

**Cage Lamp**

220V cage type wall light.



Cod.	H mm	ø mm	UM	€
2147104	350	100	PCS	

**Cage Dish Lamp**

Caged wall light with dish and 220V bulb holder. Wall base dimensions 67 x 95 mm.



Cod.	H mm	ø mm	UM	€
2147107	235	205	PCS	



Cleat Table Lamp

220V cleat shaped table lamp, shade included.



Cod.	H mm	ø mm	UM	€
2148001	310	210	PCS	
2148002	380	270	PCS	
2148003	480	330	PCS	

**Wheel Table Lamp**

220V wheel shaped table lamp, shade included.



Cod.	H mm	ø mm	UM	€
2148005	420	330	PCS	

**Base Table Lamp**

220V wooden base table lamp, shade included.



Cod.	H mm	ø mm	UM	€
2148006	340	270	PCS	

**Ceiling Cage Lamp**

220V Brass body cage type ceiling lamp. Chain length 60 cm.



Cod.	H mm	ø mm	UM	€
2147540	210	210	PCS	

**Wheel Shade Lamp**

220V Brass body fixed wall light with wheel and shade.



Cod.	H mm	W mm	UM	€
2147105	320	275	PCS	

**Swivel Shade Lamp**

220V Brass body swiveling wall light with shade.



Cod.	H mm	UM	€
2147109	400	PCS	

**Prisma Ceiling Lamp**

220V Brass body prism type ceiling lamp. Chain length 60 cm.



Cod.	H mm	ø mm	UM	€
2147545	230	210	PCS	

**Fishing Style Ceiling Lamps**

Classic Brass body fishing style ceiling lamp. Chain length 45 cm. 220V bulb socket.



Cod.	H mm	ø mm	UM	€
2147542	310	260	PCS	
2147543	420	350	PCS	
2147544	450	420	PCS	

